

5403 m.

bwin GRAND PRIX CESHÉ REPUBLIKY

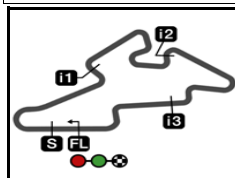
Free Practice Nr. 1

Top Speed & Average

4



Rider	Nation	Motorcycle	Top 5 speeds					Average	Top
74 Soushi MIHARA	JPN	KTM	212.4	210.1	209.5	207.6	207.4	209.4	212.4
88 Jorge MARTIN	SPA	KTM	211.2	207.9	206.7	203.3	192.3	204.3	211.2
19 Tarran MACKENZIE	GBR	KTM	211.1	207.0	204.2	203.9	203.9	206.0	211.1
6 Corentin PEROLARI	FRA	KTM	210.4	208.9	207.9	205.4	205.3	207.6	210.4
36 Joan MIR	SPA	KTM	209.8	209.1	206.7	206.7	205.9	207.6	209.8
28 Bradley RAY	GBR	KTM	209.4	207.6	207.5	207.0	202.0	206.7	209.4
95 Scott DEROUÉ	NED	KTM	209.3	206.9	206.5	206.3	206.3	207.1	209.3
18 Mario TOCCA	ITA	KTM	209.0	206.2	205.2	204.3	203.8	205.7	209.0
98 Karel HANIKA	CZE	KTM	208.8	208.4	206.9	205.6	184.4	202.8	208.8
3 Diego PEREZ	SPA	KTM	208.7	202.7	201.6	199.3	197.4	201.9	208.7
33 Enea BASTIANINI	ITA	KTM	208.4	208.3	208.0	207.2	204.8	207.3	208.4
24 Marcos RAMIREZ	SPA	KTM	208.0	207.6	207.4	205.9	203.5	206.5	208.0
29 Stefano MANZI	ITA	KTM	208.0	206.1	205.4	204.8	202.8	205.4	208.0
96 Manuel PAGLIANI	ITA	KTM	206.6	206.1	205.1	204.8	204.8	205.5	206.6
46 Yui WATANABE	JPN	KTM	206.5	206.2	205.4	204.4	204.1	205.3	206.5
27 Joe ROBERTS	USA	KTM	206.2	205.4	202.4	202.2	201.8	203.6	206.2
50 Lukas TRAUTMANN	AUT	KTM	205.4	204.6	204.3	203.6	201.7	203.9	205.4
7 Aris MICHAEL	GER	KTM	205.4	204.6	203.1	202.8	202.2	203.6	205.4
34 Jordan WEAVING	RSA	KTM	205.4	201.0	199.4	199.1	198.7	200.7	205.4
54 Toprak RAZGATLIOGLU	TUR	KTM	205.3	203.7	202.4	201.8	201.6	203.0	205.3
40 Darryn BINDER	RSA	KTM	205.0	203.2	202.9	202.3	202.1	203.1	205.0
10 Felix NÄSSI	FIN	KTM	204.8	204.7	203.7	202.9	202.3	203.7	204.8
64 Anthony ALONSO	USA	KTM	203.8	202.8	201.5	201.3	200.7	202.0	203.8



5403 m.

bwin GRAND PRIX CESHÉ REPUBLIKY

Free Practice Nr. 1

Chronological Analysis of Performances

5

							T1 Time from finish line to 1st intermediate		T3 Time from 2nd intermed. to 3rd intermed.					
							T2 Time from 1st intermed. to 2nd intermed.		T4 Time from 3rd intermediate to finish line					
Lap	Lap Time	T1	T2	T3	T4	Speed	Lap	Lap Time	T1	T2	T3	T4	Speed	
1st	98	Karel HANIKA			MotoGP RedBull Roo CZE			6	2'23.379	37.497	40.830	38.691	26.361	203.6
		Runs=2	Total laps=11	Full laps=7			7	2'19.014	37.196	40.433	37.654	23.731	205.0	
1	2'49.580	56.955	46.234	40.726	25.665		8	2'16.778	36.522	39.757	37.025	23.474	205.7	
2	2'27.223	40.139	42.669	39.047	25.368	183.9	9	2'16.177	35.674	39.912	37.186	23.405	212.4	
3	2'23.226	38.547	41.094	38.667	24.918	184.4	10	2'15.795	36.318	39.483	36.601	23.393	207.4	
4	2'24.756	38.013	41.036	39.364	26.343	183.5	11	2'15.328	35.871	39.401	36.655	23.401	207.6	
5	2'37.339	43.651	44.571	42.535	26.582	138.9	12	2'15.747	36.145	39.604	36.656	23.342	209.5	
6	2'37.351	39.687	45.426	43.902	28.336	183.0	13	2'14.878	35.649	39.359	36.533	23.337	210.1	
7	2'22.798 P	35.959	40.314	39.101	27.424	208.4								
8	4'31.956	2'51.384	39.818	37.200	23.554		5th	54	Toprak RAZGATLIO			MotoGP RedBull Roo TUR		
9	2'14.358	35.615	39.004	36.554	23.185	205.6			Runs=1	Total laps=13	Full laps=12			
10	2'13.989	35.123	38.865	36.711	23.290	206.9	1	2'52.484	58.114	46.838	41.274	26.258		
11	2'23.961 P	35.787	41.707	38.113	28.354	208.8	2	2'27.413	39.587	42.429	39.742	25.655	174.7	
							3	2'25.085	39.591	41.954	38.653	24.887	178.1	
2nd	29	Stefano MANZI			MotoGP RedBull Roo ITA			4	2'24.031	38.522	41.891	38.798	24.820	180.9
		Runs=2	Total laps=12	Full laps=9			5	2'24.829	38.889	41.976	39.034	24.930	180.2	
1	2'49.413	56.590	45.509	41.399	25.915		6	2'23.320	38.047	41.647	38.783	24.843	184.7	
2	2'28.116	40.514	43.011	39.375	25.216	162.9	7	2'19.522	38.387	39.928	37.556	23.651	184.0	
3	2'22.694	39.059	40.934	37.942	24.759	176.8	8	2'18.119	36.851	39.823	37.209	24.236	201.6	
4	2'24.297	38.349	40.775	39.519	25.654	176.4	9	2'20.215	36.112	40.377	37.571	26.155	201.8	
5	2'35.157	42.204	44.019	42.495	26.439	164.4	10	2'16.734	36.126	39.701	37.182	23.725	202.4	
6	2'36.212	41.760	44.267	42.447	27.738	167.4	11	2'19.221	35.941	39.476	37.519	26.285	205.3	
7	2'16.482	36.441	39.943	36.903	23.195	206.1	12	2'16.193	35.749	39.590	37.053	23.801	201.4	
8	2'15.252	35.912	39.315	36.644	23.381	208.0	13	2'15.098	35.829	38.972	36.639	23.658	203.7	
9	2'26.479 P	35.766	38.949	38.866	32.898	205.4								
10	3'47.267	2'08.111	39.414	36.693	23.049		6th	3	Diego PEREZ			MotoGP RedBull Roo SPA		
11	2'14.772	35.874	39.336	36.397	23.165	202.8			Runs=2	Total laps=12	Full laps=9			
12	2'14.600	35.902	39.035	36.474	23.189	204.8	1	3'20.030	1'30.196	44.257	40.422	25.155		
							2	2'24.938	38.686	42.516	38.711	25.025	187.7	
3rd	88	Jorge MARTIN			MotoGP RedBull Roo SPA			3	2'22.067	38.150	41.260	38.076	24.581	184.4
		Runs=2	Total laps=12	Full laps=9			4	2'26.654	38.279	41.802	41.149	25.424	188.8	
1	2'55.526	1'00.689	45.960	42.082	26.795		5	2'22.080	38.215	41.450	37.945	24.470	189.3	
2	2'27.589	39.797	42.128	39.867	25.797	175.4	6	2'22.348	38.107	40.724	37.733	25.784	190.4	
3	2'24.005	38.549	41.392	38.959	25.105	177.0	7	2'19.267	37.037	40.477	38.234	23.519	199.3	
4	2'22.598	37.704	41.159	38.956	24.779	192.3	8	2'16.188	36.252	39.539	36.900	23.497	202.7	
5	2'29.788	38.927	43.267	40.603	26.991	188.1	9	2'26.858 P	35.823	40.025	38.397	32.613	208.7	
6	2'34.300	41.273	44.330	40.714	27.983	168.8	10	3'46.806	2'05.432	39.957	37.808	23.609		
7	2'23.738	42.107	40.554	37.701	23.376	164.4	11	2'16.622	36.580	39.731	36.948	23.363	197.4	
8	2'15.179	35.369	39.438	36.937	23.435	211.2	12	2'15.203	35.859	39.218	36.669	23.457	201.6	
9	2'14.991	35.559	39.292	36.819	23.321	207.9								
10	2'32.910 P	37.260	45.075	40.033	30.542	203.3	7th	27	Joe ROBERTS			MotoGP RedBull Roo USA		
11	3'44.842	1'53.205	50.191	37.422	24.024				Runs=2	Total laps=13	Full laps=10			
12	2'14.719	35.664	38.997	36.457	23.601	206.7	1	2'45.558	52.763	45.468	40.801	26.526		
							2	2'27.696	39.830	42.630	39.632	25.604	182.7	
4th	74	Soushi MIHARA			MotoGP RedBull Roo JPN			3	2'25.402	39.360	41.628	39.022	25.392	185.0
		Runs=1	Total laps=13	Full laps=12			4	2'22.293	38.267	40.941	38.144	24.941	184.1	
1	2'57.845	57.666	47.653	43.736	28.790		5	2'21.353	38.051	40.519	38.099	24.684	187.3	
2	2'37.662	44.058	44.397	42.027	27.180	145.3	6	2'21.041	37.694	40.861	37.939	24.547	191.0	
3	2'30.651	41.813	43.151	39.800	25.887	165.9	7	2'17.416	36.598	39.956	37.099	23.763	202.4	
4	2'26.078	39.478	41.870	39.340	25.390	173.6	8	2'25.079 P	37.204	40.185	37.280	30.410	202.2	
5	2'22.026	38.078	41.130	38.180	24.638	197.4	9	3'39.994	1'59.421	39.767	36.956	23.850		
							10	2'16.892	36.540	39.538	37.116	23.698	201.4	

Fastest Lap: Karel HANIKA MotoGP RedBull Roo CZE 2'13.989 35.123 38.865 36.711 23.290

DORNA DATA PROCESSING TIMING SERVICE DORNA DATA PROCESSING TIMING SERVICE DORNA DATA PROCESSING TIMING SERVICE DORNA DATA PROCESSING TIMING SERVICE DORNA DATA PROCESSING TIMING SERVICE DORNA DATA PROCESSING TIMING SERVICE DORNA DATA PROCESSES

Free Practice Nr. 1

RookiesCup

<i>Lap</i>	<i>Lap Time</i>	<i>T1</i>	<i>T2</i>	<i>T3</i>	<i>T4</i>	<i>Speed</i>	<i>Lap</i>	<i>Lap Time</i>	<i>T1</i>	<i>T2</i>	<i>T3</i>	<i>T4</i>	<i>Speed</i>
12	2'19.464	37.309	40.483	37.692	23.980	202.1							
13	2'19.541	37.153	40.388	38.068	23.932	203.2							

Fastest Lap: Karel HANIKA MotoGP RedBull Roo CZE **2'13.989** 35.123 38.865 36.711 23.290

DORNA DATA PROCESSING TIMING SERVICE DORNA DATA PROCESSING TIMING SERVICE DORNA DATA PROCESSING TIMING SERVICE DORNA DATA PROCESSING TIMING SERVICE DORNA DATA PROCESSING TIMING SERVICE DORNA DATA PROCESSING TIMING SERVICE DORNA DATA PROCESSING TIMING SERVICE DORNA DATA PROCESSING TIMING SERVICE DORNA DATA PROCESSING TIMING SERVICE DORNA DATA PROCCESSS

Brno, Friday, August 23, 2013



Automotodrom Brno

5403 m.

Results and timing service provided by TISSOT

RookiesCup

bwin GRAND PRIX CESKÉ REPUBLIKY

Free Practice Nr. 2

Chronological Analysis of Performances

5

							<i>T1</i> Time from finish line to 1st intermediate		<i>T3</i> Time from 2nd intermed. to 3rd intermed.							
<i>P</i> Crossing the finish line in pit lane							<i>T2</i> Time from 1st intermed. to 2nd intermed.					<i>T4</i> Time from 3rd intermediate to finish line				
Lap	Lap Time		<i>T1</i>	<i>T2</i>	<i>T3</i>	<i>T4</i>	Speed	Lap	Lap Time	<i>T1</i>	<i>T2</i>	<i>T3</i>	<i>T4</i>	Speed		
1st 98 Karel HANIKA RedBull MotoGP Roo CZE							Runs=2 Total laps=12 Full laps=9									
1	3'29.629		1'46.636	41.506	37.652	23.835		4	2'15.114	35.974	39.261	36.478	23.401	205.2		
2	2'15.158		35.657	39.624	36.723	23.154	205.0	5	2'14.912	36.008	39.130	36.349	23.425	205.4		
3	2'14.266		35.501	39.085	36.401	23.279	206.8	6	2'31.821	P 37.148	43.332	41.049	30.292	203.0		
4	2'13.770		35.241	38.979	36.325	23.225	205.1	7	5'17.178	3'37.591	39.281	37.044	23.262			
5	2'13.284		35.255	38.746	36.034	23.249	205.8	8	2'13.900	35.585	38.898	36.283	23.134	203.0		
6	2'22.698	P	35.346	40.644	37.700	29.008	205.1	9	2'20.321	35.579	39.155	37.817	27.770	205.0		
7	5'06.788		3'19.030	41.843	41.391	24.524		10	2'14.416	35.802	39.188	36.276	23.150	207.9		
8	2'21.411		35.179	45.251	37.447	23.534	202.8	11	2'14.748	35.966	39.418	36.411	22.953	204.0		
9	2'21.692		35.000	38.938	43.186	24.568	204.5									
10	2'13.179		34.937	38.880	36.288	23.074	206.3									
11	2'13.407		34.943	38.793	36.471	23.200	206.8									
12	2'24.495		35.032	45.659	39.019	24.785	206.4									
5th 88 Jorge MARTIN RedBull MotoGP Roo SPA							Runs=2 Total laps=13 Full laps=10									
1	2'32.882		52.403	40.058	37.072	23.349		8	4'05.638	2'23.936	41.156	37.002	23.544			
2	2'14.655		35.537	39.378	36.616	23.124	206.0	9	2'14.005	35.568	39.003	36.280	23.154	203.5		
3	2'14.497		35.741	38.978	36.598	23.180	208.5	10	2'13.905	35.442	38.887	36.461	23.115	204.3		
4	2'14.700		36.006	39.083	36.472	23.139	204.6	11	2'14.142	35.406	38.942	36.593	23.201	206.0		
5	2'14.342		35.721	39.032	36.426	23.163	205.5	12	2'29.019	41.215	45.209	39.288	23.307	204.0		
6	2'14.321		35.904	39.013	36.208	23.196	205.0	13	2'14.283	35.669	39.196	36.237	23.181	204.4		
7	2'35.339	P	39.421	42.585	40.057	33.276	202.7									
6th 27 Joe ROBERTS RedBull MotoGP Roo USA							Runs=2 Total laps=13 Full laps=10									
1	2'49.575		1'07.040	41.457	37.319	23.759		9	3'57.802	2'17.153	39.950	37.092	23.607			
2	2'16.223		36.142	38.999	37.273	23.809	203.4	10	2'14.293	35.724	38.935	36.391	23.243	203.3		
3	2'16.386		36.296	39.843	36.699	23.548	203.6	11	2'14.509	35.620	39.159	36.316	23.414	205.7		
4	2'15.133		35.920	39.410	36.297	23.506	205.3	12	2'14.230	35.550	38.790	36.349	23.541	202.5		
5	2'14.876		35.727	39.557	36.303	23.289	208.4	13	2'14.089	35.684	38.839	36.294	23.272	202.5		
6	2'13.946		35.718	38.763	36.134	23.331	203.7									
7	2'14.763		35.727	38.786	36.692	23.558	203.2									
8	2'25.784	P	36.474	39.784	38.048	31.478	201.7									
7th 33 Enea BASTIANINI RedBull MotoGP Roo ITA							Runs=2 Total laps=12 Full laps=9									
1	2'35.112		53.431	41.084	37.017	23.580		5	2'14.196	35.358	39.029	36.426	23.383	208.6		
2	2'15.267		35.845	39.387	36.564	23.471	209.9	6	2'35.327	P 39.409	46.063	37.629	32.226	208.4		
3	2'17.029		36.199	41.250	36.420	23.160	208.0	7	5'42.920	4'01.476	40.650	37.238	23.556			
4	2'14.177		35.173	39.108	36.353	23.543	214.9	8	2'17.706	36.337	41.436	36.538	23.395	204.6		
5	2'14.196		35.358	39.029	36.426	23.383	208.6	9	2'23.122	35.539	40.811	43.501	23.271	203.8		

Fastest Lap: Karel HANIKA RedBull MotoGP Roo CZE 2'13.179 34.937 38.880 36.288 23.074

DORNA DATA PROCESSING TIMING SERVICE DORNA DATA PROCESSING TIMING SERVICE DORNA DATA PROCESSING TIMING SERVICE DORNA DATA PROCESSING TIMING SERVICE DORNA DATA PROCESSING TIMING SERVICE DORNA DATA PROCESSING TIMING SERVICE DORNA DATA PROCESSING TIMING SERVICE DORNA DATA PROCESSING TIMING SERVICE DORNA DATA PROCCESSS



Free Practice Nr. 2

RookiesCup

Lap	Lap Time	T1	T2	T3	T4	Speed	Lap	Lap Time	T1	T2	T3	T4	Speed
10	2'14.245	35.205	39.199	36.520	23.321	208.4	10	2'18.056	36.507	41.299	36.681	23.569	202.2
11	2'13.972	35.455	38.975	36.266	23.276	206.3	11	2'15.731	35.908	39.608	36.733	23.482	204.1
12	2'24.614	37.151	45.365	38.089	24.009	204.9	12	2'18.460	36.229	41.591	37.153	23.487	200.8
8th	3	Diego PEREZ		RedBull MotoGP Roo SPA									
		Runs=2	Total laps=13	Full laps=10									
1	2'24.628	43.090	40.632	37.382	23.524		12th	74	Soushi MIHARA		RedBull MotoGP Roo JPN		
2	2'15.695	36.204	39.322	36.758	23.411	199.4			Runs=1	Total laps=14	Full laps=13		
3	2'15.477	35.963	39.293	36.719	23.502	200.7	1	2'28.531	45.152	42.177	37.454	23.748	
4	2'15.105	35.867	39.236	36.609	23.393	200.3	2	2'18.327	36.464	40.618	37.531	23.714	200.7
5	2'15.075	35.958	39.251	36.539	23.327	201.1	3	2'16.430	36.545	39.806	36.875	23.204	205.3
6	2'20.991	36.067	44.498	37.163	23.263	200.1	4	2'16.027	35.687	39.804	36.943	23.593	212.3
7	2'14.631	36.058	38.780	36.385	23.408	200.4	5	2'15.435	36.097	39.358	36.556	23.424	209.9
8	2'39.226 P	38.849	46.682	42.423	31.272	198.2	6	2'15.321	35.826	39.496	36.589	23.410	209.6
9	3'34.492	1'48.811	44.926	37.373	23.382		7	2'14.980	35.883	39.036	36.644	23.417	204.8
10	2'15.182	35.829	38.892	37.087	23.374	201.1	8	2'15.437	36.004	39.262	36.736	23.435	204.5
11	2'14.061	35.654	38.639	36.363	23.405	202.5	9	2'15.135	35.824	39.329	36.670	23.312	203.0
12	2'21.503	40.288	41.666	36.404	23.145	198.9	10	2'15.640	36.107	39.332	36.765	23.436	204.9
13	2'19.394	35.516	41.636	38.318	23.924	206.3	11	2'14.975	35.637	39.340	36.610	23.388	205.9
9th	24	Marcos RAMIREZ		RedBull MotoGP Roo SPA									
		Runs=2	Total laps=13	Full laps=10									
1	2'35.159	53.986	40.795	36.889	23.489		13th	95	Scott DEROUE		RedBull MotoGP Roo NED		
2	2'16.135	35.944	39.719	37.043	23.429	208.9			Runs=2	Total laps=13	Full laps=10		
3	2'15.486	35.843	39.582	36.802	23.259	207.2	1	2'29.328	46.685	40.977	37.840	23.826	
4	2'15.623	35.927	39.506	36.822	23.368	208.1	2	2'16.329	35.911	40.157	36.875	23.386	207.2
5	2'15.483	35.772	39.527	36.649	23.535	207.9	3	2'17.400	35.999	41.370	36.875	23.156	207.0
6	2'24.863 P	35.975	40.465	37.781	30.642	206.6	4	2'21.810 P	35.418	39.869	37.036	29.487	214.4
7	3'43.909	1'52.068	44.446	43.541	23.854		5	4'22.560	2'11.204	1'09.646	38.324	23.386	
8	2'16.511	36.202	39.766	36.924	23.619	201.1	6	2'15.765	35.949	39.486	37.116	23.214	207.0
9	2'15.484	35.843	39.457	36.623	23.561	202.2	7	2'27.592	35.971	50.401	37.938	23.282	207.1
10	2'15.287	35.831	39.371	36.687	23.398	204.7	8	2'14.879	35.343	39.310	36.778	23.448	212.0
11	2'15.240	35.433	39.427	36.817	23.563	207.7	9	2'16.977	36.061	40.753	36.847	23.316	204.9
12	2'14.243	35.531	39.119	36.262	23.331	207.7	10	2'18.496	35.183	43.126	37.084	23.103	210.6
13	2'15.383	35.688	39.311	36.845	23.539	207.8	11	2'14.843	35.230	39.439	36.879	23.295	214.7
10th	7	Aris MICHAÏL		RedBull MotoGP Roo GER									
		Runs=2	Total laps=13	Full laps=10									
1	2'32.901	50.257	41.431	37.717	23.496		14th	28	Bradley RAY		RedBull MotoGP Roo GBR		
2	2'20.570 P	36.400	39.805	37.122	27.243	202.2			Runs=4	Total laps=12	Full laps=6		
3	3'32.699	1'52.784	39.593	36.654	23.668		1	3'27.455 P	1'36.794	42.033	38.966	29.662	
4	2'16.340	36.262	39.820	36.670	23.588	202.6	2	3'19.107	1'34.552	41.382	38.948	24.225	
5	2'16.328	36.314	39.625	36.799	23.590	205.2	3	2'15.882	36.071	39.268	36.995	23.548	203.5
6	2'16.294	36.366	39.354	36.802	23.772	203.5	4	2'15.308	35.986	39.122	36.684	23.516	204.8
7	2'16.484	36.314	39.638	36.915	23.617	201.7	5	2'29.453 P	37.416	41.242	38.879	31.916	205.0
8	2'19.885	36.119	40.638	38.243	24.885	201.7	6	3'23.440	1'41.271	40.644	37.781	23.744	
9	2'22.137	38.486	42.841	37.308	23.502	197.3	7	2'22.564 P	35.871	39.266	37.674	29.753	202.2
10	2'19.641	35.720	39.560	39.880	24.481	205.7	8	3'30.986	1'47.978	39.482	37.509	26.017	
11	2'16.192	36.278	39.518	36.909	23.487	204.7	9	2'15.848	35.608	39.463	36.897	23.880	203.9
12	2'14.435	35.613	39.158	36.391	23.273	210.1	10	2'16.961	35.613	41.284	36.737	23.327	209.0
13	2'15.034	35.820	38.983	36.788	23.443	209.5	11	2'14.963	35.430	39.461	36.667	23.405	210.8
11th	34	Jordan WEAVING		RedBull MotoGP Roo RSA									
		Runs=1	Total laps=14	Full laps=13									
1	2'33.257	47.982	42.384	38.786	24.105		15th	46	Yui WATANABE		RedBull MotoGP Roo JPN		
2	2'15.838	35.859	39.569	36.854	23.556	206.3			Runs=2	Total laps=12	Full laps=9		
3	2'16.285	36.034	39.827	36.950	23.474	205.1	1	2'29.385	47.415	40.870	37.402	23.698	
4	2'18.738	36.230	41.338	37.685	23.485	205.4	2	2'16.495	36.324	39.944	36.796	23.431	205.5
5	2'19.884	37.167	41.995	37.085	23.637	204.4	3	2'16.732	35.934	40.418	37.055	23.325	206.3
6	2'15.850	35.892	39.552	36.886	23.520	206.7	4	2'15.578	35.733	40.106	36.520	23.219	205.9
7	2'15.431	36.261	39.235	36.610	23.325	202.2	5	2'15.545	35.820	39.542	36.646	23.537	205.8
8	2'15.366	35.684	39.395	36.848	23.439	202.8	6	2'28.940 P	36.340	39.832	36.671	36.097	204.5
9	2'15.354	35.721	39.285	36.896	23.452	206.2	7	5'44.822	3'59.267	44.305	37.309	23.941	

Fastest Lap: Karel HANIKA RedBull MotoGP Roo CZE 2'13.179 34.937 38.880 36.288 23.074

DORNA DATA PROCESSING TIMING SERVICE DORNA DATA PROCESSING TIMING SERVICE DORNA DATA PROCESSING TIMING SERVICE DORNA DATA PROCESSING TIMING SERVICE DORNA DATA PROCESSING TIMING SERVICE DORNA DATA PROCESSESS



Free Practice Nr. 2

RookiesCup

Lap	Lap Time	T1	T2	T3	T4	Speed	Lap	Lap Time	T1	T2	T3	T4	Speed
8	2'25.286	37.233	46.067	38.489	23.497	201.1	8	2'15.751	35.851	39.477	36.854	23.569	201.0
9	2'16.039	36.004	39.508	36.964	23.563	203.0	9	2'15.592	36.030	39.280	36.822	23.460	200.8
10	2'15.804	36.012	39.424	36.667	23.701	202.9	10	2'16.786	36.035	40.484	36.850	23.417	205.2
11	2'16.025	36.116	39.603	36.714	23.592	203.5	11	2'16.888	35.804	39.940	37.303	23.841	207.3
12	2'15.188	35.920	39.397	36.490	23.381	203.3	12	2'16.374	36.402	39.921	36.718	23.333	200.5
16th 19 Tarran MACKENZIE RedBull MotoGP Roo GBR							13 2'15.313 35.837 39.335 36.687 23.454 205.3						
Runs=1 Total laps=14 Full laps=13							14 2'16.090 36.546 39.394 36.681 23.469 200.1						
1	2'38.200	55.164	41.480	37.675	23.881		20th 6 Corentin PEROLARI RedBull MotoGP Roo FRA						
2	2'16.698	36.352	39.857	37.121	23.368	210.6	Runs=2 Total laps=13 Full laps=10						
3	2'15.627	36.038	39.762	36.743	23.084	210.3	1	2'36.872	54.529	41.207	37.427	23.709	
4	2'15.842	35.902	39.800	36.791	23.349	212.7	2	2'17.253	36.036	40.231	37.292	23.694	209.9
5	2'16.068	36.336	39.538	36.797	23.397	207.0	3	2'16.271	35.965	39.747	37.232	23.327	207.9
6	2'16.114	36.190	39.644	36.797	23.483	205.6	4	2'16.722	35.811	40.366	37.058	23.487	209.1
7	2'15.222	36.071	39.287	36.657	23.207	203.6	5	2'16.669	35.838	40.047	37.202	23.582	207.9
8	2'15.232	35.856	39.428	36.654	23.294	203.8	6	2'17.257	36.103	40.091	37.148	23.915	206.5
9	2'21.192	36.049	44.989	36.890	23.264	203.0	7	2'21.876	37.511	41.462	38.534	24.369	200.4
10	2'15.454	35.750	39.792	36.653	23.259	204.1	8	2'16.362	35.934	39.754	37.231	23.443	204.8
11	2'15.316	35.666	39.580	36.734	23.336	207.9	9	2'16.119	35.949	39.748	36.978	23.444	204.5
12	2'15.301	35.621	39.651	36.869	23.160	208.9	10	2'24.154 P	35.902	39.935	38.712	29.605	204.5
13	2'15.282	35.503	39.394	36.675	23.710	209.1	11	3'30.926	1'44.064	46.427	37.062	23.373	
14	2'16.228	36.872	39.378	36.744	23.234	205.5	12	2'15.319	35.619	39.565	36.806	23.329	207.0
17th 50 Lukas TRAUTMANN RedBull MotoGP Roo AUT							13 2'21.745 35.602 41.289 40.283 24.571 207.8						
Runs=2 Total laps=13 Full laps=10													
1	2'31.577	49.537	40.725	37.550	23.765		21st 18 Mario TOCCA RedBull MotoGP Roo ITA						
2	2'15.662	35.824	39.626	36.675	23.537	203.0	Runs=2 Total laps=12 Full laps=8						
3	2'15.672	35.934	39.477	36.857	23.404	204.6	1	2'29.806	44.982	42.489	38.556	23.779	
4	2'15.992	35.851	39.713	37.003	23.425	207.2	2	2'17.952	36.803	40.218	37.060	23.871	205.2
5	2'15.694	35.913	39.490	36.675	23.616	205.9	3	2'16.447	36.197	39.822	37.061	23.367	209.7
6	2'27.788 P	38.350	41.603	37.790	30.045	203.0	4	2'16.534	36.297	40.034	36.816	23.387	206.1
7	4'24.684	2'41.994	41.866	37.115	23.709		5	2'18.026	36.379	39.624	36.717	25.306	206.2
8	2'16.118	36.088	39.524	36.968	23.538	199.8	6	2'30.236 P	36.389	40.117	39.503	34.227	206.7
9	2'19.750	37.368	42.376	36.753	23.253	201.1	7	4'04.830	2'22.200	41.166	37.740	23.724	
10	2'18.277	35.617	42.135	37.230	23.295	210.6	8	2'17.691	36.878	39.831	37.259	23.723	199.2
11	2'15.224	35.618	39.652	36.750	23.204	213.0	9	2'16.709	36.391	39.909	36.885	23.524	199.0
12	2'15.399	35.847	39.486	36.617	23.449	206.9	10	2'18.389	36.229	40.029	38.816	23.315	201.9
13	2'15.351	35.984	39.391	36.681	23.295	206.1	11	2'16.139	36.175	39.737	36.927	23.300	205.0
18th 36 Joan MIR RedBull MotoGP Roo SPA							12 2'50.345 P 38.702 46.929 44.411 40.303 201.8						
Runs=3 Total laps=12 Full laps=7													
1	2'36.714	53.662	41.370	38.251	23.431		22nd 64 Anthony ALONSO RedBull MotoGP Roo USA						
2	2'17.523	35.945	40.671	37.180	23.727	209.7	Runs=2 Total laps=12 Full laps=9						
3	2'15.710	35.679	39.708	37.008	23.315	212.4	1	3'07.771	1'21.145	42.928	39.347	24.351	
4	2'23.818 P	35.813	41.279	38.520	28.206	208.3	2	2'19.767	37.273	40.772	37.852	23.870	200.0
5	3'57.891	2'17.500	39.900	36.892	23.599		3	2'18.281	36.639	40.284	37.594	23.764	201.7
6	2'15.975	36.069	39.610	36.813	23.483	204.4	4	2'18.197	36.768	40.173	37.449	23.807	201.1
7	2'44.931	45.386	55.429	40.807	23.309	203.6	5	2'18.555	36.706	40.417	37.553	23.879	201.6
8	2'19.485 P	35.934	39.752	37.615	26.184	208.0	6	2'17.542	36.699	40.193	36.994	23.656	199.8
9	3'40.257	1'59.630	39.901	37.395	23.331		7	2'27.158 P	37.699	41.467	38.499	29.493	200.0
10	2'15.268	35.649	39.429	36.762	23.428	208.5	8	4'41.664	2'55.672	42.263	39.276	24.453	
11	2'15.578	35.900	39.417	36.733	23.528	205.3	9	2'17.654	36.676	40.055	37.317	23.606	198.2
12	2'27.248	37.485	41.011	42.182	26.570	208.3	10	2'17.764	36.397	39.966	37.403	23.998	201.1
19th 40 Darryn BINDER RedBull MotoGP Roo RSA							11 2'16.845 36.278 39.818 37.066 23.683 199.9						
Runs=1 Total laps=14 Full laps=13							12 2'17.016 36.352 39.675 37.187 23.802 201.0						
1	2'34.320	49.891	42.152	38.523	23.754		23rd 10 Felix NÄSSI RedBull MotoGP Roo FIN						
2	2'17.169	36.952	39.802	37.053	23.362	204.8	Runs=2 Total laps=13 Full laps=10						
3	2'15.761	35.948	39.632	36.928	23.253	207.8	1	2'39.287	53.270	43.153	38.606	24.258	
4	2'15.398	35.768	39.488	36.664	23.478	208.5	2	2'19.461	36.783	40.647	37.857	24.174	205.5
5	2'15.325	35.870	39.492	36.613	23.350	209.2	3	2'18.365	36.734	40.422	37.387	23.822	203.6
6	2'17.222	36.191	39.870	37.236	23.925	206.4	4	2'18.273	36.754	40.227	37.350	23.942	203.3
7	2'19.568	39.729	39.478	36.768	23.593	198.7	5	2'18.271	36.751	40.261	37.465	23.794	204.4
Fastest Lap: Karel HANIKA RedBull MotoGP Roo CZE 2'13.179 34.937 38.880 36.288 23.074							6 2'17.525 36.467 39.867 37.289 23.902 204.7						
							7 2'17.938 36.555 40.059 37.346 23.978 203.1						

DORNA DATA PROCESSING TIMING SERVICE DORNA DATA PROCESSING TIMING SERVICE DORNA DATA PROCESSING TIMING SERVICE DORNA DATA PROCESSING TIMING SERVICE DORNA DATA PROCESSING TIMING SERVICE DORNA DATA PROCESSING TIMING SERVICE DORNA DATA PROCESSING TIMING SERVICE DORNA DATA PROCESSING TIMING SERVICE DORNA DATA PROCESSING TIMING SERVICE DORNA DATA PROCESSING TIMING SERVICE DORNA DATA PROCESSING TIMING SERVICE DORNA DATA PROCESSING TIMING SERVICE DORNA DATA PROCESSES

Brno, Friday, August 23, 2013



Free Practice Nr. 2

RookiesCup

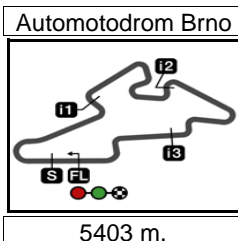
Lap	Lap Time	T1	T2	T3	T4	Speed	Lap	Lap Time	T1	T2	T3	T4	Speed
8	2'16.953	36.391	39.749	37.094	23.719	201.2							
9	2'26.984 P	36.208	39.812	38.549	32.415	202.2							
10	3'28.534	1'44.920	41.362	38.068	24.184								
11	2'17.631	36.432	40.128	37.213	23.858	205.4							
12	2'20.033	36.491	40.831	38.235	24.476	202.1							
13	2'17.284	36.527	39.893	37.004	23.860	202.5							

Fastest Lap: Karel HANIKA	RedBull MotoGP Roo	CZE	2'13.179	34.937	38.880	36.288	23.074
----------------------------------	--------------------	-----	-----------------	--------	--------	--------	--------

DORNA DATA PROCESSING TIMING SERVICE DORNA DATA PROCESSING TIMING SERVICE DORNA DATA PROCESSING TIMING SERVICE DORNA DATA PROCESSING TIMING SERVICE DORNA DATA PROCESSING TIMING SERVICE DORNA DATA PROCESSING TIMING SERVICE DORNA DATA PROCESSING TIMING SERVICE DORNA DATA PROCESSING TIMING SERVICE DORNA DATA PROCESSING TIMING SERVICE DORNA DATA PROCCESSS

Brno, Friday, August 23, 2013





Results and timing service provided by **TISSOT**

RookiesCup

bwin GRAND PRIX CESHÉ REPUBLIKY

Qualifying Practice

Chronological Analysis of Performances

8

		<i>T1 Time from finish line to 1st intermediate</i>				<i>T3 Time from 2nd intermed. to 3rd intermed.</i>									
		<i>T2 Time from 1st intermed. to 2nd intermed.</i>				<i>T4 Time from 3rd intermediate to finish line</i>									
<i>P Crossing the finish line in pit lane</i>	<i>Lap</i>	<i>Lap Time</i>	<i>T1</i>	<i>T2</i>	<i>T3</i>	<i>T4</i>	<i>Speed</i>	<i>Lap</i>	<i>Lap Time</i>	<i>T1</i>	<i>T2</i>	<i>T3</i>	<i>T4</i>	<i>Speed</i>	
1st	98	Karel HANIKA RedBull MotoGP Roo CZE													
		Runs=3		Total laps=10			Full laps=5								
	1	2'48.719	58.591	42.783	39.327	28.018									
	2	2'12.130	34.880	38.549	35.763	22.938	206.1								
	3	2'14.891	35.084	38.724	37.309	23.774	209.2								
	4	2'20.335 P	34.470	41.256	37.723	26.886	208.3								
	5	3'44.583	2'05.497	39.009	36.940	23.137									
	6	2'12.195	34.775	38.243	36.221	22.956	205.5								
	7	2'18.265 P	34.836	38.832	37.216	27.381	206.5								
	8	3'36.514	1'53.751	41.272	38.215	23.276									
	9	2'12.052	34.842	38.311	35.871	23.028	205.2								
	10	2'11.728	34.689	38.283	35.775	22.981	205.4								
5th	96	Manuel PAGLIANI RedBull MotoGP Roo ITA													
		Runs=2		Total laps=11			Full laps=8								
	1	2'58.180	1'15.930	41.641	37.081	23.528									
	2	2'13.386	35.461	38.793	36.173	22.959	206.2								
	3	2'12.589	35.361	38.634	35.840	22.754	205.2								
	4	2'13.080	35.008	38.750	36.093	23.229	206.1								
	5	2'26.959 P	39.082	39.158	36.442	32.277	204.9								
	6	3'24.073	1'38.040	46.553	36.338	23.142									
	7	2'13.365	35.321	38.747	36.053	23.244	206.3								
	8	2'12.671	35.258	38.650	35.829	22.934	204.9								
	9	2'12.733	35.311	38.528	35.930	22.964	206.9								
	10	2'13.987	35.487	39.219	36.403	22.878	205.4								
	11	2'12.740	34.869	38.785	36.265	22.821	208.1								
6th	29	Stefano MANZI RedBull MotoGP Roo ITA													
		Runs=1		Total laps=11			Full laps=10								
	1	2'54.829	1'09.656	43.444	38.348	23.381									
	2	2'14.222	35.718	39.241	36.154	23.109	203.6								
	3	2'14.189	35.586	39.273	36.258	23.072	204.1								
	4	2'14.438	35.616	39.897	36.100	22.825	203.1								
	5	2'12.709	35.188	38.678	36.127	22.716	207.9								
	6	2'22.876	38.822	44.336	36.521	23.197	210.6								
	7	2'13.758	35.374	39.053	36.270	23.061	205.0								
	8	2'13.932	35.489	39.180	36.243	23.020	205.9								
	9	2'14.244	35.509	39.132	36.395	23.208	206.3								
	10	2'28.260	38.626	48.213	37.608	23.813	205.3								
	11	2'13.104	35.381	38.836	35.983	22.904	205.9								
7th	3	Diego PEREZ RedBull MotoGP Roo SPA													
		Runs=1		Total laps=12			Full laps=11								
	1	2'24.815	43.628	40.427	37.209	23.551									
	2	2'14.337	35.836	38.910	36.342	23.249	197.1								
	3	2'13.823	35.685	38.757	36.247	23.134	197.8								
	4	2'13.588	35.515	38.672	36.229	23.172	198.1								
	5	2'13.402	35.422	38.656	36.222	23.102	199.3								
	6	2'13.153	35.448	38.521	36.137	23.047	199.5								
	7	2'13.082	35.328	38.519	36.166	23.069	199.9								
	8	2'13.324	35.269	38.838	36.155	23.062	201.0								
	9	2'28.068	40.093	43.014	40.284	24.677	201.0								
	10	2'13.427	35.552	38.580	36.149	23.146	201.9								
	11	2'15.226	35.346	40.316	36.475	23.089	200.4								
	12	2'13.134	35.375	38.484	36.203	23.072	200.0								
8th	27	Joe ROBERTS RedBull MotoGP Roo USA													
		Runs=2		Total laps=11			Full laps=8								
	1	2'28.267	45.778	42.002	36.923	23.564									
	2	2'14.152	35.787	38.974	36.196	23.195	203.7								
	3	2'14.268	35.300	38.691	36.758	23.519	205.4								

Fastest Lap: Karel HANIKA RedBull MotoGP Roo CZE **2'11.728** 34.689 38.283 35.775 22.981

DORNA DATA PROCESSING TIMING SERVICE DORNA DATA PROCESSING TIMING SERVICE DORNA DATA PROCESSING TIMING SERVICE DORNA DATA PROCESSING TIMING SERVICE DORNA DATA PROCESSING TIMING SERVICE DORNA DATA PROCESSING TIMING SERVICE DORNA DATA PROCESSING TIMING SERVICE DORNA DATA PROCESSING TIMING SERVICE DORNA DATA PROCCESSSS



Qualifying Practice

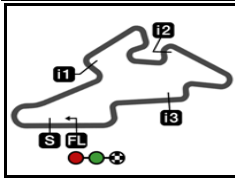
RookiesCup

Lap	Lap Time	T1	T2	T3	T4	Speed	Lap	Lap Time	T1	T2	T3	T4	Speed			
unfinished		35.713	39.030			207.0	5	2'15.806	36.068	39.811	36.674	23.253	201.8			
18th	64	Anthony ALONSO		RedBull MotoGP Roo USA			Runs=2 Total laps=10 Full laps=7		6	2'15.518	35.762	39.438	36.829	23.489	203.2	
		7		2'15.705	36.048	39.631	36.732	23.294	200.8							
		8		2'15.922	36.183	39.652	36.806	23.281	202.6							
		9		2'16.234	36.036	39.564	36.635	23.999	202.2							
		10		2'39.784 P	36.802	41.517	41.959	39.506	203.6							
		11		4'46.235 P	1'58.501	1'13.502	53.224	41.008								
		1		2'30.042	45.468	42.799	37.872	23.903								
		2		2'16.766	36.726	39.611	36.889	23.540	201.3							
		3		2'14.762	35.981	39.097	36.424	23.260	206.0							
		4		2'15.868	35.772	39.517	37.006	23.573	205.2							
		5		2'15.846	36.140	39.350	36.817	23.539	201.1							
6		2'21.234 P	36.136	40.035	37.607	27.456	201.2									
7		4'37.352	2'55.729	40.633	36.903	24.087										
8		2'15.932	36.407	39.248	36.677	23.600	201.3									
9		2'15.660	36.133	39.302	36.767	23.458	202.3									
10		2'15.248	35.979	39.105	36.784	23.380	201.7									
19th	19	Tarran MACKENZIE		RedBull MotoGP Roo GBR			Runs=1 Total laps=11 Full laps=10									
		1		2'37.146	51.930	42.116	38.830	24.270								
		2		2'16.734	36.446	40.008	36.869	23.411	203.8							
		3		2'15.185	35.891	39.502	36.658	23.134	207.2							
		4		2'14.974	35.466	39.238	36.920	23.350	210.1							
		5		2'16.264	36.382	39.500	37.018	23.364	199.8							
		6		2'17.749	36.729	40.285	36.816	23.919	205.2							
		7		2'14.763	35.653	39.456	36.512	23.142	207.0							
		8		2'20.430	40.641	39.892	36.679	23.218	209.5							
		9		2'15.013	35.778	39.387	36.586	23.262	209.6							
		10		2'19.154	38.915	40.019	36.850	23.370	209.3							
11		2'15.508	35.847	39.226	37.059	23.376	207.6									
20th	6	Corentin PEROLARI		RedBull MotoGP Roo FRA			Runs=1 Total laps=11 Full laps=10									
		1		2'42.511	53.525	45.401	38.083	25.502								
		2		2'15.526	35.742	39.662	36.721	23.401	205.2							
		3		2'15.310	35.679	39.501	36.765	23.365	205.3							
		4		2'20.977	35.520	43.036	37.800	24.621	204.7							
		5		2'15.788	36.287	39.537	36.864	23.100	203.2							
		6		2'15.384	35.681	39.473	36.860	23.370	208.1							
		7		2'15.995	36.087	39.482	37.193	23.233	206.6							
		8		2'14.786	35.323	39.301	36.784	23.378	208.8							
		9		2'21.408	35.443	45.602	36.974	23.389	208.9							
		10		2'15.272	35.537	39.493	36.869	23.373	206.7							
11		2'15.131	35.566	39.394	36.842	23.329	204.8									
21st	10	Felix NÄSSI		RedBull MotoGP Roo FIN			Runs=1 Total laps=11 Full laps=10									
		1		2'34.538	49.595	42.967	38.008	23.968								
		2		2'16.674	36.232	39.731	36.912	23.799	205.4							
		3		2'16.871	36.340	40.128	37.037	23.366	203.6							
		4		2'16.529	35.702	39.993	37.496	23.338	207.8							
		5		2'16.137	36.238	39.427	37.000	23.472	207.6							
		6		2'16.282	36.005	39.622	37.254	23.401	208.2							
		7		2'15.307	35.827	39.356	36.666	23.458	208.0							
		8		2'23.347	36.629	45.354	37.775	23.589	204.9							
		9		2'24.404	36.101	41.389	42.624	24.290	208.0							
		10		2'16.700	36.316	39.851	36.887	23.646	204.5							
11		2'16.525	36.117	39.671	37.178	23.559	204.1									
22nd	18	Mario TOCCA		RedBull MotoGP Roo ITA			Runs=2 Total laps=11 Full laps=8									
		1		2'30.352	45.242	43.425	37.925	23.760								
		2		2'16.295	36.215	39.719	36.833	23.528	205.5							
		3		2'16.501	37.157	39.452	36.488	23.404	200.7							
4		2'16.207	36.535	39.522	36.759	23.391	208.4									

Fastest Lap: Karel HANIKA RedBull MotoGP Roo CZE **2'11.728** 34.689 38.283 35.775 22.981

DORNA DATA PROCESSING TIMING SERVICE DORNA DATA PROCESSING TIMING SERVICE DORNA DATA PROCESSING TIMING SERVICE DORNA DATA PROCESSING TIMING SERVICE DORNA DATA PROCESSING TIMING SERVICE DORNA DATA PROCESSING TIMING SERVICE DORNA DATA PROCESSING TIMING SERVICE DORNA DATA PROCESSING TIMING SERVICE DORNA DATA PROCCESSUS






5403 m.

Rookies Cup

bwin GRAND PRIX CESKÉ REPUBLIKY

Free Practice Nr. 2

Combined Free Practice Times

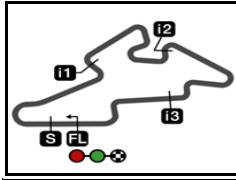
		Rider	Nation	Team	MOTORCYCLE	FP1	FP2	Gap
1	98	K.HANIKA	CZE	RedBull MotoGP Rookies	KTM	2'13.989 10	2'13.179 10	
2	96	M.PAGLIANI	ITA	RedBull MotoGP Rookies	KTM	2'15.704 8	2'13.480 3	0.301 0.301
3	54	T.RAZGATLIOGL	TUR	RedBull MotoGP Rookies	KTM	2'15.098 13	2'13.798 9	0.619 0.318
4	29	S.MANZI	ITA	RedBull MotoGP Rookies	KTM	2'14.600 12	2'13.900 8	0.721 0.102
5	88	J.MARTIN	SPA	RedBull MotoGP Rookies	KTM	2'14.719 12	2'13.905 10	0.726 0.005
6	27	J.ROBERTS	USA	RedBull MotoGP Rookies	KTM	2'15.373 13	2'13.946 6	0.767 0.041
7	33	E.BASTIANINI	ITA	RedBull MotoGP Rookies	KTM	2'15.838 11	2'13.972 11	0.793 0.026
8	3	D.PEREZ	SPA	RedBull MotoGP Rookies	KTM	2'15.203 12	2'14.061 11	0.882 0.089
9	24	M.RAMIREZ	SPA	RedBull MotoGP Rookies	KTM	2'15.975 10	2'14.243 12	1.064 0.182
10	7	A.MICHAIL	GER	RedBull MotoGP Rookies	KTM	2'17.672 12	2'14.435 12	1.256 0.192
11	34	J.WEAVING	RSA	RedBull MotoGP Rookies	KTM	2'15.880 13	2'14.507 14	1.328 0.072
12	74	S.MIHARA	JPN	RedBull MotoGP Rookies	KTM	2'14.878 13	2'14.626 14	1.447 0.119
13	95	S.DEROUE	NED	RedBull MotoGP Rookies	KTM	2'15.516 13	2'14.739 13	1.560 0.113
14	28	B.RAY	GBR	RedBull MotoGP Rookies	KTM	2'16.110 12	2'14.963 11	1.784 0.224
15	46	Y.WATANABE	JPN	RedBull MotoGP Rookies	KTM	2'15.924 13	2'15.188 12	2.009 0.225
16	19	T.MACKENZIE	GBR	RedBull MotoGP Rookies	KTM	2'15.566 13	2'15.222 7	2.043 0.034
17	50	L.TRAUTMANN	AUT	RedBull MotoGP Rookies	KTM	2'16.322 11	2'15.224 11	2.045 0.002
18	36	J.MIR	SPA	RedBull MotoGP Rookies	KTM	2'16.319 7	2'15.268 10	2.089 0.044
19	40	D.BINDER	RSA	RedBull MotoGP Rookies	KTM	2'19.464 12	2'15.313 13	2.134 0.045
20	6	C.PEROLARI	FRA	RedBull MotoGP Rookies	KTM	2'16.988 11	2'15.319 12	2.140 0.006
21	18	M.TOCCA	ITA	RedBull MotoGP Rookies	KTM	2'16.568 12	2'16.139 11	2.960 0.820
22	64	A.ALONSO	USA	RedBull MotoGP Rookies	KTM	2'17.494 13	2'16.845 11	3.666 0.706
23	10	F.NÄSSI	FIN	RedBull MotoGP Rookies	KTM	2'18.337 13	2'16.953 8	3.774 0.108

<i>Pole Position Record:</i>	2010	Alejandro PARDO	2'12.940	146.3 Km/h
<i>Circuit Record Lap:</i>	2011	Joe ROBERTS	2'12.635	146.6 Km/h
<i>Circuit Best Lap:</i>	2011	Joe ROBERTS	2'12.635	146.6 Km/h

The results are provisional until the end of the limit for protest and appeals.

Time limit for protest expires 60' after publication of the results - Mr. Time:

DORNA DATA PROCESSING TIMING SERVICE DORNA DATA PROCESSING TIMING SERVICE DORNA DATA PROCESSING TIMING SERVICE DORNA DATA PROCESSING TIMING SERVICE DORNA DATA PROCESSING TIMING SERVICE DORNA DATA PROCESSING TIMING SERVICE DORNA DATA PROCESSING TIMING SERVICE DORNA DATA PROCESSING TIMING SERVICE DORNA DATA PROCESSING TIMING SERVICE DORNA DATA PROCESSING TIMING SERVICE DORNA DATA PROCCESSES




5403 m.

bwin GRAND PRIX CeskÉ REPUBLIKY


Free Practice Nr. 1

Fastest Laps Sequence

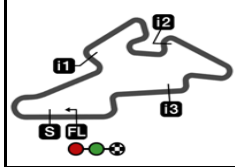
RookiesCup

<i>Practice Time</i>	 <i>Rider</i>	<i>Nation</i>	<i>Motorcycle</i>	<i>Time</i>	<i>Km/h</i>	<i>Rider's Lap</i>
5'13.254	27 Joe ROBERTS	USA	KTM	2'27.696	131.6	2
5'16.803	98 Karel HANIKA	CZE	KTM	2'27.223	132.1	2
5'20.213	96 Manuel PAGLIANI	ITA	KTM	2'25.751	133.4	2
5'20.747	33 Enea BASTIANINI	ITA	KTM	2'25.260	133.9	2
5'44.968	3 Diego PEREZ	SPA	KTM	2'24.938	134.2	2
7'40.029	98 Karel HANIKA	CZE	KTM	2'23.226	135.8	3
7'40.223	29 Stefano MANZI	ITA	KTM	2'22.694	136.3	3
8'07.035	3 Diego PEREZ	SPA	KTM	2'22.067	136.9	3
10'05.733	33 Enea BASTIANINI	ITA	KTM	2'21.712	137.2	4
12'22.302	27 Joe ROBERTS	USA	KTM	2'21.353	137.6	5
14'43.343	27 Joe ROBERTS	USA	KTM	2'21.041	137.9	6
14'46.939	96 Manuel PAGLIANI	ITA	KTM	2'18.438	140.5	6
14'48.271	36 Joan MIR	SPA	KTM	2'18.118	140.8	6
17'00.759	27 Joe ROBERTS	USA	KTM	2'17.416	141.5	7
17'03.033	96 Manuel PAGLIANI	ITA	KTM	2'16.094	142.9	7
19'18.737	96 Manuel PAGLIANI	ITA	KTM	2'15.704	143.3	8
19'47.623	29 Stefano MANZI	ITA	KTM	2'15.252	143.8	8
19'52.723	88 Jorge MARTIN	SPA	KTM	2'15.179	143.8	8
22'07.714	88 Jorge MARTIN	SPA	KTM	2'14.991	144.0	9
24'28.587	98 Karel HANIKA	CZE	KTM	2'14.358	144.7	9
26'42.576	98 Karel HANIKA	CZE	KTM	2'13.989	145.1	10

Automotodrom Brno

Results and timing service provided by  **TISSOT**

RookiesCup




5403 m.

bwin GRAND PRIX CeskÉ REPUBLIKY

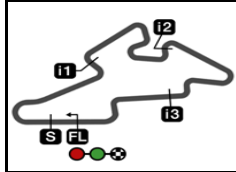
Free Practice Nr. 2

Fastest Laps Sequence

<i>Practice Time</i>	 <i>Rider</i>	<i>Nation</i>	<i>Motorcycle</i>	<i>Time</i>	<i>Km/h</i>	<i>Rider's Lap</i>
4'40.323	3 Diego PEREZ	SPA	KTM	2'15.695	143.3	2
4'47.239	50 Lukas TRAUTMANN	AUT	KTM	2'15.662	143.3	2
4'47.537	88 Jorge MARTIN	SPA	KTM	2'14.655	144.4	2
7'02.034	88 Jorge MARTIN	SPA	KTM	2'14.497	144.6	3
7'06.074	96 Manuel PAGLIANI	ITA	KTM	2'13.480	145.7	3
12'26.107	98 Karel HANIKA	CZE	KTM	2'13.284	145.9	5
26'51.875	98 Karel HANIKA	CZE	KTM	2'13.179	146.0	10

DORNA DATA PROCESSING TIMING SERVICE DORNA DATA PROCESSING TIMING SERVICE DORNA DATA PROCESSING TIMING SERVICE DORNA DATA PROCESSING TIMING SERVICE DORNA DATA PROCESSING TIMING SERVICE DORNA DATA PROCESSING TIMING SERVICE DORNA DATA PROCCEESSS





5403 m.

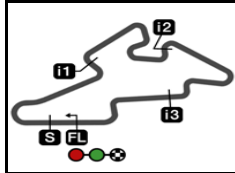
bwin GRAND PRIX ČESKÉ REPUBLIKY

Qualifying Practice

Fastest Laps Sequence

Rookies Cup

<i>Practice Time</i>	 <i>Rider</i>	<i>Nation</i>	<i>Motorcycle</i>	<i>Time</i>	<i>Km/h</i>	<i>Rider's Lap</i>
4'39.152	3 Diego PEREZ	SPA	KTM	2'14.337	144.7	2
4'42.419	27 Joe ROBERTS	USA	KTM	2'14.152	144.9	2
5'00.463	88 Jorge MARTIN	SPA	KTM	2'13.866	145.3	2
5'00.849	98 Karel HANIKA	CZE	KTM	2'12.130	147.2	2
9'37.027	54 Toprak RAZGATLIOGLU	TUR	KTM	2'12.051	147.2	4
25'51.412	98 Karel HANIKA	CZE	KTM	2'11.728	147.6	10



5403 m.

bwin GRAND PRIX CESKÉ REPUBLIKY

Official Starting Grid

Race : 14 laps = 75.642 km

RookiesCup



1	1 2'11.728 98 Karel HANIKA KTM	2 2'12.051 54 Toprak RAZGATLIOGLU KTM	3 2'12.405 33 Enea BASTIANINI KTM
2	4 2'12.474 88 Jorge MARTIN KTM	5 2'12.589 96 Manuel PAGLIANI KTM	6 2'12.709 29 Stefano MANZI KTM
3	7 2'13.082 3 Diego PEREZ KTM	8 2'13.235 27 Joe ROBERTS KTM	9 2'13.322 46 Yui WATANABE KTM
4	10 2'13.368 28 Bradley RAY KTM	11 2'13.378 74 Soushi MIHARA KTM	12 2'13.591 95 Scott DEROUE KTM
5	13 2'13.699 24 Marcos RAMIREZ KTM	14 2'13.821 50 Lukas TRAUTMANN KTM	15 2'13.825 34 Jordan WEAVING KTM
6	16 2'13.922 7 Aris MICHAÏL KTM	17 2'14.070 36 Joan MIR KTM	18 2'14.762 64 Anthony ALONSO KTM
7	19 2'14.763 19 Tarran MACKENZIE KTM	20 2'14.786 6 Corentin PEROLARI KTM	21 2'15.307 10 Felix NÄSSI KTM
8	22 2'15.518 18 Mario TOCCA KTM	23 2'15.758 40 Darryn BINDER KTM	

The results are provisional until the end of the limit for protest and appeals and until the ratification of the Event Management Committee.

Time limit for protest expires 60' at the latest after publication of the results - Mr. Time:

DORNA DATA PROCESSING TIMING SERVICE DORNA DATA PROCESSING TIMING SERVICE DORNA DATA PROCESSING TIMING SERVICE DORNA DATA PROCESSING TIMING SERVICE DORNA DATA PROCESSING TIMING SERVICE DORNA DATA PROCESSING TIMING SERVICE DORNA DATA PROCESSING TIMING SERVICE DORNA DATA PROCESSING



