

5077 m.


GRAN PREMIO MOVISTAR DE ARAGÓN

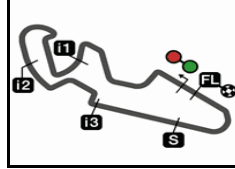
Race Nr. 2

Fastest Lap of Each Rider

Rookies Cup

23

|  | Rider | Nation | Team | Motorcycle | Time | Lap Total | Gap |
|---|----------------------|--------|-----------------------------|------------|-----------------|-----------|-------------|
| 1 | 39 Kazuki MASAKI | JPN | Red Bull MotoGP Rookies Cup | KTM | 2'01.931 | 11 14 | |
| 2 | 65 Can ÖNCÜ | TUR | Red Bull MotoGP Rookies Cup | KTM | 2'01.939 | 6 12 | 0.008 0.008 |
| 3 | 79 Ai OGURA | JPN | Red Bull MotoGP Rookies Cup | KTM | 2'02.152 | 6 15 | 0.221 0.213 |
| 4 | 28 Adrian CARRASCO | SPA | Red Bull MotoGP Rookies Cup | KTM | 2'02.258 | 6 15 | 0.327 0.106 |
| 5 | 6 Ryusei YAMANAKA | JPN | Red Bull MotoGP Rookies Cup | KTM | 2'02.283 | 2 15 | 0.352 0.025 |
| 6 | 52 Deniz ÖNCÜ | TUR | Red Bull MotoGP Rookies Cup | KTM | 2'02.402 | 6 15 | 0.471 0.119 |
| 7 | 81 Aleix VIU | SPA | Red Bull MotoGP Rookies Cup | KTM | 2'02.525 | 6 15 | 0.594 0.123 |
| 8 | 43 Steward GARCIA | COL | Red Bull MotoGP Rookies Cup | KTM | 2'02.531 | 4 15 | 0.600 0.006 |
| 9 | 12 Filip SALAC | CZE | Red Bull MotoGP Rookies Cup | KTM | 2'02.552 | 7 15 | 0.621 0.021 |
| 10 | 20 Omar BONOLI | ITA | Red Bull MotoGP Rookies Cup | KTM | 2'02.562 | 7 15 | 0.631 0.010 |
| 11 | 69 Rory SKINNER | GBR | Red Bull MotoGP Rookies Cup | KTM | 2'02.717 | 15 15 | 0.786 0.155 |
| 12 | 44 Kevin ORGIS | GER | Red Bull MotoGP Rookies Cup | KTM | 2'03.308 | 3 15 | 1.377 0.591 |
| 13 | 40 Sean KELLY | USA | Red Bull MotoGP Rookies Cup | KTM | 2'03.375 | 4 15 | 1.444 0.067 |
| 14 | 22 Peetu PAAVILAINEN | FIN | Red Bull MotoGP Rookies Cup | KTM | 2'03.763 | 15 15 | 1.832 0.388 |
| 15 | 9 Sasha DE VITS | BEL | Red Bull MotoGP Rookies Cup | KTM | 2'03.808 | 7 15 | 1.877 0.045 |
| 16 | 11 Gabriele GIANNINI | ITA | Red Bull MotoGP Rookies Cup | KTM | 2'03.869 | 5 15 | 1.938 0.061 |
| 17 | 21 Victor STEEMAN | NED | Red Bull MotoGP Rookies Cup | KTM | 2'03.904 | 15 15 | 1.973 0.035 |
| 18 | 24 Xavier ARTIGAS | SPA | Red Bull MotoGP Rookies Cup | KTM | 2'04.008 | 15 15 | 2.077 0.104 |
| 19 | 83 Meikon KAWAKAMI | BRA | Red Bull MotoGP Rookies Cup | KTM | 2'04.266 | 15 15 | 2.335 0.258 |
| 20 | 36 Beatriz NEILA | SPA | Red Bull MotoGP Rookies Cup | KTM | 2'04.676 | 3 15 | 2.745 0.410 |
| 21 | 19 Lorenzo BARTALESI | ITA | Red Bull MotoGP Rookies Cup | KTM | 2'05.288 | 8 15 | 3.357 0.612 |
| 22 | 82 Loran FABER | NED | Red Bull MotoGP Rookies Cup | KTM | 2'06.033 | 2 15 | 4.102 0.745 |



5077 m.

GRAN PREMIO MOVISTAR DE ARAGÓN

Race Nr. 2

Chronological Analysis of Performances

25

* Lap / Sector time cancelled

T1 Time from finish line to 1st intermedate

T3 Time from 2nd intermed. to 3rd intermed.

P Crossing the finish line in pit lane

T2 Time from 1st intermed. to 2nd intermed.

T4 Time from 3rd intermediate to finish line

| Lap | Lap Time | T1 | T2 | T3 | T4 | Speed | Lap | Lap Time | T1 | T2 | T3 | T4 | Speed |
|--|----------|--------|--------|---------------|--------|-------|-----|--------------|--------|--------|--------|--------|-------|
| 1st 81 Aleix VIU Red Bull MotoGP Roo SPA | | | | | | | | | | | | | |
| Runs=1 | | | | Total laps=15 | | | | Full laps=14 | | | | | |
| 1 | 2'05.945 | 37.167 | 34.431 | 22.670 | 31.677 | 215.6 | 9 | 2'03.174 | 34.540 | 34.350 | 22.721 | 31.563 | 218.4 |
| 2 | 2'03.424 | 34.664 | 34.279 | 22.593 | 31.888 | 212.7 | 10 | 2'03.996 | 34.883 | 34.613 | 22.914 | 31.586 | 216.6 |
| 3 | 2'03.146 | 34.508 | 34.279 | 22.391 | 31.968 | 213.6 | 11 | 2'03.246 | 34.917 | 34.321 | 22.503 | 31.505 | 217.7 |
| 4 | 2'03.235 | 34.619 | 34.110 | 22.539 | 31.967 | 212.3 | 12 | 2'03.166 | 34.578 | 34.393 | 22.657 | 31.538 | 217.0 |
| 5 | 2'02.909 | 34.404 | 34.100 | 22.475 | 31.930 | 211.2 | 13 | 2'03.044 | 34.466 | 34.068 | 22.628 | 31.882 | 212.6 |
| 6 | 2'02.525 | 34.515 | 34.011 | 22.424 | 31.575 | 216.3 | 14 | 2'03.669 | 35.018 | 34.338 | 22.664 | 31.649 | 216.7 |
| 7 | 2'02.600 | 34.319 | 33.983 | 22.458 | 31.840 | 212.8 | 15 | 2'03.443 | 34.644 | 34.277 | 22.628 | 31.894 | 214.2 |
| 8 | 2'04.094 | 34.410 | 34.306 | 22.740 | 32.638 | 214.4 | | | | | | | |
| 9 | 2'03.464 | 34.508 | 34.167 | 22.772 | 32.017 | 213.6 | | | | | | | |
| 10 | 2'03.696 | 34.821 | 34.415 | 22.415 | 32.045 | 212.9 | | | | | | | |
| 11 | 2'02.944 | 34.533 | 34.123 | 22.390 | 31.898 | 213.8 | | | | | | | |
| 12 | 2'02.811 | 34.456 | 34.061 | 22.471 | 31.823 | 214.2 | | | | | | | |
| 13 | 2'02.830 | 34.445 | 34.018 | 22.504 | 31.863 | 213.3 | | | | | | | |
| 14 | 2'03.116 | 34.427 | 34.162 | 22.509 | 32.018 | 212.8 | | | | | | | |
| 15 | 2'02.711 | 34.302 | 34.180 | 22.395 | 31.834 | 214.3 | | | | | | | |
| 4th 6 Ryusei YAMANAKA Red Bull MotoGP Roo JPN | | | | | | | | | | | | | |
| Runs=1 | | | | Total laps=15 | | | | Full laps=14 | | | | | |
| 1 | 2'08.112 | 38.816 | 34.703 | 23.075 | 31.518 | 220.5 | | | | | | | |
| 2 | 2'02.283 | 34.307 | 33.995 | 22.566 | 31.415 | 219.7 | | | | | | | |
| 3 | 2'03.215 | 34.495 | 34.250 | 23.034 | 31.436 | 220.3 | | | | | | | |
| 4 | 2'02.683 | 34.380 | 34.366 | 22.637 | 31.300 | 220.9 | | | | | | | |
| 5 | 2'03.217 | 34.596 | 34.439 | 22.719 | 31.463 | 215.6 | | | | | | | |
| 6 | 2'02.474 | 34.474 | 33.962 | 22.726 | 31.312 | 223.7 | | | | | | | |
| 7 | 2'02.760 | 34.369 | 34.305 | 22.627 | 31.459 | 219.6 | | | | | | | |
| 8 | 2'03.218 | 34.328 | 34.043 | 23.524 | 31.323 | 220.7 | | | | | | | |
| 9 | 2'03.301 | 34.802 | 34.038 | 22.836 | 31.625 | 217.6 | | | | | | | |
| 10 | 2'03.844 | 34.656 | 34.359 | 22.899 | 31.930 | 216.6 | | | | | | | |
| 11 | 2'03.611 | 34.804 | 34.295 | 22.569 | 31.943 | 214.2 | | | | | | | |
| 12 | 2'03.208 | 34.785 | 34.446 | 22.726 | 31.251 | 222.3 | | | | | | | |
| 13 | 2'03.010 | 34.536 | 34.109 | 22.693 | 31.672 | 219.1 | | | | | | | |
| 14 | 2'03.932 | 35.313 | 34.288 | 22.750 | 31.581 | 218.7 | | | | | | | |
| 15 | 2'03.649 | 34.975 | 34.335 | 22.762 | 31.577 | 224.2 | | | | | | | |
| 2nd 28 Adrian CARRASCO Red Bull MotoGP Roo SPA | | | | | | | | | | | | | |
| Runs=1 | | | | Total laps=15 | | | | Full laps=14 | | | | | |
| 1 | 2'07.675 | 38.441 | 34.674 | 22.766 | 31.794 | 218.4 | | | | | | | |
| 2 | 2'02.893 | 34.861 | 34.145 | 22.534 | 31.353 | 223.5 | | | | | | | |
| 3 | 2'03.627 | 34.433 | 34.272 | 23.197 | 31.725 | 219.0 | | | | | | | |
| 4 | 2'02.512 | 34.247 | 34.100 | 22.732 | 31.433 | 222.2 | | | | | | | |
| 5 | 2'03.267 | 34.384 | 34.614 | 22.885 | 31.384 | 220.0 | | | | | | | |
| 6 | 2'02.258 | 34.299 | 34.097 | 22.681 | 31.181 | 223.0 | | | | | | | |
| 7 | 2'02.464 | 34.504 | 34.128 | 22.555 | 31.277 | 222.1 | | | | | | | |
| 8 | 2'03.169 | 34.480 | 34.025 | 22.975 | 31.689 | 217.6 | | | | | | | |
| 9 | 2'03.480 | 35.004 | 34.075 | 22.779 | 31.622 | 223.0 | | | | | | | |
| 10 | 2'03.803 | 35.105 | 34.603 | 22.539 | 31.556 | 220.7 | | | | | | | |
| 11 | 2'03.265 | 34.872 | 34.246 | 22.602 | 31.545 | 219.1 | | | | | | | |
| 12 | 2'03.009 | 34.639 | 34.273 | 22.520 | 31.577 | 217.2 | | | | | | | |
| 13 | 2'03.327 | 34.821 | 34.079 | 22.629 | 31.798 | 217.1 | | | | | | | |
| 14 | 2'04.007 | 35.179 | 34.542 | 22.543 | 31.743 | 219.3 | | | | | | | |
| 15 | 2'03.635 | 34.718 | 34.529 | 22.703 | 31.685 | 216.8 | | | | | | | |
| 3rd 20 Omar BONOLI Red Bull MotoGP Roo ITA | | | | | | | | | | | | | |
| Runs=1 | | | | Total laps=15 | | | | Full laps=14 | | | | | |
| 1 | 2'07.762 | 38.512 | 34.763 | 22.807 | 31.680 | 216.3 | | | | | | | |
| 2 | 2'02.945 | 34.448 | 34.202 | 22.665 | 31.630 | 216.2 | | | | | | | |
| 3 | 2'03.555 | 34.638 | 34.244 | 22.880 | 31.793 | 216.9 | | | | | | | |
| 4 | 2'02.598 | 34.302 | 34.193 | 22.659 | 31.444 | 219.9 | | | | | | | |
| 5 | 2'03.679 | 34.675 | 34.618 | 22.919 | 31.467 | 218.8 | | | | | | | |
| 6 | 2'02.718 | 34.333 | 34.259 | 22.672 | 31.454 | 220.0 | | | | | | | |
| 7 | 2'02.562 | 34.345 | 34.221 | 22.448 | 31.548 | 216.1 | | | | | | | |
| 8 | 2'02.938 | 34.433 | 34.141 | 22.810 | 31.554 | 217.6 | | | | | | | |
| Fastest Lap: Aleix VIU Red Bull MotoGP Roo SPA 2'02.525 34.515 34.011 22.424 31.575 | | | | | | | | | | | | | |

DORNA DATA PROCESSING TIMING SERVICE DORNA DATA PROCESSING TIMING SERVICE DORNA DATA PROCESSING TIMING SERVICE DORNA DATA PROCESSING TIMING SERVICE DORNA DATA PROCESSING TIMING SERVICE DORNA DATA PROCESSING TIMING SERVICE DORNA DATA PROCCEESSS

Race Nr. 2

RookiesCup

| Lap | Lap Time | T1 | T2 | T3 | T4 | Speed | Lap | Lap Time | T1 | T2 | T3 | T4 | Speed |
|---|----------|--------|--------|--------|--------|-------|-----------------------------------|----------|--------|--------|--------|--------|-------|
| 6th 52 Deniz ÖNCÜ Red Bull MotoGP Roo TUR | | | | | | | Runs=1 Total laps=15 Full laps=14 | | | | | | |
| 1 | 2'05.857 | 37.399 | 34.242 | 22.837 | 31.379 | 218.0 | 1 | 2'07.799 | 38.297 | 34.784 | 23.183 | 31.535 | 213.8 |
| 2 | 2'03.510 | 34.951 | 34.380 | 22.815 | 31.364 | 219.7 | 2 | 2'04.254 | 35.345 | 34.683 | 22.956 | 31.270 | 222.8 |
| 3 | 2'03.885 | 34.713 | 34.929 | 22.768 | 31.475 | 218.3 | 3 | 2'03.416 | 34.784 | 34.348 | 22.773 | 31.511 | 218.4 |
| 4 | 2'02.815 | 34.520 | 34.224 | 22.737 | 31.334 | 220.6 | 4 | 2'03.375 | 34.816 | 34.291 | 22.704 | 31.564 | 218.4 |
| 5 | 2'03.624 | 34.658 | 34.899 | 22.820 | 31.247 | 221.6 | 5 | 2'03.993 | 34.822 | 34.538 | 22.941 | 31.692 | 216.9 |
| 6 | 2'02.402 | 34.472 | 34.068 | 22.695 | 31.167 | 221.9 | 6 | 2'04.185 | 35.179 | 34.526 | 22.714 | 31.766 | 216.3 |
| 7 | 2'02.716 | 34.520 | 34.428 | 22.648 | 31.120 | 223.7 | 7 | 2'04.100 | 34.942 | 34.548 | 22.807 | 31.803 | 216.9 |
| 8 | 2'03.354 | 34.520 | 34.243 | 23.418 | 31.173 | 221.7 | 8 | 2'05.234 | 35.165 | 34.711 | 23.118 | 32.240 | 212.7 |
| 9 | 2'03.243 | 34.809 | 34.542 | 22.768 | 31.124 | 223.7 | 9 | 2'05.069 | 35.116 | 34.923 | 23.104 | 31.926 | 218.4 |
| 10 | 2'03.920 | 34.889 | 34.846 | 22.775 | 31.410 | 219.6 | 10 | 2'05.058 | 35.177 | 34.661 | 22.969 | 32.251 | 210.6 |
| 11 | 2'03.512 | 35.249 | 34.326 | 22.644 | 31.293 | 221.9 | 11 | 2'05.301 | 35.274 | 34.904 | 22.896 | 32.227 | 210.7 |
| 12 | 2'03.817 | 34.770 | 34.709 | 22.939 | 31.399 | 221.1 | 12 | 2'05.362 | 35.340 | 34.738 | 22.867 | 32.417 | 209.7 |
| 13 | 2'03.560 | 34.784 | 34.453 | 22.653 | 31.670 | 217.6 | 13 | 2'05.422 | 35.242 | 34.665 | 23.004 | 32.511 | 211.3 |
| 14 | 2'03.187 | 34.545 | 34.499 | 22.753 | 31.390 | 219.2 | 14 | 2'05.729 | 35.513 | 34.916 | 23.066 | 32.234 | 212.9 |
| 15 | 2'03.192 | 34.547 | 34.436 | 22.790 | 31.419 | 224.4 | 15 | 2'04.363 | 34.878 | 34.702 | 22.997 | 31.786 | 216.4 |
| 10th 44 Kevin ORGIS Red Bull MotoGP Roo GER | | | | | | | Runs=1 Total laps=15 Full laps=14 | | | | | | |
| 1 | 2'08.333 | 39.046 | 34.873 | 23.147 | 31.267 | 224.2 | 1 | 2'08.333 | 39.046 | 34.873 | 23.147 | 31.267 | 224.2 |
| 2 | 2'03.588 | 34.990 | 34.611 | 22.725 | 31.262 | 221.6 | 2 | 2'03.588 | 34.990 | 34.611 | 22.725 | 31.262 | 221.6 |
| 3 | 2'03.308 | 34.713 | 34.338 | 22.796 | 31.461 | 219.4 | 3 | 2'03.308 | 34.713 | 34.338 | 22.796 | 31.461 | 219.4 |
| 4 | 2'03.472 | 34.739 | 34.345 | 22.714 | 31.674 | 218.3 | 4 | 2'03.472 | 34.739 | 34.345 | 22.714 | 31.674 | 218.3 |
| 5 | 2'04.080 | 34.800 | 34.632 | 22.724 | 31.924 | 215.7 | 5 | 2'04.080 | 34.800 | 34.632 | 22.724 | 31.924 | 215.7 |
| 6 | 2'04.208 | 34.952 | 34.550 | 22.729 | 31.977 | 215.1 | 6 | 2'04.208 | 34.952 | 34.550 | 22.729 | 31.977 | 215.1 |
| 7 | 2'04.293 | 34.680 | 34.726 | 22.784 | 32.103 | 215.4 | 7 | 2'04.293 | 34.680 | 34.726 | 22.784 | 32.103 | 215.4 |
| 8 | 2'04.992 | 35.127 | 34.638 | 23.212 | 32.015 | 214.2 | 8 | 2'04.992 | 35.127 | 34.638 | 23.212 | 32.015 | 214.2 |
| 9 | 2'05.341 | 35.069 | 34.959 | 23.111 | 32.202 | 213.6 | 9 | 2'05.341 | 35.069 | 34.959 | 23.111 | 32.202 | 213.6 |
| 10 | 2'05.088 | 35.262 | 34.636 | 23.034 | 32.156 | 216.2 | 10 | 2'05.088 | 35.262 | 34.636 | 23.034 | 32.156 | 216.2 |
| 11 | 2'05.238 | 35.228 | 35.003 | 22.844 | 32.163 | 210.8 | 11 | 2'05.238 | 35.228 | 35.003 | 22.844 | 32.163 | 210.8 |
| 12 | 2'05.251 | 35.398 | 34.808 | 22.813 | 32.232 | 212.0 | 12 | 2'05.251 | 35.398 | 34.808 | 22.813 | 32.232 | 212.0 |
| 13 | 2'05.278 | 35.386 | 34.663 | 23.050 | 32.179 | 214.1 | 13 | 2'05.278 | 35.386 | 34.663 | 23.050 | 32.179 | 214.1 |
| 14 | 2'05.932 | 35.440 | 34.989 | 23.085 | 32.418 | 211.1 | 14 | 2'05.932 | 35.440 | 34.989 | 23.085 | 32.418 | 211.1 |
| 15 | 2'04.317 | 34.605 | 34.788 | 22.958 | 31.966 | 214.1 | 15 | 2'04.317 | 34.605 | 34.788 | 22.958 | 31.966 | 214.1 |
| 11th 24 Xavier ARTIGAS Red Bull MotoGP Roo SPA | | | | | | | Runs=1 Total laps=15 Full laps=14 | | | | | | |
| 1 | 2'09.850 | 39.812 | 35.343 | 23.218 | 31.477 | 223.6 | 1 | 2'09.850 | 39.812 | 35.343 | 23.218 | 31.477 | 223.6 |
| 2 | 2'04.579 | 35.306 | 34.603 | 23.035 | 31.635 | 223.8 | 2 | 2'04.579 | 35.306 | 34.603 | 23.035 | 31.635 | 223.8 |
| 3 | 2'04.146 | 34.865 | 34.459 | 22.864 | 31.958 | 216.4 | 3 | 2'04.146 | 34.865 | 34.459 | 22.864 | 31.958 | 216.4 |
| 4 | 2'04.169 | 34.876 | 34.600 | 22.752 | 31.941 | 216.7 | 4 | 2'04.169 | 34.876 | 34.600 | 22.752 | 31.941 | 216.7 |
| 5 | 2'04.766 | 35.060 | 34.754 | 22.886 | 32.066 | 214.6 | 5 | 2'04.766 | 35.060 | 34.754 | 22.886 | 32.066 | 214.6 |
| 6 | 2'04.736 | 35.101 | 34.755 | 22.858 | 32.022 | 214.4 | 6 | 2'04.736 | 35.101 | 34.755 | 22.858 | 32.022 | 214.4 |
| 7 | 2'04.486 | 35.063 | 34.692 | 22.707 | 32.024 | 213.8 | 7 | 2'04.486 | 35.063 | 34.692 | 22.707 | 32.024 | 213.8 |
| 8 | 2'04.522 | 35.014 | 34.652 | 22.864 | 31.992 | 215.2 | 8 | 2'04.522 | 35.014 | 34.652 | 22.864 | 31.992 | 215.2 |
| 9 | 2'04.598 | 35.030 | 34.701 | 22.788 | 32.079 | 214.6 | 9 | 2'04.598 | 35.030 | 34.701 | 22.788 | 32.079 | 214.6 |
| 10 | 2'04.808 | 35.035 | 34.849 | 22.894 | 32.030 | 215.4 | 10 | 2'04.808 | 35.035 | 34.849 | 22.894 | 32.030 | 215.4 |
| 11 | 2'05.088 | 35.114 | 34.786 | 22.952 | 32.236 | 214.8 | 11 | 2'05.088 | 35.114 | 34.786 | 22.952 | 32.236 | 214.8 |
| 12 | 2'05.038 | 35.299 | 34.815 | 22.854 | 32.070 | 216.2 | 12 | 2'05.038 | 35.299 | 34.815 | 22.854 | 32.070 | 216.2 |
| 13 | 2'05.198 | 35.282 | 34.639 | 23.485 | 31.792 | 219.3 | 13 | 2'05.198 | 35.282 | 34.639 | 23.485 | 31.792 | 219.3 |
| 14 | 2'04.346 | 34.831 | 34.649 | 22.793 | 32.073 | 213.8 | 14 | 2'04.346 | 34.831 | 34.649 | 22.793 | 32.073 | 213.8 |
| 15 | 2'04.008 | 34.872 | 34.488 | 22.786 | 31.862 | 216.4 | 15 | 2'04.008 | 34.872 | 34.488 | 22.786 | 31.862 | 216.4 |
| 12th 22 Peetu PAAVILAINE Red Bull MotoGP Roo FIN | | | | | | | Runs=1 Total laps=15 Full laps=14 | | | | | | |
| 1 | 2'09.554 | 39.217 | 35.312 | 23.286 | 31.739 | 221.8 | 1 | 2'09.554 | 39.217 | 35.312 | 23.286 | 31.739 | 221.8 |
| 2 | 2'04.737 | 35.157 | 34.511 | 23.202 | 31.867 | 217.9 | 2 | 2'04.737 | 35.157 | 34.511 | 23.202 | 31.867 | 217.9 |

Fastest Lap: Aleix VIU

Red Bull MotoGP Roo SPA

2'02.525

34.515

34.011

22.424

31.575

DORNA DATA PROCESSING TIMING SERVICE DORNA DATA PROCESSING TIMING SERVICE DORNA DATA PROCESSING TIMING SERVICE DORNA DATA PROCESSING TIMING SERVICE DORNA DATA PROCESSING TIMING SERVICE DORNA DATA PROCESSING TIMING SERVICE DORNA DATA PROCESSING TIMING SERVICE DORNA DATA PROCESSING TIMING SERVICE DORNA DATA PROCESSESS

Race Nr. 2

RookiesCup

| Lap | Lap Time | T1 | T2 | T3 | T4 | Speed | Lap | Lap Time | T1 | T2 | T3 | T4 | Speed |
|-----|-----------------|--------|--------|--------|--------|-------|-----|-----------------|--------|--------|--------|--------|-------|
| 3 | 2'04.348 | 35.132 | 34.434 | 23.042 | 31.740 | 217.6 | 5 | 2'03.869 | 34.814 | 34.234 | 22.745 | 32.076 | 209.9 |
| 4 | 2'04.425 | 35.029 | 34.501 | 22.975 | 31.920 | 216.4 | 6 | 2'04.394 | 34.893 | 34.750 | 23.129 | 31.622 | 215.4 |
| 5 | 2'04.646 | 35.018 | 34.633 | 22.921 | 32.074 | 218.5 | 7 | 2'04.707 | 35.185 | 34.664 | 23.006 | 31.852 | 215.4 |
| 6 | 2'04.878 | 35.102 | 34.810 | 23.044 | 31.922 | 215.3 | 8 | 2'04.971 | 35.335 | 34.602 | 23.350 | 31.684 | 215.1 |
| 7 | 2'04.596 | 34.958 | 34.654 | 22.922 | 32.062 | 214.7 | 9 | 2'05.181 | 35.071 | 34.693 | 23.162 | 32.255 | 212.0 |
| 8 | 2'05.096 | 35.035 | 34.912 | 23.194 | 31.955 | 215.6 | 10 | 2'04.588 | 35.125 | 34.491 | 22.995 | 31.977 | 213.9 |
| 9 | 2'05.276 | 35.140 | 34.778 | 23.456 | 31.902 | 217.2 | 11 | 2'04.472 | 34.874 | 34.727 | 23.126 | 31.745 | 214.9 |
| 10 | 2'04.066 | 34.890 | 34.497 | 22.985 | 31.694 | 222.2 | 12 | 2'04.160 | 35.034 | 34.491 | 22.986 | 31.649 | 218.7 |
| 11 | 2'04.644 | 35.052 | 34.756 | 22.851 | 31.985 | 213.8 | 13 | 2'05.490 | 35.520 | 34.458 | 23.388 | 32.124 | 212.5 |
| 12 | 2'04.406 | 35.010 | 34.652 | 22.937 | 31.807 | 220.8 | 14 | 2'04.802 | 35.220 | 34.443 | 22.956 | 32.183 | 211.8 |
| 13 | 2'05.409 | 35.164 | 34.750 | 23.179 | 32.316 | 210.8 | 15 | 2'04.572 | 34.976 | 34.772 | 22.842 | 31.982 | 218.6 |
| 14 | 2'04.800 | 35.147 | 34.483 | 22.893 | 32.277 | 211.0 | | | | | | | |
| 15 | 2'03.763 | 34.821 | 34.281 | 22.821 | 31.840 | 216.9 | | | | | | | |

16th **9** **Sasha DE VITS** Red Bull MotoGP Roo BEL
Runs=1 Total laps=15 Full laps=14

| | | | | | | |
|----|-----------------|--------|--------|--------|--------|-------|
| 1 | 2'10.002 | 39.722 | 35.192 | 23.321 | 31.767 | 221.2 |
| 2 | 2'04.857 | 35.271 | 34.679 | 23.096 | 31.811 | 220.2 |
| 3 | 2'05.057 | 35.205 | 34.507 | 23.283 | 32.062 | 214.7 |
| 4 | 2'04.873 | 35.432 | 34.429 | 23.126 | 31.886 | 217.0 |
| 5 | 2'04.384 | 34.982 | 34.359 | 23.009 | 32.034 | 213.1 |
| 6 | 2'04.492 | 34.995 | 34.403 | 23.089 | 32.005 | 215.7 |
| 7 | 2'03.808 | 34.774 | 34.384 | 23.066 | 31.584 | 219.1 |
| 8 | 2'04.865 | 35.253 | 34.582 | 23.342 | 31.688 | 222.4 |
| 9 | 2'05.317 | 35.409 | 34.597 | 23.479 | 31.832 | 216.5 |
| 10 | 2'04.256 | 34.925 | 34.523 | 23.020 | 31.788 | 217.4 |
| 11 | 2'07.399 | 35.047 | 34.724 | 25.449 | 32.179 | 212.3 |
| 12 | 2'05.998 | 35.252 | 34.867 | 23.515 | 32.364 | 212.5 |
| 13 | 2'06.311 | 35.505 | 34.897 | 23.478 | 32.431 | 210.7 |
| 14 | 2'06.422 | 35.546 | 34.831 | 23.404 | 32.641 | 209.7 |
| 15 | 2'06.423 | 35.608 | 34.944 | 23.333 | 32.538 | 212.6 |

13th **83** **Meikon KAWAKAMI** Red Bull MotoGP Roo BRA
Runs=1 Total laps=15 Full laps=14

| | | | | | | |
|----|-----------------|--------|--------|--------|--------|-------|
| 1 | 2'09.669 | 39.549 | 35.080 | 23.371 | 31.669 | 223.9 |
| 2 | 2'04.857 | 35.173 | 34.592 | 23.132 | 31.960 | 219.9 |
| 3 | 2'04.305 | 35.150 | 34.254 | 23.149 | 31.752 | 221.3 |
| 4 | 2'04.749 | 35.202 | 34.692 | 23.043 | 31.812 | 215.6 |
| 5 | 2'04.309 | 34.839 | 34.463 | 23.167 | 31.840 | 217.6 |
| 6 | 2'04.848 | 35.094 | 34.808 | 23.271 | 31.675 | 220.5 |
| 7 | 2'04.562 | 35.039 | 34.503 | 23.040 | 31.980 | 212.2 |
| 8 | 2'04.759 | 35.268 | 34.611 | 23.312 | 31.568 | 218.7 |
| 9 | 2'04.949 | 34.961 | 35.009 | 23.080 | 31.899 | 218.0 |
| 10 | 2'04.397 | 34.886 | 34.464 | 22.886 | 32.161 | 212.0 |
| 11 | 2'04.926 | 35.162 | 34.939 | 23.043 | 31.782 | 214.3 |
| 12 | 2'04.491 | 35.123 | 34.654 | 23.028 | 31.686 | 215.3 |
| 13 | 2'05.637 | 35.486 | 34.631 | 23.709 | 31.811 | 218.5 |
| 14 | 2'04.512 | 34.946 | 34.515 | 22.961 | 32.090 | 213.6 |
| 15 | 2'04.266 | 34.984 | 34.412 | 22.917 | 31.953 | 214.4 |

17th **36** **Beatriz NEILA** Red Bull MotoGP Roo SPA
Runs=1 Total laps=15 Full laps=14

| | | | | | | |
|----|-----------------|--------|--------|--------|--------|-------|
| 1 | 2'10.390 | 40.165 | 35.443 | 23.284 | 31.498 | 224.9 |
| 2 | 2'05.284 | 35.052 | 35.043 | 23.385 | 31.804 | 218.5 |
| 3 | 2'04.676 | 35.207 | 34.537 | 23.061 | 31.871 | 220.8 |
| 4 | 2'04.790 | 35.212 | 34.677 | 23.066 | 31.835 | 221.8 |
| 5 | 2'06.748 | 35.164 | 35.619 | 23.314 | 32.651 | 210.6 |
| 6 | 2'06.623 | 35.664 | 35.230 | 23.244 | 32.485 | 211.2 |
| 7 | 2'06.623 | 35.738 | 35.141 | 23.226 | 32.518 | 211.6 |
| 8 | 2'06.703 | 36.016 | 35.156 | 23.248 | 32.283 | 213.5 |
| 9 | 2'05.816 | 35.534 | 35.041 | 23.167 | 32.074 | 215.7 |
| 10 | 2'05.816 | 35.338 | 34.997 | 23.285 | 32.196 | 215.1 |
| 11 | 2'06.779 | 35.610 | 35.074 | 23.358 | 32.737 | 212.0 |
| 12 | 2'05.818 | 35.531 | 34.968 | 23.174 | 32.145 | 214.9 |
| 13 | 2'07.027 | 35.735 | 35.203 | 23.645 | 32.444 | 216.3 |
| 14 | 2'06.635 | 35.755 | 35.265 | 23.306 | 32.309 | 212.4 |
| 15 | 2'06.322 | 35.588 | 34.962 | 23.490 | 32.282 | 215.9 |

14th **21** **Victor STEEMAN** Red Bull MotoGP Roo NED
Runs=1 Total laps=15 Full laps=14

| | | | | | | |
|----|-----------------|--------|--------|--------|--------|-------|
| 1 | 2'09.150 | 39.388 | 34.977 | 23.051 | 31.734 | 220.3 |
| 2 | 2'04.553 | 34.964 | 34.468 | 23.101 | 32.020 | 214.5 |
| 3 | 2'04.785 | 34.968 | 34.608 | 22.868 | 32.341 | 211.5 |
| 4 | 2'04.659 | 35.333 | 34.502 | 23.020 | 31.804 | 218.4 |
| 5 | 2'04.720 | 35.133 | 34.541 | 22.990 | 32.056 | 214.9 |
| 6 | 2'04.874 | 35.264 | 34.550 | 23.132 | 31.928 | 217.2 |
| 7 | 2'04.547 | 35.436 | 34.390 | 22.943 | 31.778 | 218.0 |
| 8 | 2'04.707 | 35.067 | 34.570 | 23.008 | 32.062 | 212.8 |
| 9 | 2'05.139 | 35.133 | 34.818 | 22.899 | 32.289 | 211.0 |
| 10 | 2'04.691 | 34.981 | 34.615 | 22.893 | 32.202 | 216.0 |
| 11 | 2'04.789 | 34.975 | 34.865 | 23.171 | 31.778 | 217.0 |
| 12 | 2'04.658 | 35.018 | 34.889 | 22.979 | 31.772 | 221.9 |
| 13 | 2'05.439 | 35.336 | 34.765 | 23.424 | 31.914 | 220.9 |
| 14 | 2'04.858 | 35.109 | 34.604 | 22.847 | 32.298 | 210.6 |
| 15 | 2'03.904 | 34.757 | 34.485 | 22.822 | 31.840 | 216.9 |

18th **19** **Lorenzo BARTALE** Red Bull MotoGP Roo ITA
Runs=1 Total laps=15 Full laps=14

| | | | | | | |
|---|-----------------|--------|--------|--------|--------|-------|
| 1 | 2'11.293 | 40.204 | 35.826 | 23.310 | 31.953 | 221.4 |
| 2 | 2'05.886 | 35.347 | 35.118 | 23.403 | 32.018 | 217.9 |
| 3 | 2'05.961 | 35.499 | 34.953 | 23.010 | 32.499 | 212.0 |
| 4 | 2'06.510 | 35.443 | 34.881 | 23.610 | 32.576 | 211.1 |
| 5 | 2'05.889 | 35.663 | 34.688 | 22.947 | 32.591 | 209.9 |
| 6 | 2'05.438 | 35.364 | 34.838 | 22.913 | 32.323 | 211.9 |

15th **11** **Gabriele GIANNINI** Red Bull MotoGP Roo ITA
Runs=1 Total laps=15 Full laps=14

| | | | | | | |
|---|-----------------|--------|--------|--------|--------|-------|
| 1 | 2'10.500 | 39.901 | 35.408 | 23.308 | 31.883 | 215.5 |
| 2 | 2'04.950 | 35.262 | 34.727 | 23.049 | 31.912 | 214.6 |
| 3 | 2'04.531 | 35.024 | 34.303 | 23.197 | 32.007 | 214.6 |
| 4 | 2'04.605 | 34.960 | 34.500 | 22.968 | 32.177 | 210.3 |

Fastest Lap: Aleix VIU Red Bull MotoGP Roo SPA **2'02.525** 34.515 34.011 22.424 31.575

DORNA DATA PROCESSING TIMING SERVICE DORNA DATA PROCESSING TIMING SERVICE DORNA DATA PROCESSING TIMING SERVICE DORNA DATA PROCESSING TIMING SERVICE DORNA DATA PROCESSING TIMING SERVICE DORNA DATA PROCESSING TIMING SERVICE DORNA DATA PROCESSING TIMING SERVICE DORNA DATA PROCESSING TIMING SERVICE DORNA DATA PROCESSING TIMING SERVICE DORNA DATA PROCESSING TIMING SERVICE DORNA DATA PROCESSING TIMING SERVICE DORNA DATA PROCESSING TIMING SERVICE DORNA DATA PROCESSING TIMING SERVICE DORNA DATA PROCESSESS

Race Nr. 2

RookiesCup

| Lap | Lap Time | T1 | T2 | T3 | T4 | Speed | Lap | Lap Time | T1 | T2 | T3 | T4 | Speed |
|-----|-----------------|---------------|--------|--------|--------|-------|-----|-----------------|---------------|---------------|--------|---------------|--------------|
| 7 | 2'05.418 | 35.425 | 34.769 | 23.036 | 32.188 | 212.1 | 9 | 2'03.315 | 34.699 | 34.309 | 22.625 | 31.682 | 216.0 |
| 8 | 2'05.288 | 35.264 | 34.709 | 23.309 | 32.006 | 216.6 | 10 | 2'02.657 | 34.335 | 34.180 | 22.640 | 31.502 | 220.1 |
| 9 | 2'05.660 | 35.383 | 34.769 | 23.155 | 32.353 | 212.4 | 11 | 2'01.931 | 34.193 | 33.986 | 22.514 | 31.238 | 224.2 |
| 10 | 2'05.779 | 35.374 | 34.972 | 23.025 | 32.408 | 212.3 | 12 | 2'04.652 | 35.243 | 34.637 | 23.169 | 31.603 | 216.0 |
| 11 | 2'06.184 | 35.629 | 34.984 | 23.072 | 32.499 | 212.0 | 13 | 2'02.435 | 34.197 | 34.149 | 22.492 | 31.597 | 222.1 |
| 12 | 2'06.558 | 35.503 | 35.128 | 23.209 | 32.718 | 210.6 | 14 | 2'03.104 | 34.334 | 34.172 | 22.621 | 31.977 | 215.6 |
| 13 | 2'06.948 | 35.676 | 35.318 | 23.347 | 32.607 | 209.3 | | | | | | | |
| 14 | 2'06.735 | 35.691 | 35.162 | 23.209 | 32.673 | 210.4 | | | | | | | |
| 15 | 2'06.532 | 35.481 | 35.185 | 23.283 | 32.583 | 210.2 | | | | | | | |

19th 79 Ai OGURA Red Bull MotoGP Roo JPN
Runs=1 Total laps=15 Full laps=14

| | | | | | | |
|----|-----------------|---------------|---------------|---------------|---------------|--------------|
| 1 | 2'06.447 | 37.615 | 34.486 | 22.592 | 31.754 | 218.1 |
| 2 | 2'03.226 | 34.814 | 34.323 | 22.628 | 31.461 | 220.3 |
| 3 | 2'03.216 | 34.610 | 34.340 | 22.413 | 31.853 | 217.0 |
| 4 | 2'03.016 | 34.705 | 34.084 | 22.506 | 31.721 | 216.8 |
| 5 | 2'03.272 | 34.550 | 34.244 | 22.542 | 31.936 | 213.6 |
| 6 | 2'02.152 | 34.266 | 33.948 | 22.421 | 31.517 | 219.9 |
| 7 | 2'02.556 | 34.431 | 33.867 | 22.612 | 31.646 | 216.4 |
| 8 | 2'51.570 | 34.687 | 34.179 | 1'10.060 | 32.644 | 212.9 |
| 9 | 2'05.152 | 35.083 | 34.761 | 23.082 | 32.226 | 213.2 |
| 10 | 2'04.552 | 34.835 | 34.634 | 22.915 | 32.168 | 213.1 |
| 11 | 2'03.930 | 34.694 | 34.407 | 22.748 | 32.081 | 214.6 |
| 12 | 2'03.737 | 34.700 | 34.208 | 22.734 | 32.095 | 212.7 |
| 13 | 2'04.029 | 34.660 | 34.371 | 22.893 | 32.105 | 212.7 |
| 14 | 2'03.772 | 34.486 | 34.310 | 22.838 | 32.138 | 213.2 |
| 15 | 2'04.534 | 34.885 | 34.434 | 23.042 | 32.173 | 213.7 |

22nd 65 Can ÖNCÜ Red Bull MotoGP Roo TUR
Runs=1 Total laps=13 Full laps=11

| | | | | | | |
|----|-----------------|---------------|---------------|---------------|---------------|--------------|
| 1 | 2'06.628 | 37.438 | 34.846 | 22.724 | 31.620 | 217.5 |
| 2 | 2'02.920 | 34.731 | 34.300 | 22.669 | 31.220 | 223.3 |
| 3 | 2'04.210 | 34.814 | 34.714 | 23.195 | 31.487 | 221.2 |
| 4 | 2'02.368 | 34.377 | 34.305 | 22.707 | 30.979 | 223.3 |
| 5 | 2'03.435 | 34.879 | 34.467 | 22.682 | 31.407 | 211.2 |
| 6 | 2'01.939 | 34.160 | 34.107 | 22.630 | 31.042 | 222.7 |
| 7 | 2'02.215 | 34.375 | 33.875 | 22.579 | 31.386 | 220.9 |
| 8 | 2'04.303 | 34.659 | 34.239 | 22.727 | 32.678 | 213.8 |
| 9 | 2'03.297 | 34.541 | 34.036 | 22.865 | 31.855 | 212.3 |
| 10 | 2'03.808 | 34.784 | 34.578 | 22.610 | 31.836 | 219.7 |
| 11 | 2'03.490 | 35.393 | 34.191 | 22.584 | 31.322 | 222.4 |
| 12 | 2'02.849 | 34.588 | 34.432 | 22.643 | 31.186 | 222.1 |
| | unfinished | 34.262 | 34.022 | 22.372 | | |

20th 82 Lorán FABER Red Bull MotoGP Roo NED
Runs=1 Total laps=15 Full laps=14

| | | | | | | |
|----|-----------------|---------------|---------------|---------------|---------------|--------------|
| 1 | 2'10.884 | 40.401 | 35.319 | 23.451 | 31.713 | 220.9 |
| 2 | 2'06.033 | 35.604 | 35.214 | 23.203 | 32.012 | 216.5 |
| 3 | 2'06.496 | 35.933 | 35.201 | 23.200 | 32.162 | 213.6 |
| 4 | 2'06.241 | 35.552 | 34.874 | 23.501 | 32.314 | 214.9 |
| 5 | 2'06.505 | 35.999 | 34.938 | 23.363 | 32.205 | 212.4 |
| 6 | 2'06.164 | 35.788 | 34.959 | 23.184 | 32.233 | 212.5 |
| 7 | 2'06.703 | 35.967 | 34.946 | 23.382 | 32.408 | 209.6 |
| 8 | 2'06.978 | 35.943 | 35.054 | 23.492 | 32.489 | 211.7 |
| 9 | 2'07.031 | 36.163 | 35.112 | 23.387 | 32.369 | 212.5 |
| 10 | 2'06.866 | 35.913 | 35.044 | 23.474 | 32.435 | 211.0 |
| 11 | 2'07.100 | 35.968 | 35.245 | 23.449 | 32.438 | 211.8 |
| 12 | 2'07.223 | 36.132 | 35.197 | 23.495 | 32.399 | 211.1 |
| 13 | 2'07.415 | 36.045 | 35.176 | 23.577 | 32.617 | 210.6 |
| 14 | 2'08.033 | 36.370 | 35.393 | 23.618 | 32.652 | 211.4 |
| 15 | 2'07.607 | 36.376 | 35.205 | 23.558 | 32.468 | 212.7 |

21st 39 Kazuki MASAKI Red Bull MotoGP Roo JPN
Runs=1 Total laps=14 Full laps=13

| | | | | | | |
|---|-----------------|--------|--------|---------------|--------|-------|
| 1 | 2'05.869 | 36.916 | 34.525 | 22.613 | 31.815 | 214.2 |
| 2 | 2'03.433 | 35.086 | 34.336 | 22.444 | 31.567 | 217.0 |
| 3 | 2'03.292 | 34.426 | 34.200 | 22.843 | 31.823 | 217.6 |
| 4 | 2'03.274 | 34.756 | 34.072 | 22.538 | 31.908 | 212.8 |
| 5 | 2'02.888 | 34.704 | 34.367 | 22.537 | 31.280 | 219.0 |
| 6 | 2'02.362 | 34.235 | 34.058 | 22.358 | 31.711 | 213.7 |
| 7 | 2'03.040 | 34.216 | 34.006 | 22.751 | 32.067 | 216.6 |
| 8 | 4'28.882 | 34.556 | 34.122 | 2'47.768 | 32.436 | 214.4 |

Fastest Lap: Aleix VIU Red Bull MotoGP Roo SPA **2'02.525** 34.515 34.011 22.424 31.575

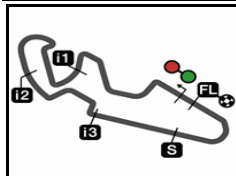
DORNA DATA PROCESSING TIMING SERVICE DORNA DATA PROCESSING TIMING SERVICE DORNA DATA PROCESSING TIMING SERVICE DORNA DATA PROCESSING TIMING SERVICE DORNA DATA PROCESSING TIMING SERVICE DORNA DATA PROCESSING TIMING SERVICE DORNA DATA PROCESSING TIMING SERVICE DORNA DATA PROCESSING TIMING SERVICE DORNA DATA PROCCESSS



| Rider | | <i>Points</i> | SPA | SPA | NED | NED | GER | GER | CZE | CZE | AUT | AUT | RSM | ARA | ARA | | | | | |
|--------------|--------------------------|---------------|------------|------------|------------|------------|------------|------------|------------|------------|------------|------------|------------|------------|------------|---|---|---|---|---|
| 13 | SALAC Filip | 65 | 2 | 2 | | | | | 18 | | | | 6 | 7 | 7 | | | | | |
| | | | 2-4 | 2-2 | - | - | - | - | 17-NC | -NS | - | - | 6-5 | 7-6 | 7-5 | - | - | - | - | - |
| 14 | KAWAKAMI Meikon | 65 | 16 | 16 | 8 | 8 | 14 | 14 | 6 | 6 | 5 | -5 | 11 | 12 | 12 | | | | | |
| | | | 16-10 | 16-11 | 8-9 | 8-NC | 14-6 | 14-14 | 6-8 | 6-5 | 5-11 | 23-21 | 11-8 | 12-NL | 12-13 | - | - | - | - | - |
| 15 | SOPPE Walid | 43 | 11 | 11 | 7 | 7 | 7 | 7 | 13 | 13 | 17 | 17 | 10 | | | | | | | |
| | | | 11-NC | 11-NC | 7-6 | 7-18 | 7-12 | 7-8 | 12-7 | 12-12 | 17-12 | 16-12 | 10-NL | - | - | - | - | - | - | - |
| 16 | ARTIGAS Xavier | 41 | 17 | 17 | 14 | 14 | 16 | 16 | 0 | 0 | 13 | 13 | 24 | 18 | 18 | | | | | |
| | | | 17-11 | 17-17 | 14-18 | 14-11 | 16-7 | 16-13 | 9-13 | 9-NC | 13-9 | 12-15 | 24-15 | 18-14 | 18-11 | - | - | - | - | - |
| 17 | KELLY Sean | 40 | 14 | 14 | 22 | 22 | 21 | 21 | 20 | 20 | 11 | 11 | 13 | 9 | 9 | | | | | |
| | | | 14-7 | 14-NC | 22-NC | 22-17 | 19-21 | 21-20 | 19-17 | 18-8 | 11-21 | 10-13 | 13-7 | 9-12 | 9-9 | - | - | - | - | - |
| 18 | STEEMAN Victor | 28 | 7 | 7 | 16 | 16 | 17 | 17 | 11 | 11 | 14 | 14 | 15 | 16 | 16 | | | | | |
| | | | 7-NL | 7-12 | 16-17 | 16-12 | 22-23 | 17-11 | 10-15 | 10-9 | 14-17 | 13-NC | 15-12 | 16-15 | 16-14 | - | - | - | - | - |
| 19 | DE VITS Sasha | 26 | 22 | 22 | 19 | 19 | 18 | 18 | 12 | 12 | 16 | 16 | 16 | 17 | 17 | | | | | |
| | | | 22-13 | 22-15 | 19-16 | 19-8 | 17-13 | 18-17 | 11-16 | 11-10 | 16-18 | 15-16 | 16-11 | 17-16 | 17-16 | - | - | - | - | - |
| 20 | PAAVILAINEN Peetu | 17 | | | 10 | 10 | 5 | 5 | | | | | 23 | 15 | 15 | | | | | |
| | | | - | - | 10-12 | 10-NC | 5-11 | 5-12 | - | - | - | - | 23-18 | 15-NC | 15-12 | - | - | - | - | - |
| 21 | JONES Dan | 11 | 23 | 23 | 15 | 15 | 11 | 11 | | | | | | 20 | | | | | | |
| | | | 23-17 | 23-16 | 15-13 | 15-10 | 11-14 | 11-NC | - | - | - | - | - | 20-NC | -NS | - | - | - | - | - |
| 22 | GIANNINI Gabriele | 11 | 10 | 10 | 21 | 21 | 19 | 19 | 21 | 21 | 22 | 22 | 20 | 19 | 19 | | | | | |
| | | | 10-14 | 10-13 | 21-19 | 21-15 | 23-16 | 19-18 | 20-14 | 19-14 | 22-20 | 21-18 | 20-16 | 19-DS | 19-15 | - | - | - | - | - |
| 23 | FABER Loran | 10 | 19 | 19 | 13 | 13 | 20 | 20 | 15 | 15 | 21 | 21 | 19 | 21 | 21 | | | | | |
| | | | 19-16 | 19-18 | 13-14 | 13-13 | 18-18 | 20-16 | 23-NC | 14-16 | 21-13 | 20-14 | 19-NC | 21-19 | 21-20 | - | - | - | - | - |
| 24 | BARTALESИ Lorenzo | 7 | 20 | 20 | 20 | 20 | 22 | 22 | 17 | 17 | 19 | 19 | 21 | 23 | 23 | | | | | |
| | | | 20-15 | 20-14 | 20-20 | 20-NC | 20-20 | 22-19 | 16-18 | 16-15 | 19-15 | 18-19 | 21-14 | 23-18 | 23-18 | - | - | - | - | - |
| 25 | NEILA Beatriz | 0 | | | 23 | 23 | 23 | 23 | 22 | 22 | 20 | 20 | 22 | 22 | 22 | | | | | |
| | | | - | - | 23-NC | 23-19 | 21-22 | 23-21 | 21-20 | 20-17 | 20-16 | 19-17 | 22-17 | 22-17 | 22-17 | - | - | - | - | - |

NC=Not classified NL=Not finished first lap NP=Not started race re-start N2=Not finished first lap race re-start EX=Excluded NS=Not Started DS=Disqualified

DORNA DATA PROCESSING TIMING SERVICE DORNA DATA PROCESSING TIMING SERVICE DORNA DATA PROCESSING TIMING SERVICE DORNA DATA PROCESSING TIMING SERVICE DORNA DATA PROCESSING TIMING SERVICE DORNA DATA PROCESSING TIMING SERVICE DORNA DATA PROCESSING TIMING SERVICE DORNA DATA PROCESSING TIMING SERVICE DORNA DATA PROCESSING TIMING SERVICE DORNA DATA PROCESSING TIMING SERVICE DORNA DATA PROCESSING TIMING SERVICE DORNA DATA PROCESSING TIMING SERVICE DORNA DATA PROCESSING TIMING SERVICE DORNA DATA PROCESSING TIMING SERVICE DORNA DATA PROCESSING TIMING SERVICE



5077 m.

GRAN PREMIO MOVISTAR DE ARAGÓN

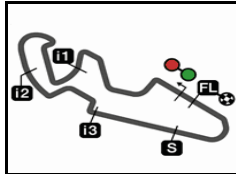
Race Nr. 2

Top Speed & Average

RookiesCup



| Rider | Nation | Motorcycle | Top 5 speeds | | | | | Average | Top |
|----------------------|--------|------------|--------------|-------|-------|-------|-------|---------|--------------|
| 69 Rory SKINNER | GBR | KTM | 225.3 | 225.0 | 223.2 | 222.8 | 222.1 | 223.7 | 225.3 |
| 36 Beatriz NEILA | SPA | KTM | 224.9 | 221.8 | 220.8 | 218.5 | 216.3 | 220.5 | 224.9 |
| 52 Deniz ÖNCÜ | TUR | KTM | 224.4 | 223.7 | 223.7 | 221.9 | 221.9 | 223.1 | 224.4 |
| 6 Ryusei YAMANAKA | JPN | KTM | 224.2 | 223.7 | 222.3 | 220.9 | 220.7 | 222.4 | 224.2 |
| 39 Kazuki MASAKI | JPN | KTM | 224.2 | 222.1 | 220.1 | 219.0 | 217.6 | 220.6 | 224.2 |
| 44 Kevin ORGIS | GER | KTM | 224.2 | 221.6 | 219.4 | 218.3 | 216.2 | 219.9 | 224.2 |
| 12 Filip SALAC | CZE | KTM | 224.0 | 223.2 | 222.2 | 220.9 | 220.1 | 222.1 | 224.0 |
| 43 Steward GARCIA | COL | KTM | 223.9 | 222.4 | 221.8 | 221.5 | 220.5 | 222.0 | 223.9 |
| 83 Meikon KAWAKAMI | BRA | KTM | 223.9 | 221.3 | 220.5 | 219.9 | 218.7 | 220.9 | 223.9 |
| 24 Xavier ARTIGAS | SPA | KTM | 223.8 | 223.6 | 219.3 | 216.7 | 216.4 | 219.4 | 223.8 |
| 28 Adrian CARRASCO | SPA | KTM | 223.5 | 223.0 | 223.0 | 222.2 | 222.1 | 222.8 | 223.5 |
| 65 Can ÖNCÜ | TUR | KTM | 223.3 | 223.3 | 222.7 | 222.4 | 222.1 | 222.8 | 223.3 |
| 40 Sean KELLY | USA | KTM | 222.8 | 218.4 | 218.4 | 218.4 | 216.9 | 218.6 | 222.8 |
| 9 Sasha DE VITS | BEL | KTM | 222.4 | 221.2 | 220.2 | 219.1 | 217.4 | 220.1 | 222.4 |
| 22 Peetu PAAVILAINEN | FIN | KTM | 222.2 | 221.8 | 220.8 | 218.5 | 217.9 | 220.2 | 222.2 |
| 21 Victor STEEMAN | NED | KTM | 221.9 | 220.9 | 220.3 | 218.4 | 218.0 | 219.9 | 221.9 |
| 19 Lorenzo BARTALESI | ITA | KTM | 221.4 | 217.9 | 216.6 | 212.4 | 212.3 | 216.1 | 221.4 |
| 82 Loran FABER | NED | KTM | 220.9 | 216.5 | 214.9 | 213.6 | 212.7 | 215.7 | 220.9 |
| 79 Ai OGURA | JPN | KTM | 220.3 | 219.9 | 218.1 | 217.0 | 216.8 | 218.4 | 220.3 |
| 20 Omar BONOLI | ITA | KTM | 220.0 | 219.9 | 218.8 | 218.4 | 217.7 | 219.0 | 220.0 |
| 11 Gabriele GIANNINI | ITA | KTM | 218.7 | 218.6 | 215.5 | 215.4 | 215.4 | 216.7 | 218.7 |
| 81 Aleix VIU | SPA | KTM | 216.3 | 215.6 | 214.4 | 214.3 | 214.2 | 215.0 | 216.3 |




5077 m.

GRAN PREMIO MOVISTAR DE ARAGÓN

Race Nr. 2

Fastest Laps Sequence

RookiesCup

| Lap | Race Time |  Rider | Nation | Motorcycle | Time | Km/h | Riders's Lap |
|-----|-----------|---|--------|------------|----------|-------|--------------|
| 2 | 4'09.302 | 39 Kazuki MASAKI | JPN | KTM | 2'03.433 | 148.0 | 2 |
| 2 | 4'09.369 | 81 Aleix VIU | SPA | KTM | 2'03.424 | 148.0 | 2 |
| 2 | 4'09.548 | 65 Can ÖNCÜ | TUR | KTM | 2'02.920 | 148.6 | 2 |
| 2 | 4'10.395 | 6 Ryusei YAMANAKA | JPN | KTM | 2'02.283 | 149.4 | 2 |
| 6 | 12'21.329 | 79 Ai OGURA | JPN | KTM | 2'02.152 | 149.6 | 6 |
| 6 | 12'21.500 | 65 Can ÖNCÜ | TUR | KTM | 2'01.939 | 149.8 | 6 |
| 12 | 25'00.943 | 39 Kazuki MASAKI | JPN | KTM | 2'01.931 | 149.8 | 11 |