Circuit Ricardo Tormo

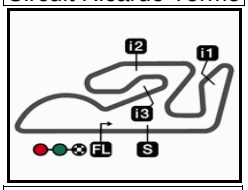

4005 m.

Results and timing service provided by TISSOT

RookiesCup

GRAN PREMIO MOTUL DE LA COMUNITAT VALENCIANA

Qualifying Practice

Classification

		Rider	Nation	Team	Motorcycle	Time	Lap	Total	Gap		Top Speed
1	18	**Angel PIQUERAS**	SPA	Red Bull MotoGP Rookies Cup	KTM	**1'42.684**	11	12			**217.5**
2	67	**Casey O'GORMAN**	IRL	Red Bull MotoGP Rookies Cup	KTM	**1'42.711**	13	14	0.027	0.027	**216.9**
3	28	**Máximo QUILES**	SPA	Red Bull MotoGP Rookies Cup	KTM	**1'42.724**	6	14	0.040	0.013	**218.9**
4	99	**José Antonio RUEDA**	SPA	Red Bull MotoGP Rookies Cup	KTM	**1'42.969**	8	14	0.285	0.245	**218.2**
5	95	**Collin VEIJER**	NED	Red Bull MotoGP Rookies Cup	KTM	**1'43.192**	12	12	0.508	0.223	**211.5**
6	58	**Luca LUNETTA**	ITA	Red Bull MotoGP Rookies Cup	KTM	**1'43.294**	4	13	0.610	0.102	**214.8**
7	69	**Marcos RUDA**	SPA	Red Bull MotoGP Rookies Cup	KTM	**1'43.409**	6	14	0.725	0.115	**216.2**
8	27	**Rico SALMELA**	FIN	Red Bull MotoGP Rookies Cup	KTM	**1'43.571**	3	6	0.887	0.162	**216.9**
9	14	**Cormac BUCHANAN**	NZE	Red Bull MotoGP Rookies Cup	KTM	**1'43.711**	5	5	1.027	0.140	**208.3**
10	29	**Harrison VOIGHT**	AUS	Red Bull MotoGP Rookies Cup	KTM	**1'43.962**	3	14	1.278	0.251	**214.2**
11	5	**Tatchakorn BUASRI**	THA	Red Bull MotoGP Rookies Cup	KTM	**1'44.038**	5	13	1.354	0.076	**214.2**
12	93	**Arbi ADITAMA**	INA	Red Bull MotoGP Rookies Cup	KTM	**1'44.113**	6	14	1.429	0.075	**214.8**
13	78	**Jakob ROSENTHALER**	AUT	Red Bull MotoGP Rookies Cup	KTM	**1'44.203**	11	14	1.519	0.090	**214.2**
14	42	**Soma GÖRBE**	HUN	Red Bull MotoGP Rookies Cup	KTM	**1'44.223**	12	13	1.539	0.020	**210.9**
15	57	**Danial SHAHRIL**	MAL	Red Bull MotoGP Rookies Cup	KTM	**1'44.268**	6	14	1.584	0.045	**213.5**
16	12	**Jacob ROULSTONE**	AUS	Red Bull MotoGP Rookies Cup	KTM	**1'44.432**	8	11	1.748	0.164	**212.2**
17	21	**Demis MIHAILA**	ITA	Red Bull MotoGP Rookies Cup	KTM	**1'44.510**	6	10	1.826	0.078	**212.8**
18	55	**Alex VENTURINI**	ITA	Red Bull MotoGP Rookies Cup	KTM	**1'44.761**	4	14	2.077	0.251	**217.5**
19	81	**Lorenz LUCIANO**	BEL	Red Bull MotoGP Rookies Cup	KTM	**1'44.952**	6	8	2.268	0.191	**217.5**
20	48	**Gabin PLANQUES**	FRA	Red Bull MotoGP Rookies Cup	KTM	**1'45.162**	12	13	2.478	0.210	**214.2**
21	9	**Freddie HEINRICH**	GER	Red Bull MotoGP Rookies Cup	KTM	**1'46.096**	4	13	3.412	0.934	**210.2**
22	10	**Guillermo MORENO**	MEX	Red Bull MotoGP Rookies Cup	KTM	**1'46.339**	6	14	3.655	0.243	**210.2**

Practice condition: **Dry**
Air: 21°
Humidity: 23%
Ground: 36°

Fastest Lap:	Lap: 11	**Angel PIQUERAS**	**1'42.684**	140.4 Km/h
Best Race Lap:	2020	**David MUÑOZ**	**1'41.664**	141.8 Km/h
All Time Lap Record:	2020	**Daniel HOLGADO**	**1'41.486**	142.0 Km/h

The results are provisional until the end of the limit for protest and appeals.

Time limit for protest expires 30' after publication of the results - ..... Time: .....

DORNA DATA PROCESSING -TIMING SERVICE DORNA DATA PROCESSING TIMING SERVICE DORNA DATA PROCESSING TIMING SERVICE DORNA DATA PROCESSING TIMING SERVICE DORNA DATA PROCESSING TIMING SERVICE DORNA DATA PROCESSING TIMING SERVICE DORNA DATA PROCESSING TIMING SERVICE DORNA DATA PROCESSING TIMING SERVICE DORNA DATA PROCCEESSS

Cheste, Friday, November 04, 2022

Circuit Ricardo Tormo Results and timing service provided by TISSOT

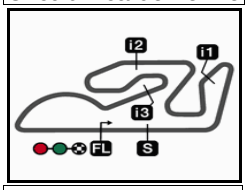

4005 m.

RookiesCup

GRAN PREMIO MOTUL DE LA COMUNITAT VALENCIANA

Qualifying Practice

Top Speed & Average

	Rider	Nation	Motorcycle	Top 5 speeds					Average	Top
28	**Máximo QUILES**	**SPA**	KTM	218.9	214.8	214.8	214.8	214.2	215.5	**218.9**
99	**José Antonio RUEDA**	**SPA**	KTM	218.2	212.8	212.8	212.8	212.2	213.3	**218.2**
18	**Angel PIQUERAS**	**SPA**	KTM	217.5	214.8	214.2	212.8	212.8	214.2	**217.5**
55	**Alex VENTURINI**	**ITA**	KTM	217.5	213.5	210.9	209.6	209.6	212.2	**217.5**
81	**Lorenz LUCIANO**	**BEL**	KTM	217.5	213.5	212.2	209.6	208.3	211.6	**217.5**
27	**Rico SALMELA**	**FIN**	KTM	216.9	212.8	212.2	212.2	209.6	212.7	**216.9**
67	**Casey O'GORMAN**	**IRL**	KTM	216.9	213.5	213.5	211.5	211.5	213.1	**216.9**
69	**Marcos RUDA**	**SPA**	KTM	216.2	216.2	215.5	214.8	214.8	215.5	**216.2**
58	**Luca LUNETTA**	**ITA**	KTM	214.8	214.2	212.8	212.2	211.5	213.1	**214.8**
93	**Arbi ADITAMA**	**INA**	KTM	214.8	214.2	212.8	212.2	211.5	212.8	**214.8**
5	**Tatchakorn BUASRI**	**THA**	KTM	214.2	213.5	213.5	212.8	212.2	213.1	**214.2**
29	**Harrison VOIGHT**	**AUS**	KTM	214.2	214.2	214.2	212.2	207.7	211.7	**214.2**
48	**Gabin PLANQUES**	**FRA**	KTM	214.2	211.5	210.9	210.2	210.2	211.4	**214.2**
78	**Jakob ROSENTHALER**	**AUT**	KTM	214.2	210.9	210.2	210.2	209.6	211.0	**214.2**
57	**Danial SHAHRIL**	**MAL**	KTM	213.5	211.5	211.5	210.9	210.2	210.9	**213.5**
21	**Demis MIHAILA**	**ITA**	KTM	212.8	211.5	210.9	208.9	208.3	210.5	**212.8**
12	**Jacob ROULSTONE**	**AUS**	KTM	212.2	212.2	212.2	211.5	211.5	211.9	**212.2**
95	**Collin VEIJER**	**NED**	KTM	211.5	210.2	210.2	209.6	208.9	209.9	**211.5**
42	**Soma GÖRBE**	**HUN**	KTM	210.9	210.2	208.9	208.3	208.3	209.2	**210.9**
9	**Freddie HEINRICH**	**GER**	KTM	210.2	209.6	208.3	207.1	206.4	208.0	**210.2**
10	**Guillermo MORENO**	**MEX**	KTM	210.2	209.6	208.3	207.7	205.2	207.7	**210.2**
14	**Cormac BUCHANAN**	**NZE**	KTM	208.3	207.7	207.7	207.1		207.7	**208.3**

DORNA DATA PROCESSING TIMING SERVICE DORNA DATA PROCESSING TIMING SERVICE DORNA DATA PROCESSING TIMING SERVICE DORNA DATA PROCESSING TIMING SERVICE DORNA DATA PROCESSING TIMING SERVICE DORNA DATA PROCESSING TIMING SERVICE DORNA DATA PROCESSING TIMING SERVICE DORNA DATA PROCCEESSS

Cheste, Friday, November 04, 2022

Circuit Ricardo Tormo

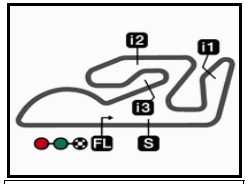

4005 m.

Results and timing service provided by TISSOT

RookiesCup

GRAN PREMIO MOTUL DE LA COMUNITAT VALENCIANA

Qualifying Practice

Best Partial Times

IT *Ideal Lap Time, sum of the best partial times* ***BT*** *Best Lap Time*

	T1		T2		T3		T4						
Pos	Rider	Time	Rider	Time	Rider	Time	Rider	Time	Pos	Rider	IT	BT	
1	C.O'GORMAN	23.734	A.PIQUERAS	27.006	C.O'GORMAN	23.499	A.PIQUERAS	28.172	1	**C.O'GORMAN**	1'42.525	1'42.711	(2)
2	**M.QUILES**	**23.739**	**C.O'GORMAN**	**27.063**	**L.LUNETTA**	**23.503**	**M.QUILES**	**28.175**	2	**A.PIQUERAS**	1'42.526	1'42.684	(1)
3	A.PIQUERAS	23.810	J.RUEDA	27.100	M.QUILES	23.504	C.O'GORMAN	28.229	3	**M.QUILES**	1'42.640	1'42.724	(3)
4	**R.SALMELA**	**23.814**	**R.SALMELA**	**27.110**	**J.RUEDA**	**23.509**	**J.RUEDA**	**28.236**	4	**J.RUEDA**	1'42.813	1'42.969	(4)
5	M.RUDA	23.860	H.VOIGHT	27.143	C.VEIJER	23.525	R.SALMELA	28.282	5	**R.SALMELA**	1'42.821	1'43.571	(8)
6	**L.LUNETTA**	**23.954**	**C.VEIJER**	**27.173**	**A.PIQUERAS**	**23.538**	**M.RUDA**	**28.397**	6	**M.RUDA**	1'43.110	1'43.409	(7)
7	J.RUEDA	23.968	M.QUILES	27.222	M.RUDA	23.604	C.VEIJER	28.403	7	**C.VEIJER**	1'43.166	1'43.192	(5)
8	**A.ADITAMA**	**24.034**	**M.RUDA**	**27.249**	**R.SALMELA**	**23.615**	**H.VOIGHT**	**28.518**	8	**L.LUNETTA**	1'43.235	1'43.294	(6)
9	G.PLANQUES	24.049	L.LUNETTA	27.256	H.VOIGHT	23.621	L.LUNETTA	28.522	9	**H.VOIGHT**	1'43.515	1'43.962	(10)
10	**C.BUCHANAN**	**24.051**	**L.LUCIANO**	**27.297**	**J.ROULSTONE**	**23.745**	**C.BUCHANAN**	**28.571**	10	**C.BUCHANAN**	1'43.679	1'43.711	(9)
11	D.SHAHRIL	24.057	S.GÖRBE	27.298	C.BUCHANAN	23.753	D.SHAHRIL	28.579	11	**J.ROSENTHAL**	1'43.858	1'44.203	(13)
12	**C.VEIJER**	**24.065**	**C.BUCHANAN**	**27.304**	**S.GÖRBE**	**23.761**	**T.BUASRI**	**28.602**	12	**J.ROULSTONE**	1'43.882	1'44.432	(16)
13	J.ROULSTONE	24.086	J.ROSENTHALE	27.320	L.LUCIANO	23.814	A.ADITAMA	28.619	13	**S.GÖRBE**	1'43.907	1'44.223	(14)
14	**J.ROSENTHALE**	**24.088**	**J.ROULSTONE**	**27.347**	**J.ROSENTHALE**	**23.816**	**J.ROSENTHALE**	**28.634**	14	**T.BUASRI**	1'43.956	1'44.038	(11)
15	T.BUASRI	24.142	D.SHAHRIL	27.381	T.BUASRI	23.818	S.GÖRBE	28.698	15	**L.LUCIANO**	1'43.973	1'44.952	(19)
16	**L.LUCIANO**	**24.149**	**T.BUASRI**	**27.394**	**D.MIHAILA**	**23.851**	**J.ROULSTONE**	**28.704**	16	**D.SHAHRIL**	1'43.988	1'44.268	(15)
17	S.GÖRBE	24.150	A.VENTURINI	27.416	A.ADITAMA	23.910	D.MIHAILA	28.707	17	**A.ADITAMA**	1'44.046	1'44.113	(12)
18	**H.VOIGHT**	**24.233**	**A.ADITAMA**	**27.483**	**G.PLANQUES**	**23.916**	**L.LUCIANO**	**28.713**	18	**D.MIHAILA**	1'44.389	1'44.510	(17)
19	A.VENTURINI	24.251	D.MIHAILA	27.515	F.HEINRICH	23.961	A.VENTURINI	28.813	19	**G.PLANQUES**	1'44.399	1'45.162	(20)
20	**D.MIHAILA**	**24.316**	**G.PLANQUES**	**27.572**	**D.SHAHRIL**	**23.971**	**G.PLANQUES**	**28.862**	20	**A.VENTURINI**	1'44.476	1'44.761	(18)
21	F.HEINRICH	24.572	F.HEINRICH	27.617	A.VENTURINI	23.996	F.HEINRICH	28.998	21	**F.HEINRICH**	1'45.148	1'46.096	(21)
22	**G.MORENO**	**24.660**	**G.MORENO**	**28.021**	**G.MORENO**	**24.234**	**G.MORENO**	**29.230**	22	**G.MORENO**	1'46.145	1'46.339	(22)

DORNA DATA PROCESSING -TIMING SERVICE DORNA DATA PROCESSING TIMING SERVICE DORNA DATA PROCESSING TIMING SERVICE DORNA DATA PROCESSING TIMING SERVICE DORNA DATA PROCESSING TIMING SERVICE DORNA DATA PROCESSING TIMING SERVICE DORNA DATA PROCESSING TIMING SERVICE DORNA DATA PROCCEESSS

Circuit Ricardo Tormo Results and timing service provided by TISSOT

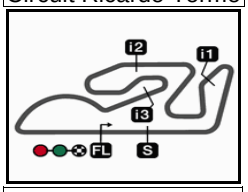

4005 m.

RookiesCup

GRAN PREMIO MOTUL DE LA COMUNITAT VALENCIANA

Qualifying Practice

Fastest Laps Sequence

Practice Time	Rider	Nation	Motorcycle	Time	Km/h	Rider's Lap
4'18.863	67 **Casey O'GORMAN**	IRL	KTM	**1'45.034**	137.2	2
4'18.898	28 **Máximo QUILES**	SPA	KTM	**1'44.262**	138.2	2
6'04.081	99 **José Antonio RUEDA**	SPA	KTM	**1'43.735**	138.9	3
6'25.851	27 **Rico SALMELA**	FIN	KTM	**1'43.571**	139.2	3
6'27.238	18 **Angel PIQUERAS**	SPA	KTM	**1'43.424**	139.4	3
8'11.271	58 **Luca LUNETTA**	ITA	KTM	**1'43.294**	139.5	4
11'15.587	67 **Casey O'GORMAN**	IRL	KTM	**1'43.270**	139.6	6
11'16.586	28 **Máximo QUILES**	SPA	KTM	**1'42.724**	140.3	6
23'27.974	67 **Casey O'GORMAN**	IRL	KTM	**1'42.711**	140.3	13
23'31.781	18 **Angel PIQUERAS**	SPA	KTM	**1'42.684**	140.4	11

DORNA DATA PROCESSING ,TIMING SERVICE DORNA DATA PROCESSING TIMING SERVICE DORNA DATA PROCESSING TIMING SERVICE DORNA DATA PROCESSING TIMING SERVICE DORNA DATA PROCESSING TIMING SERVICE DORNA DATA PROCESSING TIMING SERVICE DORNA DATA PROCESSING TIMING SERVICE DORNA DATA PROCESSING TIMING SERVICE DORNA DATA PROCCEESSS

Cheste, Friday, November 04, 2022

Circuit Ricardo Tormo

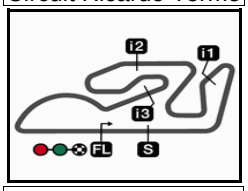

4005 m.

Results and timing service provided by TISSOT

RookiesCup

GRAN PREMIO MOTUL DE LA COMUNITAT VALENCIANA

Qualifying Practice

Chronological Analysis of Performances

** Lap / Sector time cancelled*
P Crossing the finish line in pit lane
T1 Time from finish line to 1st intermediate
T2 Time from 1st intermed. to 2nd intermed.
T3 Time from 2nd intermed. to 3rd intermed.
T4 Time from 3rd intermediate to finish line

1st 18 Angel PIQUERAS — Red Bull MotoGP Roo — SPA

Lap	Lap Time		T1	T2	T3	T4	Speed
1	2'52.815		26.920	31.141	26.910	32.267	
2	1'50.999	*	24.482	29.755*	27.726	29.036	214.8
3	**1'43.424**		23.966	27.341	23.725	28.392	214.2
4	1'43.485	*	23.810	27.018	23.538	29.119*	217.5
5	1'50.323	P	25.06*	28.305	24.476	32.477	210.2
6	2'07.737	*	22.612	27.647	23.921	28.699*	
7	1'45.220	P	24.186	27.353	23.858	29.823	207.7
8	3'19.894	P	26.255	28.962	25.118	32.785	
9	2'51.281		23.697	28.319	24.673	28.465	
10	**1'43.919**		24.114	27.647	23.570	28.588	212.8
11	**1'42.684**		23.883	27.006	23.623	28.172	212.8
12	**1'43.731**		23.898	27.149	23.916	28.768	212.8
13	**1'43.503**		23.989	27.333	23.843	28.338	211.5
14	**1'47.915**		27.104	27.671	23.756	29.384	210.2

2nd 67 Casey O'GORMAN — Red Bull MotoGP Roo — IRL

Lap	Lap Time		T1	T2	T3	T4	Speed
1	2'33.829		23.670	29.240	24.869	29.169	
2	**1'45.034**		24.119	27.758	24.391	28.766	213.5
3	1'44.028	*	23.891	27.559	23.868	28.710*	210.2
4	**1'43.496**		24.124	27.304	23.631	28.437	211.5
5	**1'45.930**		25.917	27.275	23.817	28.921	208.3
6	**1'43.270**		24.026	27.104	23.499	28.641	208.9
7	1'45.181	*	25.528	27.299	23.888	28.466*	213.5
8	**1'42.809**		23.734	27.087	23.649	28.339	216.9
9	1'46.965	*	24.411	27.445	26.389	28.720*	208.9
10	1'43.254	*	24.115	27.144*	23.608	28.387	211.5
11	**1'43.099**		24.079	27.148	23.615	28.257	208.9
12	1'48.368	*	24.875	27.548	27.342	28.603*	208.3
13	**1'42.711**		23.816	27.063	23.603	28.229	211.5
14	1'44.955	*	24.073	28.081	24.384	28.417*	210.2

3rd 28 Máximo QUILES — Red Bull MotoGP Roo — SPA

Lap	Lap Time		T1	T2	T3	T4	Speed
1	2'34.636		25.252	28.857	25.113	29.352	
2	**1'44.262**		23.854	27.654	24.244	28.510	214.8
3	1'43.460	*	23.739	27.361	23.765	28.595*	214.8
4	1'44.644	*	25.18*	27.291	23.630	28.534	212.2
5	1'46.860	*	27.09*	27.682	23.761	28.327	212.8
6	**1'42.724**		23.823	27.222	23.504	28.175	212.2
7	**1'43.216**		23.794	27.252	23.692	28.478	218.9
8	**1'45.304**		23.867	28.168	24.473	28.796	212.2
9	**1'43.531**		23.964	27.425	23.634	28.508	212.8
10	1'47.898	*	24.04*	27.874*	26.794	29.187	211.5
11	**1'43.847**		24.084	27.422	23.861	28.480	214.2
12	1'43.277	*	23.908	27.305	23.688	28.376*	214.8

4th 99 José Antonio RUED — Red Bull MotoGP Roo — SPA

Lap	Lap Time		T1	T2	T3	T4	Speed
1	2'36.051		23.030	28.633	24.204	29.206	
2	**1'44.295**		24.251	27.653	23.828	28.563	212.2
3	**1'43.735**		24.023	27.426	23.720	28.566	218.2
4	1'43.418	*	24.16*	27.336	23.509	28.410	212.8
5	1'44.033	*	24.091	27.499	23.874	28.569*	212.8
6	**1'43.955**		24.342	27.420	23.535	28.658	208.3
7	1'45.168	*	25.314	27.553*	23.784	28.517	211.5
8	**1'42.969**		23.968	27.100	23.665	28.236	212.8
9	**1'44.000**		24.106	27.512	23.665	28.717	212.2
10	1'47.570	*	25.616	27.573*	24.609	29.772	208.9
11	**1'43.911**		24.259	27.482	23.683	28.487	212.2
12	**1'43.809**		24.126	27.322	23.607	28.754	209.6
13	**1'44.755**		24.834	27.611	23.765	28.545	208.3
14	**1'44.961**		24.318	27.657	23.954	29.032	210.2

5th 95 Collin VEIJER — Red Bull MotoGP Roo — NED

Lap	Lap Time		T1	T2	T3	T4	Speed
1	2'58.073		23.434	29.161	24.420	30.059	
2	**1'44.846**		24.236	27.836	23.890	28.884	208.9
3	**1'43.909**		24.209	27.471	23.626	28.603	210.2
4	1'44.047	*	24.071	27.173	23.772	29.031*	210.2
5	1'47.275	P	24.395	28.010	24.179	30.691	211.5
6	2'06.681		22.444	27.733	23.885	29.334	
7	1'45.731	P	24.260	27.624	23.733	30.114	209.6
8	2'46.521		22.361	27.846	23.818	29.017	
9	**1'44.020**		24.293	27.386	23.652	28.689	206.4
10	1'43.875	*	24.252	27.361	23.687	28.575*	207.1
11	**1'43.644**		24.148	27.317	23.525	28.654	207.7
12	**1'43.192**		24.065	27.189	23.535	28.403	206.4
	unfinished		24.066				208.9

6th 58 Luca LUNETTA — Red Bull MotoGP Roo — ITA

Lap	Lap Time		T1	T2	T3	T4	Speed
1	2'54.154		24.154	29.888	26.687	31.914	
2	1'49.982	*	24.238	28.897	26.809	30.038*	211.5
3	**1'43.841**		24.013	27.516	23.776	28.536	212.2
4	**1'43.294**		23.954	27.315	23.503	28.522	212.8
5	1'48.419	P	24.201	27.731	25.059	31.428	214.8
6	2'06.020	*	22.304	27.575*	23.715	29.407	
7	1'45.470	P	24.062	27.617	24.076	29.715	209.6
8	2'39.947		23.530	28.206	24.763	29.483	

Fastest Lap:	Angel PIQUERAS	Red Bull MotoGP Roo	SPA	**1'42.684**	23.883	27.006	23.623	28.172

DORNA DATA PROCESSING TIMING SERVICE DORNA DATA PROCESSING TIMING SERVICE DORNA DATA PROCESSING TIMING SERVICE DORNA DATA PROCESSING TIMING SERVICE DORNA DATA PROCESSING TIMING SERVICE DORNA DATA PROCESSING TIMING SERVICE DORNA DATA PROCESSING TIMING SERVICE DORNA DATA PROCCEESSS

Qualifying Practice

RookiesCup

7th 69 Marcos RUDA — Red Bull MotoGP Roo — SPA

Lap	Lap Time		T1	T2	T3	T4	Speed
1	2'37.183		22.537	28.675	24.517	28.964	
2	1'44.355	*	24.120	27.690	23.961	28.584*	212.2
3	**1'43.831**		24.010	27.507	23.834	28.480	214.8
4	1'43.586	*	24.067	27.290	23.734	28.495*	216.2
5	1'44.060	*	24.01*	27.663	23.890	28.494	211.5
6	**1'43.409**		23.965	27.365	23.604	28.475	210.9
7	**1'43.527**		24.037	27.357	23.736	28.397	214.8
8	1'45.676	*	23.860	28.009	24.171	29.636*	215.5
9	1'44.105	*	23.987	27.522	23.902	28.694*	213.5
10	1'45.620	*	25.077	27.650*	24.253	28.640	210.9
11	**1'44.142**		24.247	27.489	23.859	28.547	216.2
12	**1'43.601**		23.942	27.249	23.815	28.595	212.2
13	1'46.578	*	25.921	28.225*	24.094	28.338*	211.5
14	**1'43.686**		24.044	27.420	23.745	28.477	214.2

8th 27 Rico SALMELA — Red Bull MotoGP Roo — FIN

Lap	Lap Time		T1	T2	T3	T4	Speed
1	2'55.866		23.482	29.199	24.671	28.866	
2	**1'46.414**		24.257	27.899	25.629	28.629	216.9
3	**1'43.571**		23.897	27.345	23.809	28.520	212.8
	unfinished		23.814	27.110			212.2
4	**1'48.851**		24.714	30.578	24.778	28.781	
5	**1'44.384**		23.887	27.538	24.087	28.872	212.2
6	1'43.273	*	24.009	27.367*	23.615	28.282	209.6

9th 14 Cormac BUCHANA — Red Bull MotoGP Roo — NZE

Lap	Lap Time		T1	T2	T3	T4	Speed
1	2'51.973		24.568	30.530	27.064	30.796	
2	**1'45.083**		24.468	27.723	24.106	28.786	208.3
3	**1'44.203**		24.115	27.427	23.930	28.731	207.7
4	1'44.321	*	24.106	27.304	23.782	29.129*	207.7
5	**1'43.711**		24.051	27.336	23.753	28.571	207.1

10th 29 Harrison VOIGHT — Red Bull MotoGP Roo — AUS

Lap	Lap Time		T1	T2	T3	T4	Speed
1	2'58.295		23.241	29.003	24.623	29.995	
2	**1'44.737**		24.245	27.681	24.074	28.737	214.2
3	**1'43.962**		24.334	27.308	23.802	28.518	212.2
4	1'44.000	*	24.233	27.143	23.621	29.003*	214.2
5	1'48.117	P	24.79*	28.647	24.384	30.289	214.2
6	2'05.498	*	22.472	27.622	24.176	29.133*	
7	1'50.973	P	24.765	28.388	27.921	29.899	207.7
8	2'07.179	*	23.002	27.908*	24.470	29.298	
9	1'45.208	*	24.39*	27.753*	24.048	29.013	205.8
10	1'44.706	*	24.317	27.636	23.879	28.874*	205.8
11	1'46.538	*	25.274	27.898	24.142	29.224*	205.2
12	1'45.244	*	24.31*	27.472	24.537	28.923	206.4
13	**1'46.660**		24.651	28.241	24.330	29.438	205.2
14	**1'44.800**		24.386	27.442	23.993	28.979	207.7

11th 5 Tatchakorn BUASRI — Red Bull MotoGP Roo — THA

Lap	Lap Time		T1	T2	T3	T4	Speed
1	2'35.669	P	24.059	29.406	25.090	32.219	
2	2'09.979		25.097	28.328	24.668	29.607	
3	**1'44.652**		24.253	27.658	23.838	28.903	213.5
4	1'44.921	*	24.35*	27.537	23.877	29.155*	213.5
5	**1'44.038**		24.150	27.468	23.818	28.602	214.2
6	1'47.480	P	24.36*	27.509	23.848	31.763	212.8
7	3'18.272		33.632	29.150	24.586	30.250	
8	**1'44.970**		24.142	27.513	23.980	29.335	210.9
9	1'45.372	*	24.64*	27.717	24.085	28.922	212.2
10	**1'44.468**		24.299	27.394	23.867	28.908	209.6
11	1'55.490	P	24.885	29.353	25.036	36.216	210.2
12	2'42.250		24.065	28.253	24.123	29.343	
13	**1'44.879**		24.268	27.398	23.934	29.279	212.2

12th 93 Arbi ADITAMA — Red Bull MotoGP Roo — INA

Lap	Lap Time		T1	T2	T3	T4	Speed
1	2'38.848		23.331	28.906	24.896	29.495	
2	**1'45.694**		24.299	27.981	24.248	29.166	211.5
3	**1'46.328**		24.309	27.732	25.291	28.996	212.8
4	**1'45.261**		24.300	27.483	24.223	29.255	212.2
5	**1'47.405**		25.428	28.958	24.286	28.733	210.2
6	**1'44.113**		24.034	27.550	23.910	28.619	214.8
7	1'54.813	P	24.236	29.545	28.509	32.523	214.2
8	2'11.508		23.845	29.851	25.465	29.172	
9	**1'45.223**		24.089	27.659	24.327	29.148	211.5
10	**1'45.261**		24.356	27.837	24.167	28.901	208.3
11	**1'45.080**		24.267	27.522	24.141	29.150	210.2
12	**1'49.169**		27.815	27.801	24.406	29.147	208.9
13	**1'44.735**		24.327	27.534	24.006	28.868	208.9
14	**1'45.305**		24.252	27.562	24.454	29.037	210.9

13th 78 Jakob ROSENTHAL — Red Bull MotoGP Roo — AUT

Lap	Lap Time		T1	T2	T3	T4	Speed
1	2'39.393		26.374	28.745	24.839	29.459	
2	**1'45.404**		24.372	27.935	24.113	28.984	210.9
3	**1'45.468**		24.258	27.729	24.414	29.067	214.2
4	1'44.897	*	24.36*	27.707	23.972	28.857	209.6
5	**1'44.851**		24.088	27.932	24.072	28.759	208.9
6	1'45.732	*	24.80*	27.951	24.042	28.939	207.1
7	**1'44.676**		24.363	27.447	24.147	28.719	210.2
8	1'51.014	P	24.630	27.982	26.866	31.536	208.3
9	2'29.203	*	26.060	28.331*	24.317	29.015	
10	1'44.803	*	24.301	27.628	23.947	28.927*	208.9
11	**1'44.203**		24.279	27.457	23.816	28.651	208.3
12	**1'44.397**		24.348	27.320	23.867	28.862	206.4
13	**1'44.291**		24.446	27.361	23.850	28.634	206.4
14	**1'44.218**		24.313	27.362	23.821	28.722	210.2

14th 42 Soma GÖRBE — Red Bull MotoGP Roo — HUN

Lap	Lap Time		T1	T2	T3	T4	Speed
1	2'52.173		24.254	30.061	31.229	34.158	
2	**1'45.562**		24.429	27.885	24.266	28.982	210.2

Fastest Lap: Angel PIQUERAS — Red Bull MotoGP Roo — SPA — **1'42.684** — 23.883 — 27.006 — 23.623 — 28.172

DORNA DATA PROCESSING TIMING SERVICE DORNA DATA PROCESSING TIMING SERVICE DORNA DATA PROCESSING TIMING SERVICE DORNA DATA PROCESSING TIMING SERVICE DORNA DATA PROCESSING TIMING SERVICE DORNA DATA PROCESSING TIMING SERVICE DORNA DATA PROCESSING TIMING SERVICE DORNA DATA PROCESSING TIMING SERVICE DORNA DATA PROCCEESSS

Qualifying Practice

RookiesCup

15th 57 Danial SHAHRIL — Red Bull MotoGP Roo — MAL

Lap	Lap Time		T1	T2	T3	T4	Speed
1	2'42.633		24.140	29.963	25.758	29.087	
2	**1'45.776**		24.467	27.976	24.340	28.993	211.5
3	1'45.038	*	24.30*	27.665	24.266	28.807	213.5
4	1'45.000	*	24.216	27.499	24.348	28.937*	210.9
5	1'44.338	*	24.12*	27.514	24.094	28.605	210.2
6	**1'44.268**		24.057	27.462	24.170	28.579	210.2
7	1'55.296	P	27.574	28.773	25.113	33.836	211.5
8	2'10.439		24.422	29.301	25.314	29.185	
9	**1'45.029**		24.177	27.637	24.163	29.052	209.6
10	**1'44.333**		24.113	27.540	23.971	28.709	208.9
11	**1'50.137**		24.234	27.775	28.872	29.256	210.2
12	**1'44.676**		24.347	27.381	24.155	28.793	210.2
13	**1'44.394**		24.171	27.513	24.022	28.688	208.3
14	**1'44.757**		24.092	27.991	24.065	28.609	210.2

16th 12 Jacob ROULSTONE — Red Bull MotoGP Roo — AUS

Lap	Lap Time		T1	T2	T3	T4	Speed
1	2'55.618		24.524	29.451	27.619	31.884	
2	**1'45.518**		24.352	27.940	24.522	28.704	212.2
3	**1'45.183**		24.259	27.841	24.349	28.734	212.2
4	**1'44.514**		24.111	27.347	23.745	29.311	212.2
5	**1'45.053**		24.744	27.626	23.974	28.709	211.5
6	**1'48.735**		28.023	27.870	23.928	28.914	209.6
7	**1'44.797**		24.301	27.814	23.810	28.872	211.5
8	**1'44.432**		24.275	27.529	23.904	28.724	207.7
9	**1'44.718**		24.315	27.541	23.985	28.877	208.3
10	1'47.947	P	24.52*	28.243	24.008	31.171	208.3
11	3'03.360		22.950	27.734	23.905	28.710	
	unfinished		24.086				209.6

17th 21 Demis MIHAILA — Red Bull MotoGP Roo — ITA

Lap	Lap Time		T1	T2	T3	T4	Speed
1	2'33.877		26.191	30.401	26.543	29.794	
2	**1'46.243**		24.418	27.974	24.434	29.417	211.5
3	**1'44.789**		24.415	27.515	24.032	28.827	212.8
4	1'44.467	*	24.26*	27.520	23.943	28.742	208.3
5	1'53.930	*	26.36*	28.999	28.497	30.072	208.9
6	**1'44.510**		24.421	27.531	23.851	28.707	205.8
7	1'54.846	P	28.190	28.578	24.865	33.213	210.9
8	2'10.781		23.291	28.874	25.222	29.247	
9	4'14.211	P	24.316	2'44.640	29.631	35.624	206.4
10	6'22.269		26.364	31.189	25.901	30.291	

18th 55 Alex VENTURINI — Red Bull MotoGP Roo — ITA

Lap	Lap Time		T1	T2	T3	T4	Speed
1	2'31.029		26.747	32.196	30.842	33.336	
2	**1'48.676**		25.433	28.779	25.256	29.208	210.9
3	**1'45.905**		24.506	28.032	24.413	28.954	213.5
4	**1'44.761**		24.251	27.416	23.996	29.098	217.5
5	**1'45.965**		24.535	27.875	24.227	29.328	208.9
6	**1'48.871**		27.457	28.027	24.305	29.082	207.7
7	**1'45.441**		24.615	27.616	24.397	28.813	209.6
8	**1'45.779**		24.478	27.967	24.285	29.049	208.9
9	**1'50.167**		27.572	28.572	24.550	29.473	207.7
10	**1'50.717**		28.621	28.363	24.467	29.266	206.4
11	1'46.850	*	25.13*	27.841	24.528	29.344	209.6
12	**1'45.066**		24.397	27.464	24.140	29.065	208.3
13	1'45.542	*	24.529	27.991*	24.162	28.860	207.7
14	1'46.022	*	24.50*	28.005*	24.294	29.217	208.3

19th 81 Lorenz LUCIANO — Red Bull MotoGP Roo — BEL

Lap	Lap Time		T1	T2	T3	T4	Speed
1	2'33.652		24.876	30.544	25.811	30.026	
2	1'46.134	*	24.49*	27.835	24.615	29.194	209.6
3	1'45.561	*	24.863	27.701	24.099	28.898*	217.5
4	2'46.012	P	24.322	27.297	23.892	1'30.501	213.5
5	11'15.688		23.726	28.239	24.505	29.277	
6	**1'44.952**		24.436	27.442	24.069	29.005	208.3
7	**1'44.982**		24.405	27.603	24.049	28.925	208.3
8	1'44.054	*	24.149	27.378*	23.814	28.713	212.2

20th 48 Gabin PLANQUES — Red Bull MotoGP Roo — FRA

Lap	Lap Time		T1	T2	T3	T4	Speed
1	2'54.817		26.290	31.282	27.293	33.227	
2	**1'45.743**		24.314	28.121	24.381	28.927	211.5
3	**1'47.627**		25.828	28.208	24.631	28.960	209.6
4	1'44.560	*	24.049	27.601	23.916	28.994*	214.2
5	1'48.708	P	24.288	28.193	24.390	31.837	210.9
6	2'04.849	*	22.527	28.013*	24.003	28.862	
7	1'48.108	P	24.138	27.572	24.604	31.794	210.2
8	3'25.451		24.071	29.019	26.592	30.158	
9	1'45.995	*	24.48*	28.289	24.268	28.953	208.3
10	**1'45.337**		24.478	27.836	24.038	28.985	207.7
11	**1'48.296**		26.910	28.091	24.247	29.048	207.1
12	**1'45.162**		24.425	27.779	24.092	28.866	207.1
13	1'57.389	P	26.300	30.638	25.993	34.458	210.2

21st 9 Freddie HEINRICH — Red Bull MotoGP Roo — GER

Lap	Lap Time		T1	T2	T3	T4	Speed
1	2'30.583		25.065	29.991	35.640	32.128	
2	**1'48.361**		25.562	28.520	24.841	29.438	204.6
3	**1'46.253**		24.572	28.104	24.579	28.998	209.6
4	**1'46.096**		24.807	27.617	24.053	29.619	210.2
5	**1'46.870**		24.792	28.219	24.542	29.317	205.2
6	**1'46.772**		24.884	27.990	24.330	29.568	205.2
7	1'50.172	*	27.866	28.278	24.671	29.357*	206.4
8	**1'46.429**		24.680	27.873	24.634	29.242	206.4
9	1'54.022	P	25.90*	28.265	24.591	35.261	208.3
10	3'08.395		26.798	28.392	24.507	29.305	

Fastest Lap: Angel PIQUERAS — Red Bull MotoGP Roo — SPA — **1'42.684** — 23.883 — 27.006 — 23.623 — 28.172

DORNA DATA PROCESSING TIMING SERVICE DORNA DATA PROCESSING TIMING SERVICE DORNA DATA PROCESSING TIMING SERVICE DORNA DATA PROCESSING TIMING SERVICE DORNA DATA PROCESSING TIMING SERVICE DORNA DATA PROCESSING TIMING SERVICE DORNA DATA PROCESSING TIMING SERVICE DORNA DATA PROCESSING TIMING SERVICE DORNA DATA PROCCEESSS

Lap	Lap Time		T1	T2	T3	T4	Speed	Lap	Lap Time	T1	T2	T3	T4	Speed
11	**1'46.698**		25.017	28.049	24.473	29.159	204.0							
12	**1'46.109**		24.689	28.017	24.369	29.034	207.1							
13	1'45.716	*	24.754	27.863*	23.961	29.138	205.2							

22nd 10 Guillermo MORENO Red Bull MotoGP Roo MEX

1	2'30.717		26.645	30.667	30.882	32.052	
2	1'48.926	*	25.61*	28.855	24.866	29.587	208.3
3	**1'47.355**		25.178	28.299	24.391	29.487	210.2
4	**1'47.043**		24.795	28.150	24.430	29.668	207.7
5	**1'46.912**		24.810	28.413	24.337	29.352	204.0
6	**1'46.339**		24.660	28.021	24.234	29.424	204.6
7	**1'47.027**		24.705	28.222	24.511	29.589	209.6
8	**1'47.144**		24.828	28.213	24.736	29.367	203.4
9	**1'48.095**		25.105	28.281	24.519	30.190	205.2
10	**1'46.950**		24.871	28.376	24.384	29.319	204.0
11	**1'46.716**		24.734	28.159	24.364	29.459	205.2
12	**1'46.903**		24.752	28.147	24.429	29.575	204.0
13	1'46.983	*	24.764	28.478*	24.511	29.230	204.0
14	1'46.809	*	24.71*	28.321*	24.361	29.410*	204.6

Fastest Lap:	Angel PIQUERAS	Red Bull MotoGP Roo	SPA	**1'42.684**	23.883	27.006	23.623	28.172

DORNA DATA PROCESSING TIMING SERVICE DORNA DATA PROCESSING TIMING SERVICE DORNA DATA PROCESSING TIMING SERVICE DORNA DATA PROCESSING TIMING SERVICE DORNA DATA PROCESSING TIMING SERVICE DORNA DATA PROCESSING TIMING SERVICE DORNA DATA PROCESSING TIMING SERVICE DORNA DATA PROCESSING TIMING SERVICE DORNA DATA PROCCEESSS

Circuit Ricardo Tormo

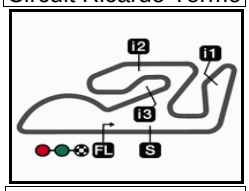

4005 m.

Results and timing service provided by TISSOT

Revised

RookiesCup

GRAN PREMIO MOTUL DE LA COMUNITAT VALENCIANA

Official Starting Grid

Race : 17 laps = 68.085 km

1	**3** 1'42.724 **28 Máximo QUILES** KTM	**2** 1'42.711 **67 Casey O'GORMAN** KTM	**1** 1'42.684 **18 Angel PIQUERAS** KTM
2	**6** 1'43.294 **58 Luca LUNETTA** KTM	**5** 1'43.192 **95 Collin VEIJER** KTM	**4** 1'42.969 **99 José Antonio RUEDA** KTM
3	**9** 1'43.711 **14 Cormac BUCHANAN** KTM	**8** 1'43.571 **27 Rico SALMELA** KTM	**7** 1'43.409 **69 Marcos RUDA** KTM
4	**12** 1'44.113 **93 Arbi ADITAMA** KTM	**11** 1'44.038 **5 Tatchakorn BUASRI** KTM	**10** 1'43.962 **29 Harrison VOIGHT** KTM
5	**15** 1'44.268 **57 Danial SHAHRIL** KTM	**14** 1'44.223 **42 Soma GÖRBE** KTM	**13** 1'44.203 **78 Jakob ROSENTHALER** KTM
6	**18** 1'44.761 **55 Alex VENTURINI** KTM	**17** 1'44.510 **21 Demis MIHAILA** KTM	**16** 1'44.432 **12 Jacob ROULSTONE** KTM
7	**21** 1'46.339 **10 Guillermo MORENO** KTM	**20** 1'46.096 **9 Freddie HEINRICH** KTM	**19** 1'44.952 **81 Lorenz LUCIANO** KTM

FIM Rookies Cup Stewards double long lap penalty for rider #18

The results are provisional until the end of the limit for protest and appeals and until the ratification of the Event Management Committee.

Time limit for protest expires 60' at the latest after publication of the results - . ..... Time: .....

DORNA DATA PROCESSING ,TIMING SERVICE DORNA DATA PROCESSING TIMING SERVICE DORNA DATA PROCESSING TIMING SERVICE DORNA DATA PROCESSING TIMING SERVICE DORNA DATA PROCESSING TIMING SERVICE DORNA DATA PROCESSING TIMING SERVICE DORNA DATA PROCESSING TIMING SERVICE DORNA DATA PROCESSING TIMING SERVICE DORNA DATA PROCCEESSS

Cheste, Friday, November 04, 2022