Circuit Ricardo Tormo

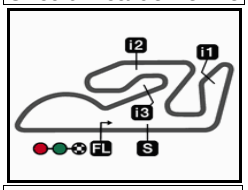

4005 m.

Results and timing service provided by TISSOT

RookiesCup

GRAN PREMIO MOTUL DE LA COMUNITAT VALENCIANA

Race Nr. 1

Classification after 17 laps = 68.085 km

Pos			Rider	Nation	Team	Motorcycle	Total Time	Km/h	Gap
1	25	58	**Luca LUNETTA**	ITA	Red Bull MotoGP Rookies Cup	KTM	**29'21.501**	139.1	
2	20	18	**Angel PIQUERAS**	SPA	Red Bull MotoGP Rookies Cup	KTM	**29'21.698**	139.1	0.197
3	16	28	**Máximo QUILES**	SPA	Red Bull MotoGP Rookies Cup	KTM	**29'21.851**	139.1	0.350
4	13	99	**José Antonio RUEDA**	SPA	Red Bull MotoGP Rookies Cup	KTM	**29'21.858**	139.1	0.357
5	11	67	**Casey O'GORMAN**	IRL	Red Bull MotoGP Rookies Cup	KTM	**29'21.861**	139.1	0.360
6	10	27	**Rico SALMELA**	FIN	Red Bull MotoGP Rookies Cup	KTM	**29'21.958**	139.1	0.457
7	9	95	**Collin VEIJER**	NED	Red Bull MotoGP Rookies Cup	KTM	**29'22.032**	139.1	0.531
8	8	69	**Marcos RUDA**	SPA	Red Bull MotoGP Rookies Cup	KTM	**29'22.411**	139.0	0.910
9	7	14	**Cormac BUCHANAN**	NZE	Red Bull MotoGP Rookies Cup	KTM	**29'32.470**	138.2	10.969
10	6	29	**Harrison VOIGHT**	AUS	Red Bull MotoGP Rookies Cup	KTM	**29'34.168**	138.1	12.667
11	5	93	**Arbi ADITAMA**	INA	Red Bull MotoGP Rookies Cup	KTM	**29'39.137**	137.7	17.636
12	4	78	**Jakob ROSENTHALER**	AUT	Red Bull MotoGP Rookies Cup	KTM	**29'39.139**	137.7	17.638
13	3	12	**Jacob ROULSTONE**	AUS	Red Bull MotoGP Rookies Cup	KTM	**29'39.349**	137.7	17.848
14	2	81	**Lorenz LUCIANO**	BEL	Red Bull MotoGP Rookies Cup	KTM	**29'39.487**	137.7	17.986
15	1	57	**Danial SHAHRIL**	MAL	Red Bull MotoGP Rookies Cup	KTM	**29'40.388**	137.6	18.887
16		21	**Demis MIHAILA**	ITA	Red Bull MotoGP Rookies Cup	KTM	**29'40.490**	137.6	18.989
17		42	**Soma GÖRBE**	HUN	Red Bull MotoGP Rookies Cup	KTM	**29'40.523**	137.6	19.022
18		55	**Alex VENTURINI**	ITA	Red Bull MotoGP Rookies Cup	KTM	**29'41.446**	137.5	19.945
Insufficient laps completed									
		5	**Tatchakorn BUASRI**	THA	Red Bull MotoGP Rookies Cup	KTM	**30'32.000**	78.7	7 laps
Not classified									
		10	**Guillermo MORENO**	MEX	Red Bull MotoGP Rookies Cup	KTM	**21'28.935**	134.2	5 laps
		9	**Freddie HEINRICH**	GER	Red Bull MotoGP Rookies Cup	KTM	**11'36.442**	124.2	11 laps

Race condition: **Dry**
Air: 23°
Humidity: 22%
Ground: 36°

Pole Position:		**Angel PIQUERAS**	**1'42.684**	140.4 Km/h
Fastest Lap:	Lap 4	**Angel PIQUERAS**	**1'42.158**	141.1 Km/h
Best Race Lap:	2020	**David MUÑOZ**	**1'41.664**	141.8 Km/h
All Time Lap Record:	2020	**Daniel HOLGADO**	**1'41.486**	142.0 Km/h

16:15'00		**SIGHTING LAP START**
16:28'10		**WARM UP LAP START**
16:30'52		**RACE START**
16:31'32	Freddie HEINRICH	crashed out - Rider OK
16:31'42	Freddie HEINRICH	re-joined race
16:32'50		**No jump starts**
16:35'15	**Angel PIQUERAS**	**double long lap penalty**
16:37'57	Tatchakorn BUASRI	entered pits
16:42'28	Freddie HEINRICH	entered pits and retired
16:45'12	Tatchakorn BUASRI	re-joined race
16:48'58	Tatchakorn BUASRI	entered pits
16:50'31	**Cormac BUCHANAN**	**track limits warning**
16:53'50	Guillermo MORENO	crashed out - Rider OK
16:53'54	Tatchakorn BUASRI	re-joined race
16:54'44	**Soma GÖRBE**	**track limits warning**
17:01'24	Tatchakorn BUASRI	entered pits

The results are provisional until the end of the limit for protest and appeals.

Time limit for protest expires 30' after publication of the results - ..... Time: .....

DORNA DATA PROCESSING TIMING SERVICE DORNA DATA PROCESSING TIMING SERVICE DORNA DATA PROCESSING TIMING SERVICE DORNA DATA PROCESSING TIMING SERVICE DORNA DATA PROCESSING TIMING SERVICE DORNA DATA PROCESSING TIMING SERVICE DORNA DATA PROCESSING TIMING SERVICE DORNA DATA PROCCEESSS

Cheste, Friday, November 04, 2022

Circuit Ricardo Tormo Results and timing service provided by TISSOT

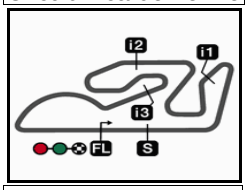

4005 m.

RookiesCup

GRAN PREMIO MOTUL DE LA COMUNITAT VALENCIANA

Race Nr. 1

Top Speed & Average

	Rider	Nation	Motorcycle	Top 5 speeds					Average	Top
57	**Danial SHAHRIL**	**MAL**	KTM	218.2	216.9	216.2	214.8	213.5	215.9	**218.2**
69	**Marcos RUDA**	**SPA**	KTM	218.2	216.9	216.9	214.2	214.2	215.8	**218.2**
18	**Angel PIQUERAS**	**SPA**	KTM	217.5	214.2	213.5	212.8	212.2	213.5	**217.5**
27	**Rico SALMELA**	**FIN**	KTM	217.5	216.9	215.5	214.8	214.8	215.9	**217.5**
99	**José Antonio RUEDA**	**SPA**	KTM	216.9	216.9	216.2	215.5	214.8	216.1	**216.9**
12	**Jacob ROULSTONE**	**AUS**	KTM	216.2	213.5	212.8	210.2	210.2	212.2	**216.2**
58	**Luca LUNETTA**	**ITA**	KTM	216.2	213.5	212.8	212.8	211.5	212.8	**216.2**
78	**Jakob ROSENTHALER**	**AUT**	KTM	216.2	216.2	214.2	212.2	212.2	213.9	**216.2**
81	**Lorenz LUCIANO**	**BEL**	KTM	214.8	213.5	213.5	212.2	211.5	213.1	**214.8**
95	**Collin VEIJER**	**NED**	KTM	214.8	213.5	212.8	212.8	212.2	213.2	**214.8**
55	**Alex VENTURINI**	**ITA**	KTM	214.2	212.8	212.8	212.2	211.5	212.7	**214.2**
67	**Casey O'GORMAN**	**IRL**	KTM	214.2	212.8	211.5	210.9	208.9	211.7	**214.2**
21	**Demis MIHAILA**	**ITA**	KTM	213.5	212.8	212.8	210.9	210.9	212.2	**213.5**
42	**Soma GÖRBE**	**HUN**	KTM	213.5	213.5	212.2	210.2	210.2	211.9	**213.5**
29	**Harrison VOIGHT**	**AUS**	KTM	212.8	212.2	209.6	208.3	205.2	208.9	**212.8**
5	**Tatchakorn BUASRI**	**THA**	KTM	212.2	212.2	211.5	206.4	204.6	209.4	**212.2**
14	**Cormac BUCHANAN**	**NZE**	KTM	212.2	210.2	209.6	207.1	207.1	208.9	**212.2**
93	**Arbi ADITAMA**	**INA**	KTM	212.2	210.9	210.2	208.9	208.3	209.8	**212.2**
28	**Máximo QUILES**	**SPA**	KTM	211.5	210.9	210.2	210.2	210.2	210.6	**211.5**
10	**Guillermo MORENO**	**MEX**	KTM	202.2	201.0	200.4	200.4	200.4	200.8	**202.2**
9	**Freddie HEINRICH**	**GER**	KTM	197.0	195.8	195.3	195.3	194.2	195.5	**197.0**

DORNA DATA PROCESSING TIMING SERVICE DORNA DATA PROCESSING TIMING SERVICE DORNA DATA PROCESSING TIMING SERVICE DORNA DATA PROCESSING TIMING SERVICE DORNA DATA PROCESSING TIMING SERVICE DORNA DATA PROCESSING TIMING SERVICE DORNA DATA PROCESSING TIMING SERVICE DORNA DATA PROCCEESSS

Cheste, Friday, November 04, 2022

Circuit Ricardo Tormo

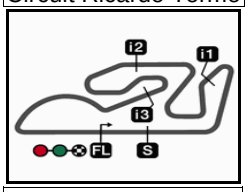

4005 m.

Results and timing service provided by TISSOT

RookiesCup

GRAN PREMIO MOTUL DE LA COMUNITAT VALENCIANA

Race Nr. 1

Fastest Laps Sequence

Lap	Race Time	Rider	Nation	Motorcycle	Time	Km/h	Riders's Lap
2	**3'32.955**	18 **Angel PIQUERAS**	SPA	KTM	**1'43.049**	139.9	2
3	**5'16.195**	67 **Casey O'GORMAN**	IRL	KTM	**1'42.967**	140.0	3
3	**5'17.621**	69 **Marcos RUDA**	SPA	KTM	**1'42.853**	140.1	3
4	**6'59.633**	18 **Angel PIQUERAS**	SPA	KTM	**1'42.158**	141.1	4

DORNA DATA PROCESSING -TIMING SERVICE DORNA DATA PROCESSING TIMING SERVICE DORNA DATA PROCESSING TIMING SERVICE DORNA DATA PROCESSING TIMING SERVICE DORNA DATA PROCESSING TIMING SERVICE DORNA DATA PROCESSING TIMING SERVICE DORNA DATA PROCESSING TIMING SERVICE DORNA DATA PROCESSING TIMING SERVICE DORNA DATA PROCCEESSS

Circuit Ricardo Tormo

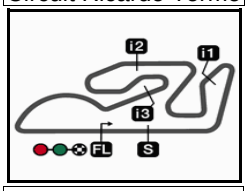

4005 m.

Results and timing service provided by TISSOT

RookiesCup

GRAN PREMIO MOTUL DE LA COMUNITAT VALENCIANA

Race Nr. 1

Chronological Analysis of Performances

** Lap / Sector time cancelled*
P Crossing the finish line in pit lane
T1 Time from finish line to 1st intermediate
T2 Time from 1st intermed. to 2nd intermed.
T3 Time from 2nd intermed. to 3rd intermed.
T4 Time from 3rd intermediate to finish line

1st 58 Luca LUNETTA — Red Bull MotoGP Roo — ITA

Lap	Lap Time		T1	T2	T3	T4	Speed
1	1'50.837		30.777	27.803	23.749	28.508	158.0
2	**1'43.442**		24.198	27.257	23.607	28.380	208.9
3	**1'43.216**		23.976	27.291	23.547	28.402	210.2
4	**1'42.843**		23.909	27.162	23.513	28.259	212.8
5	**1'43.068**		24.043	27.100	23.627	28.298	207.1
6	**1'42.765**		23.902	27.098	23.489	28.276	213.5
7	**1'43.030**		23.888	27.215	23.583	28.344	211.5
8	**1'43.322**		23.995	27.264	23.713	28.350	207.7
9	**1'44.061**		24.503	27.117	23.717	28.724	205.8
10	1'42.581	*	23.82*	26.989	23.504	28.262	211.5
11	**1'42.864**		23.933	26.955	23.535	28.441	210.9
12	**1'42.664**		23.869	26.943	23.544	28.308	210.9
13	**1'42.950**		23.953	27.077	23.652	28.268	212.8
14	**1'43.583**		24.135	27.297	23.737	28.414	216.2
15	**1'43.441**		23.882	27.135	23.783	28.641	210.9
16	**1'43.508**		24.476	27.280	23.508	28.244	205.8
17	**1'43.326**		24.015	27.120	23.625	28.566	211.5

2nd 18 Angel PIQUERAS — Red Bull MotoGP Roo — SPA

Lap	Lap Time		T1	T2	T3	T4	Speed
1	1'49.906		30.181	27.393	23.743	28.589	157.3
2	**1'43.049**		24.008	27.173	23.611	28.257	208.9
3	**1'44.520**		23.978	27.095	25.344	28.103	212.2
4	**1'42.158**		23.782	26.885	23.504	27.987	213.5
5	**1'42.474**		23.713	26.920	23.570	28.271	217.5
6	**1'44.356**		24.084	26.940	25.280	28.052	214.2
7	**1'42.758**		24.055	27.143	23.472	28.088	210.9
8	**1'42.928**		24.089	27.018	23.540	28.281	209.6
9	**1'42.466**		23.886	26.807	23.488	28.285	210.2
10	**1'42.959**		23.930	26.842	23.898	28.289	209.6
11	**1'43.292**		24.016	27.112	23.753	28.411	212.2
12	**1'42.956**		23.890	27.036	23.793	28.237	212.8
13	1'43.568	*	24.018	27.144	23.801	28.605*	212.2
14	**1'43.440**		24.209	27.203	23.817	28.211	208.9
15	1'43.433	*	24.054	27.208	23.748	28.423*	208.9
16	1'43.520	*	24.181	27.272	23.689	28.378*	206.4
17	**1'43.915**		24.131	27.198	23.896	28.690	207.7

3rd 28 Máximo QUILES — Red Bull MotoGP Roo — SPA

Lap	Lap Time		T1	T2	T3	T4	Speed
1	1'49.480		29.865	27.442	23.780	28.393	159.1
2	1'43.357	*	24.148	27.221*	23.682	28.306	205.8
3	**1'43.211**		24.186	27.140	23.659	28.226	206.4
4	1'43.148	*	23.983	27.196	23.596	28.373*	206.4
5	**1'42.789**		23.874	26.963	23.673	28.279	207.1
6	**1'43.447**		24.370	26.956	23.811	28.310	207.1
7	**1'43.036**		24.013	27.149	23.640	28.234	208.9
8	**1'42.845**		23.935	27.018	23.644	28.248	210.9
9	**1'42.927**		24.090	27.002	23.585	28.250	210.2
10	**1'43.038**		24.057	27.046	23.774	28.161	209.6
11	**1'43.507**		24.171	27.161	23.752	28.423	207.1
12	**1'43.362**		24.170	27.067	23.893	28.232	210.2
13	**1'43.177**		23.944	27.026	23.822	28.385	210.2
14	**1'43.438**		24.193	27.237	23.718	28.290	205.2
15	**1'44.315**		24.451	27.237	24.030	28.597	205.8
16	**1'42.989**		23.953	27.086	23.597	28.353	211.5
17	**1'43.785**		24.507	27.035	23.729	28.514	202.8

4th 99 José Antonio RUED — Red Bull MotoGP Roo — SPA

Lap	Lap Time		T1	T2	T3	T4	Speed
1	1'50.270		30.467	27.697	23.759	28.347	159.5
2	1'43.374	*	24.277	27.196*	23.616	28.285	212.2
3	**1'42.980**		24.118	27.041	23.596	28.225	208.9
4	**1'42.934**		24.147	27.041	23.551	28.195	204.6
5	**1'42.949**		24.108	27.081	23.589	28.171	213.5
6	**1'43.313**		24.074	27.147	23.692	28.400	215.5
7	**1'43.133**		24.149	27.116	23.482	28.386	207.1
8	**1'43.175**		24.066	27.107	23.520	28.482	209.6
9	**1'42.924**		24.051	26.953	23.529	28.391	207.1
10	1'43.134	*	24.15*	27.022	23.580	28.382	207.7
11	**1'43.250**		24.177	27.148	23.532	28.393	208.9
12	**1'42.880**		23.994	26.987	23.571	28.328	211.5
13	**1'43.404**		24.060	27.092	23.713	28.539	214.8
14	**1'43.735**		24.334	27.315	23.793	28.293	216.9
15	**1'43.564**		24.126	27.133	23.790	28.515	216.9
16	**1'43.281**		24.204	27.273	23.614	28.190	210.2
17	**1'43.558**		24.052	27.014	23.734	28.758	216.2

5th 67 Casey O'GORMAN — Red Bull MotoGP Roo — IRL

Lap	Lap Time		T1	T2	T3	T4	Speed
1	1'50.006		30.042	27.543	23.938	28.483	156.2
2	**1'43.222**		24.036	27.289	23.646	28.251	211.5
3	**1'42.967**		24.046	27.078	23.563	28.280	208.3
4	**1'43.050**		24.005	27.188	23.607	28.250	208.9
5	1'42.944	*	23.907	27.027*	23.757	28.253	207.7
6	**1'43.002**		23.905	27.006	23.764	28.327	214.2
7	**1'43.071**		24.078	27.162	23.567	28.264	202.2
8	**1'42.887**		23.949	27.043	23.593	28.302	204.6
9	**1'42.878**		24.121	26.913	23.547	28.297	204.6
10	**1'43.108**		24.148	27.114	23.599	28.247	204.0

Fastest Lap:	Angel PIQUERAS	Red Bull MotoGP Roo	SPA	**1'42.158**	23.782	26.885	23.504	27.987

DORNA DATA PROCESSING TIMING SERVICE DORNA DATA PROCESSING TIMING SERVICE DORNA DATA PROCESSING TIMING SERVICE DORNA DATA PROCESSING TIMING SERVICE DORNA DATA PROCESSING TIMING SERVICE DORNA DATA PROCESSING TIMING SERVICE DORNA DATA PROCESSING TIMING SERVICE DORNA DATA PROCCEESSS

Race Nr. 1

RookiesCup

Lap	Lap Time		T1	T2	T3	T4	Speed
11	**1'43.384**		24.195	27.118	23.689	28.382	203.4
12	**1'43.153**		24.100	27.089	23.675	28.289	204.0
13	**1'43.800**		24.500	27.023	23.803	28.474	204.6
14	**1'43.806**		24.127	27.502	23.743	28.434	212.8
15	1'43.384	*	24.049	27.128	23.636	28.571*	210.9
16	**1'43.410**		24.011	27.137	23.654	28.608	205.8
17	**1'43.789**		24.511	26.864	23.711	28.703	204.0

6th 27 Rico SALMELA

Red Bull MotoGP Roo FIN

Lap	Lap Time		T1	T2	T3	T4	Speed
1	1'50.974		31.015	27.909	23.713	28.337	162.5
2	1'42.817	*	23.877	27.025*	23.774	28.141	214.8
3	**1'43.273**		24.106	26.992	23.785	28.390	214.2
4	**1'42.711**		23.909	26.913	23.859	28.030	210.9
5	**1'42.998**		24.048	26.997	23.810	28.143	215.5
6	**1'43.223**		23.940	27.214	23.717	28.352	210.9
7	**1'43.744**		24.277	27.239	24.031	28.197	205.2
8	**1'43.040**		23.931	27.147	23.776	28.186	214.2
9	1'43.366	*	24.337	27.081*	23.708	28.240	210.9
10	**1'42.848**		23.913	26.909	23.617	28.409	210.2
11	**1'42.506**		23.820	26.793	23.668	28.225	208.3
12	**1'42.973**		24.071	26.967	23.707	28.228	208.9
13	**1'43.312**		24.021	27.284	23.720	28.287	213.5
14	**1'43.776**		24.367	27.265	23.897	28.247	216.9
15	**1'43.695**		24.172	27.108	23.893	28.522	217.5
16	**1'43.660**		24.325	27.268	23.797	28.270	209.6
17	**1'43.042**		23.942	27.163	23.636	28.301	214.8

7th 95 Collin VEIJER

Red Bull MotoGP Roo NED

Lap	Lap Time		T1	T2	T3	T4	Speed
1	1'50.222		30.458	27.599	23.706	28.459	159.5
2	**1'43.385**		24.068	27.184	23.714	28.419	211.5
3	**1'42.993**		24.065	27.082	23.516	28.330	207.1
4	**1'42.873**		24.053	26.953	23.584	28.283	207.1
5	**1'42.913**		24.106	27.000	23.589	28.218	208.3
6	**1'43.574**		24.114	27.371	23.642	28.447	210.9
7	**1'43.452**		24.208	27.311	23.529	28.404	208.9
8	**1'43.309**		24.151	27.166	23.602	28.390	210.2
9	**1'42.797**		24.009	26.929	23.477	28.382	211.5
10	**1'42.751**		23.972	26.896	23.602	28.281	207.1
11	**1'42.869**		24.009	26.934	23.519	28.407	210.9
12	**1'43.121**		24.013	27.028	23.607	28.473	208.3
13	**1'43.260**		24.004	27.108	23.748	28.400	212.2
14	**1'43.871**		24.428	27.319	23.735	28.389	212.8
15	**1'43.806**		24.117	27.162	23.946	28.581	214.8
16	**1'43.371**		24.238	27.208	23.693	28.232	213.5
17	**1'43.465**		24.104	27.162	23.654	28.545	212.8

8th 69 Marcos RUDA

Red Bull MotoGP Roo SPA

Lap	Lap Time		T1	T2	T3	T4	Speed
1	1'51.515		30.863	27.787	23.849	29.016	159.9
2	**1'43.253**		24.009	27.154	23.789	28.301	213.5
3	**1'42.853**		23.839	27.094	23.590	28.330	213.5
4	**1'42.737**		23.878	27.081	23.675	28.103	216.9
5	**1'42.920**		23.878	27.044	23.683	28.315	210.9
6	**1'43.004**		24.115	27.062	23.653	28.174	211.5
7	**1'43.228**		24.103	27.199	23.789	28.137	214.2
8	**1'43.037**		23.909	27.034	23.797	28.297	214.2
9	**1'43.544**		24.408	27.059	23.672	28.405	205.2
10	**1'43.107**		24.125	27.027	23.766	28.189	208.9
11	**1'43.095**		24.015	27.037	23.674	28.369	210.9
12	**1'43.103**		23.930	27.096	23.683	28.394	211.5
13	1'43.218	*	23.946	27.085*	23.734	28.453	208.9
14	**1'43.049**		24.003	27.036	23.872	28.138	207.7
15	1'43.593	*	24.251	27.137	23.802	28.403*	216.9
16	1'43.439	*	24.226	27.239	23.776	28.198*	214.2
17	**1'43.716**		24.076	27.425	23.755	28.460	218.2

9th 14 Cormac BUCHANA

Red Bull MotoGP Roo NZE

Lap	Lap Time		T1	T2	T3	T4	Speed
1	1'51.887		31.266	28.130	24.121	28.370	161.7
2	**1'43.232**		23.995	26.998	23.826	28.413	209.6
3	**1'43.207**		23.954	27.210	23.691	28.352	212.2
4	**1'42.991**		24.024	27.155	23.626	28.186	210.2
5	1'43.160	*	24.046	26.979*	23.592	28.543	207.1
6	**1'43.362**		24.283	26.994	23.669	28.416	205.2
7	**1'43.256**		24.058	27.090	23.643	28.465	205.2
8	**1'43.154**		24.104	27.026	23.645	28.379	207.1
9	1'43.363	*	24.051	26.998*	23.735	28.579	205.2
10	**1'43.646**		24.162	27.069	23.864	28.551	207.1
11	1'44.010	*	24.187	27.212	23.964	28.647*	205.8
12	**1'44.345**		24.371	27.385	23.953	28.636	202.8
13	**1'44.449**		24.387	27.412	23.998	28.652	204.0
14	**1'44.350**		24.341	27.404	23.958	28.647	202.8
15	**1'44.647**		24.339	27.575	24.066	28.667	203.4
16	**1'44.760**		24.472	27.399	24.091	28.798	203.4
17	**1'44.651**		24.510	27.372	24.074	28.695	204.0

10th 29 Harrison VOIGHT

Red Bull MotoGP Roo AUS

Lap	Lap Time		T1	T2	T3	T4	Speed
1	1'51.598		31.258	27.942	23.806	28.592	159.9
2	**1'43.463**		24.049	27.207	23.742	28.465	212.8
3	1'43.431	*	24.125	27.304*	23.661	28.341	209.6
4	1'43.189	*	23.973	27.137	23.770	28.309*	212.2
5	**1'43.681**		23.964	27.313	23.739	28.665	208.3
6	**1'43.922**		24.197	27.323	23.727	28.675	205.2
7	**1'43.672**		24.138	27.070	23.761	28.703	203.4
8	**1'44.068**		24.111	27.272	23.947	28.738	205.2
9	**1'44.031**		24.233	27.280	23.854	28.664	203.4
10	**1'44.336**		24.273	27.380	24.048	28.635	203.4
11	**1'43.884**		24.207	27.079	23.902	28.696	202.8
12	**1'43.903**		24.191	27.144	23.891	28.677	202.2
13	**1'43.755**		24.202	27.092	23.814	28.647	202.2
14	**1'44.236**		24.169	27.182	24.246	28.639	202.2
15	**1'44.314**		24.223	27.239	23.992	28.860	201.0
16	**1'44.135**		24.210	27.227	23.892	28.806	200.4
17	**1'44.550**		24.292	27.267	23.961	29.030	202.2

11th 93 Arbi ADITAMA

Red Bull MotoGP Roo INA

Lap	Lap Time		T1	T2	T3	T4	Speed
1	1'52.523		30.943	28.393	24.096	29.091	166.0
2	**1'44.241**		24.327	27.319	23.961	28.634	208.3

Fastest Lap: Angel PIQUERAS — Red Bull MotoGP Roo — SPA — **1'42.158** — 23.782 — 26.885 — 23.504 — 27.987

DORNA DATA PROCESSING TIMING SERVICE DORNA DATA PROCESSING TIMING SERVICE DORNA DATA PROCESSING TIMING SERVICE DORNA DATA PROCESSING TIMING SERVICE DORNA DATA PROCESSING TIMING SERVICE DORNA DATA PROCESSING TIMING SERVICE DORNA DATA PROCESSING TIMING SERVICE DORNA DATA PROCCEESSS

Race Nr. 1

RookiesCup

Lap	Lap Time	T1	T2	T3	T4	Speed
3	**1'43.937**	24.241	27.157	23.877	28.662	208.3
4	**1'44.097**	24.325	27.336	23.953	28.483	205.2
5	**1'44.182**	24.216	27.256	24.112	28.598	212.2
6	**1'44.202**	24.148	27.275	24.004	28.775	210.2
7	**1'44.109**	24.073	27.345	23.934	28.757	207.7
8	**1'44.357**	24.269	27.662	23.840	28.586	204.0
9	**1'43.798**	24.003	27.267	23.858	28.670	210.9
10	1'44.325 *	24.210	27.139	23.921	29.055*	202.2
11	**1'44.295**	24.256	27.360	23.999	28.680	205.8
12	**1'43.921**	24.119	27.222	23.985	28.595	205.8
13	**1'43.736**	24.114	27.028	23.975	28.619	205.2
14	**1'44.403**	24.185	27.399	24.080	28.739	204.6
15	**1'44.151**	24.289	27.125	24.020	28.717	204.6
16	**1'44.759**	24.299	27.303	23.899	29.258	204.6
17	**1'44.101**	24.039	27.209	24.004	28.849	208.9

12th 78 Jakob ROSENTHAL — Red Bull MotoGP Roo — AUT

Lap	Lap Time	T1	T2	T3	T4	Speed
1	1'52.893	31.587	28.259	24.164	28.883	164.4
2	**1'44.393**	24.453	27.603	23.829	28.508	214.2
3	**1'43.906**	24.162	27.324	23.844	28.576	210.9
4	**1'43.890**	24.172	27.325	23.827	28.566	212.2
5	**1'44.097**	24.351	27.154	24.099	28.493	208.9
6	**1'44.495**	24.303	27.484	24.004	28.704	210.9
7	1'44.212 *	24.404	27.138	23.997	28.673*	216.2
8	**1'43.973**	23.976	27.514	24.050	28.433	216.2
9	**1'43.900**	24.172	27.314	23.785	28.629	212.2
10	**1'44.164**	24.444	27.214	23.881	28.625	204.0
11	**1'44.720**	24.276	27.516	24.272	28.656	210.2
12	**1'43.961**	24.164	27.277	23.944	28.576	210.2
13	**1'43.884**	24.368	27.182	23.836	28.498	211.5
14	**1'44.000**	24.078	27.406	23.918	28.598	207.7
15	**1'44.122**	24.299	27.302	23.889	28.632	212.2
16	**1'44.347**	24.246	27.318	23.853	28.930	210.9
17	**1'44.182**	24.397	27.248	23.927	28.610	204.0

13th 12 Jacob ROULSTONE — Red Bull MotoGP Roo — AUS

Lap	Lap Time	T1	T2	T3	T4	Speed
1	1'52.599	31.415	28.123	24.338	28.723	167.2
2	**1'44.265**	24.371	27.387	23.999	28.508	213.5
3	**1'43.892**	24.289	27.209	23.890	28.504	212.8
4	**1'43.939**	24.113	27.377	23.899	28.550	210.2
5	**1'44.202**	24.500	27.169	23.895	28.638	207.1
6	**1'44.342**	24.443	27.199	24.110	28.590	207.1
7	**1'44.099**	24.185	27.269	24.052	28.593	207.1
8	**1'44.187**	24.144	27.408	23.936	28.699	208.9
9	**1'44.345**	24.375	27.490	23.921	28.559	204.6
10	**1'44.123**	24.155	27.263	23.866	28.839	208.3
11	**1'44.355**	24.487	27.273	23.927	28.668	210.2
12	**1'43.957**	24.245	27.178	24.024	28.510	209.6
13	**1'43.840**	24.256	27.275	23.758	28.551	210.2
14	**1'44.198**	24.273	27.355	23.905	28.665	207.1
15	**1'44.145**	24.297	27.213	23.962	28.673	208.3
16	1'44.984 *	24.44*	27.734	24.197	28.610	208.9
17	**1'43.877**	24.252	27.323	23.814	28.488	216.2

14th 81 Lorenz LUCIANO — Red Bull MotoGP Roo — BEL

Lap	Lap Time	T1	T2	T3	T4	Speed
1	1'53.360	31.679	28.682	24.235	28.764	165.6
2	**1'44.452**	24.446	27.454	23.988	28.564	210.9
3	**1'43.742**	24.303	27.193	23.811	28.435	211.5
4	**1'43.839**	24.248	27.328	23.803	28.460	210.9
5	**1'44.456**	24.397	27.200	23.927	28.932	213.5
6	**1'43.766**	24.344	27.097	23.799	28.526	204.6
7	**1'43.993**	24.283	27.194	23.866	28.650	214.8
8	**1'44.296**	24.114	27.572	23.951	28.659	210.9
9	**1'44.228**	24.268	27.340	23.902	28.718	209.6
10	**1'43.960**	24.182	27.244	23.874	28.660	209.6
11	**1'44.195**	24.223	27.338	23.833	28.801	213.5
12	**1'43.965**	24.091	27.136	24.059	28.679	209.6
13	**1'44.401**	24.542	27.164	23.788	28.907	204.6
14	**1'44.181**	24.257	27.385	23.875	28.664	209.6
15	**1'44.128**	24.169	27.323	24.013	28.623	210.9
16	**1'44.347**	24.247	27.438	23.922	28.740	212.2
17	**1'44.178**	24.244	27.240	23.834	28.860	210.9

15th 57 Danial SHAHRIL — Red Bull MotoGP Roo — MAL

Lap	Lap Time	T1	T2	T3	T4	Speed
1	1'52.795	31.487	28.244	24.608	28.456	168.1
2	**1'46.135**	24.428	27.601	25.613	28.493	216.9
3	**1'44.875**	24.140	27.326	24.197	29.212	209.6
4	**1'44.022**	24.236	27.323	24.018	28.445	206.4
5	**1'43.888**	24.023	27.291	24.102	28.472	206.4
6	**1'43.907**	24.156	27.231	24.023	28.497	208.9
7	**1'43.581**	24.048	27.189	23.958	28.386	207.7
8	**1'43.592**	24.021	27.201	23.954	28.416	210.9
9	**1'43.959**	24.240	27.042	24.109	28.568	210.2
10	**1'44.296**	24.149	27.520	24.058	28.569	214.8
11	**1'43.837**	24.060	27.127	24.017	28.633	210.9
12	**1'43.815**	24.121	27.171	24.130	28.393	212.8
13	**1'43.878**	24.370	27.253	23.907	28.348	216.2
14	**1'43.989**	24.182	27.251	24.007	28.549	211.5
15	**1'44.252**	24.316	27.309	23.978	28.649	213.5
16	**1'44.731**	24.248	27.558	24.296	28.629	210.9
17	**1'44.836**	24.344	27.522	24.153	28.817	218.2

16th 21 Demis MIHAILA — Red Bull MotoGP Roo — ITA

Lap	Lap Time	T1	T2	T3	T4	Speed
1	1'53.145	31.881	28.155	24.106	29.003	165.6
2	**1'44.385**	24.383	27.608	23.929	28.465	208.3
3	**1'43.624**	24.296	27.254	23.792	28.282	209.6
4	**1'43.961**	24.441	27.230	23.798	28.492	207.7
5	**1'44.180**	24.442	27.251	23.927	28.560	207.7
6	1'44.131 *	24.360	27.245	23.837	28.689*	212.8
7	1'44.362 *	24.223	27.312	23.936	28.891*	208.3
8	**1'44.325**	24.256	27.488	24.039	28.542	210.9
9	**1'44.371**	24.234	27.330	23.981	28.826	208.9
10	**1'44.749**	24.565	27.394	24.136	28.654	205.2
11	**1'43.932**	24.171	27.275	23.881	28.605	208.9
12	**1'44.106**	24.132	27.284	24.062	28.628	210.9
13	**1'43.898**	24.311	27.229	23.804	28.554	213.5
14	**1'44.394**	24.389	27.351	23.903	28.751	207.7

Fastest Lap: Angel PIQUERAS — Red Bull MotoGP Roo — SPA — **1'42.158** — 23.782 — 26.885 — 23.504 — 27.987

DORNA DATA PROCESSING TIMING SERVICE DORNA DATA PROCESSING TIMING SERVICE DORNA DATA PROCESSING TIMING SERVICE DORNA DATA PROCESSING TIMING SERVICE DORNA DATA PROCESSING TIMING SERVICE DORNA DATA PROCESSING TIMING SERVICE DORNA DATA PROCESSING TIMING SERVICE DORNA DATA PROCCEESSS

Lap	Lap Time		T1	T2	T3	T4	Speed
15	**1'44.313**		24.420	27.293	23.952	28.648	204.6
16	**1'43.880**		24.295	27.246	23.747	28.592	208.9
17	**1'44.734**		24.287	27.345	24.163	28.939	212.8

17th 42 Soma GÖRBE — Red Bull MotoGP Roo — HUN

Lap	Lap Time		T1	T2	T3	T4	Speed
1	1'52.709		31.465	28.010	24.182	29.052	163.3
2	**1'44.329**		24.509	27.466	23.812	28.542	213.5
3	**1'44.059**		24.226	27.269	23.841	28.723	210.2
4	1'44.205	*	24.57*	27.250	23.837	28.540	208.3
5	**1'44.537**		24.372	27.207	24.039	28.919	212.2
6	**1'44.066**		24.549	27.133	23.700	28.684	205.8
7	**1'44.118**		24.315	27.195	23.854	28.754	209.6
8	**1'44.411**		24.158	27.593	23.942	28.718	213.5
9	**1'44.069**		24.110	27.199	24.068	28.692	210.2
10	**1'43.891**		24.242	27.140	23.791	28.718	208.9
11	**1'44.470**		24.241	27.304	24.093	28.832	208.3
12	**1'44.267**		24.248	27.265	24.024	28.730	209.6
13	1'43.982	*	24.190	27.345	23.742	28.705*	207.7
14	1'44.548	*	24.57*	27.328	23.992	28.651	205.8
15	**1'44.137**		24.187	27.283	23.882	28.785	209.6
16	**1'44.493**		24.506	27.378	23.912	28.697	204.6
17	**1'44.232**		24.268	27.274	23.855	28.835	207.7

18th 55 Alex VENTURINI — Red Bull MotoGP Roo — ITA

Lap	Lap Time		T1	T2	T3	T4	Speed
1	1'53.497		31.558	28.559	24.338	29.042	167.2
2	**1'44.461**		24.463	27.402	24.030	28.566	212.8
3	**1'43.806**		24.286	27.214	23.805	28.501	211.5
4	**1'43.872**		24.222	27.228	23.896	28.526	212.2
5	**1'44.196**		24.307	27.180	23.931	28.778	208.3
6	**1'44.260**		24.463	27.284	23.803	28.710	206.4
7	**1'44.034**		24.278	27.162	23.892	28.702	210.9
8	**1'44.326**		24.279	27.461	24.000	28.586	210.9
9	**1'44.496**		24.364	27.049	24.100	28.983	205.8
10	**1'44.446**		24.352	27.270	24.110	28.714	210.2
11	**1'43.864**		24.213	27.116	23.994	28.541	214.2
12	**1'44.084**		24.183	27.252	24.083	28.566	210.9
13	**1'44.388**		24.384	27.157	23.868	28.979	212.8
14	**1'44.179**		24.255	27.244	23.962	28.718	207.1
15	**1'44.385**		24.331	27.247	23.968	28.839	210.2
16	**1'44.349**		24.240	27.231	23.976	28.902	208.9
17	**1'44.803**		24.333	27.259	24.078	29.133	208.3

19th 5 Tatchakorn BUASRI — Red Bull MotoGP Roo — THA

Lap	Lap Time		T1	T2	T3	T4	Speed
1	1'51.453		30.833	28.001	24.039	28.580	165.2
2	**1'43.115**		23.922	27.240	23.620	28.333	211.5
3	**1'43.630**		24.318	27.257	23.745	28.310	212.2
4	1'47.171	P	23.977	27.262	24.786	31.146	212.2
5	9'00.759		23.487	28.315	24.579	29.697	
6	2'00.381	P	24.601	27.698*	26.507	41.575	206.4
7	6'47.285		25.631	30.264	25.442	29.850	
8	**1'50.959**		24.720	28.601	25.401	32.237	204.6
9	**1'50.694**		25.669	29.526	25.807	29.692	200.4
10	1'56.553	P	25.487	29.567	26.583	34.916	202.8

20th 10 Guillermo MORENO — Red Bull MotoGP Roo — MEX

Lap	Lap Time		T1	T2	T3	T4	Speed
1	1'55.234		33.037	28.290	24.600	29.307	168.5
2	**1'46.313**		24.935	27.977	24.404	28.997	200.4
3	**1'46.274**		24.831	27.967	24.436	29.040	202.2
4	**1'46.609**		24.781	28.031	24.547	29.250	201.0
5	**1'46.668**		24.739	28.169	24.438	29.322	199.8
6	**1'46.914**		24.846	28.106	24.680	29.282	199.8
7	**1'46.874**		24.892	28.253	24.408	29.321	200.4
8	**1'46.479**		24.797	27.910	24.538	29.234	199.8
9	**1'46.806**		24.943	27.932	24.602	29.329	200.4
10	**1'47.006**		24.951	28.165	24.565	29.325	200.4
11	1'46.818	*	24.803	27.999	24.403	29.613*	199.8
12	**1'46.940**		24.868	28.038	24.502	29.532	199.3
	unfinished		24.707	28.046			199.3

21st 9 Freddie HEINRICH — Red Bull MotoGP Roo — GER

Lap	Lap Time		T1	T2	T3	T4	Speed
1	2'24.358		54.521	34.057	25.741	30.039	166.4
2	**1'49.022**		25.784	28.480	24.927	29.831	195.3
3	**1'47.759**		25.613	28.129	24.548	29.469	195.3
4	**1'47.645**		25.477	28.106	24.596	29.466	194.2
5	**1'47.508**		25.129	28.014	24.736	29.629	195.8
6	2'00.150	P	32.344	28.441	24.798	34.567	197.0

Fastest Lap:	Angel PIQUERAS	Red Bull MotoGP Roo	SPA	**1'42.158**	23.782	26.885	23.504	27.987

DORNA DATA PROCESSING TIMING SERVICE DORNA DATA PROCESSING TIMING SERVICE DORNA DATA PROCESSING TIMING SERVICE DORNA DATA PROCESSING TIMING SERVICE DORNA DATA PROCESSING TIMING SERVICE DORNA DATA PROCESSING TIMING SERVICE DORNA DATA PROCESSING TIMING SERVICE DORNA DATA PROCCEESSS

Circuit Ricardo Tormo

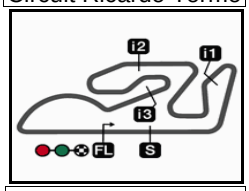

4005 m.

Results and timing service provided by TISSOT

RookiesCup

GRAN PREMIO MOTUL DE LA COMUNITAT VALENCIANA

Official Starting Grid

Race : 17 laps = 68.085 km

1	**3** 1'42.724 **28 Máximo QUILES** KTM	**2** 1'42.711 **67 Casey O'GORMAN** KTM	**1** 1'42.684 **18 Angel PIQUERAS** KTM
2	**6** 1'43.294 **58 Luca LUNETTA** KTM	**5** 1'43.192 **95 Collin VEIJER** KTM	**4** 1'42.969 **99 José Antonio RUEDA** KTM
3	**9** 1'43.711 **14 Cormac BUCHANAN** KTM	**8** 1'43.571 **27 Rico SALMELA** KTM	**7** 1'43.409 **69 Marcos RUDA** KTM
4	**12** 1'44.113 **93 Arbi ADITAMA** KTM	**11** 1'44.038 **5 Tatchakorn BUASRI** KTM	**10** 1'43.962 **29 Harrison VOIGHT** KTM
5	**15** 1'44.268 **57 Danial SHAHRIL** KTM	**14** 1'44.223 **42 Soma GÖRBE** KTM	**13** 1'44.203 **78 Jakob ROSENTHALER** KTM
6	**18** 1'44.761 **55 Alex VENTURINI** KTM	**17** 1'44.510 **21 Demis MIHAILA** KTM	**16** 1'44.432 **12 Jacob ROULSTONE** KTM
7	**21** 1'46.339 **10 Guillermo MORENO** KTM	**20** 1'46.096 **9 Freddie HEINRICH** KTM	**19** 1'44.952 **81 Lorenz LUCIANO** KTM

FIM Rookies Cup Stewards double long lap penalty for rider #18

The results are provisional until the end of the limit for protest and appeals and until the ratification of the Event Management Committee.

Time limit for protest expires 60' at the latest after publication of the results - . ..... Time: .....

DORNA DATA PROCESSING ,TIMING SERVICE DORNA DATA PROCESSING TIMING SERVICE DORNA DATA PROCESSING TIMING SERVICE DORNA DATA PROCESSING TIMING SERVICE DORNA DATA PROCESSING TIMING SERVICE DORNA DATA PROCESSING TIMING SERVICE DORNA DATA PROCESSING TIMING SERVICE DORNA DATA PROCESSING TIMING SERVICE DORNA DATA PROCCEESSS

Cheste, Friday, November 04, 2022

Circuit Ricardo Tormo

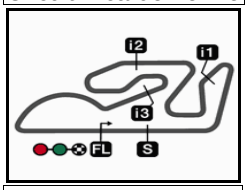

4005 m.

Results and timing service provided by TISSOT

RookiesCup

GRAN PREMIO MOTUL DE LA COMUNITAT VALENCIANA

Race Nr. 1

Lap Chart

Pos	1	2	3	4	5	6	7	8	9	10	11	12	13	14	15	16	17	18	19	20	21
Grid	18	67	28	99	95	(58)	69	27	14	29	5	93	78	42	57	12	21	55	81	9	10
1	28	18	67	95	99	(58)	27	5	69	29	14	93	12	42	57	78	21	81	55	10	9
2	28	18	67	95	99	27	(58)	5	69	29	14	93	12	42	78	21	81	55	57	10	9
3	28	67	95	99	27	18	(58)	69	5	14	29	93	12	42	21	78	81	55	57	10	9
4	28	67	95	99	18	27	(58)	69	14	29	12	93	78	21	42	5	81	55	57	10	9
5	28	18	67	95	99	27	69	(58)	14	29	12	93	78	21	55	42	81	57	10	9	[5]
6	67	28	99	95	27	(58)	69	18	14	29	93	12	21	81	78	42	55	57	10	9	[5]
7	67	28	99	(58)	18	95	69	27	14	29	93	12	81	21	78	42	55	57	10	[5]	
8	67	28	99	18	(58)	69	95	27	14	29	12	93	78	81	21	42	55	57	10	[5]	
9	67	28	18	99	95	69	27	(58)	14	29	93	78	12	81	21	42	57	55	10	[5]	
10	67	28	18	99	95	27	(58)	69	14	29	93	78	12	81	42	57	21	55	10	[5]	
11	67	28	18	95	99	27	(58)	69	14	29	93	81	12	78	42	57	21	55	10		
12	67	18	28	95	99	27	(58)	69	14	29	93	81	12	78	57	42	21	55	10		
13	28	18	67	95	(58)	99	27	69	14	29	93	12	78	57	81	42	21	55			
14	28	18	(58)	67	95	99	27	69	14	29	93	12	78	57	81	21	42	55			
15	18	67	(58)	99	28	95	27	69	14	29	93	12	78	57	81	42	21	55			
16	18	28	67	(58)	99	95	69	27	14	29	78	93	81	12	57	21	42	55			
17	(58)	18	28	99	67	27	95	69	14	29	93	78	12	81	57	21	42	55			

Laps

( ) Winner [ ] Lapped rider

DORNA DATA PROCESSING -TIMING SERVICE DORNA DATA PROCESSING TIMING SERVICE DORNA DATA PROCESSING TIMING SERVICE DORNA DATA PROCESSING TIMING SERVICE DORNA DATA PROCESSING TIMING SERVICE DORNA DATA PROCESSING TIMING SERVICE DORNA DATA PROCESSING TIMING SERVICE DORNA DATA PROCESSING TIMING SERVICE DORNA DATA PROCCEESSS

Cheste, Friday, November 04, 2022

Circuit Ricardo Tormo Results and timing service provided by TISSOT

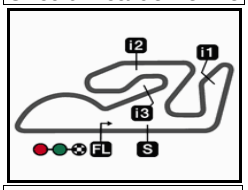

4005 m.

RookiesCup

GRAN PREMIO MOTUL DE LA COMUNITAT VALENCIANA

Race Nr. 1

Fastest Lap of Each Rider

		Rider	Nation	Team	Motorcycle	Time	Lap	Total	Gap	
1	18	**Angel PIQUERAS**	SPA	Red Bull MotoGP Rookies Cup	KTM	**1'42.158**	4	17		
2	27	**Rico SALMELA**	FIN	Red Bull MotoGP Rookies Cup	KTM	**1'42.506**	11	17	0.348	0.348
3	58	**Luca LUNETTA**	ITA	Red Bull MotoGP Rookies Cup	KTM	**1'42.664**	12	17	0.506	0.158
4	69	**Marcos RUDA**	SPA	Red Bull MotoGP Rookies Cup	KTM	**1'42.737**	4	17	0.579	0.073
5	95	**Collin VEIJER**	NED	Red Bull MotoGP Rookies Cup	KTM	**1'42.751**	10	17	0.593	0.014
6	28	**Máximo QUILES**	SPA	Red Bull MotoGP Rookies Cup	KTM	**1'42.789**	5	17	0.631	0.038
7	67	**Casey O'GORMAN**	IRL	Red Bull MotoGP Rookies Cup	KTM	**1'42.878**	9	17	0.720	0.089
8	99	**José Antonio RUEDA**	SPA	Red Bull MotoGP Rookies Cup	KTM	**1'42.880**	12	17	0.722	0.002
9	14	**Cormac BUCHANAN**	NZE	Red Bull MotoGP Rookies Cup	KTM	**1'42.991**	4	17	0.833	0.111
10	5	**Tatchakorn BUASRI**	THA	Red Bull MotoGP Rookies Cup	KTM	**1'43.115**	2	10	0.957	0.124
11	29	**Harrison VOIGHT**	AUS	Red Bull MotoGP Rookies Cup	KTM	**1'43.463**	2	17	1.305	0.348
12	57	**Danial SHAHRIL**	MAL	Red Bull MotoGP Rookies Cup	KTM	**1'43.581**	7	17	1.423	0.118
13	21	**Demis MIHAILA**	ITA	Red Bull MotoGP Rookies Cup	KTM	**1'43.624**	3	17	1.466	0.043
14	93	**Arbi ADITAMA**	INA	Red Bull MotoGP Rookies Cup	KTM	**1'43.736**	13	17	1.578	0.112
15	81	**Lorenz LUCIANO**	BEL	Red Bull MotoGP Rookies Cup	KTM	**1'43.742**	3	17	1.584	0.006
16	55	**Alex VENTURINI**	ITA	Red Bull MotoGP Rookies Cup	KTM	**1'43.806**	3	17	1.648	0.064
17	12	**Jacob ROULSTONE**	AUS	Red Bull MotoGP Rookies Cup	KTM	**1'43.840**	13	17	1.682	0.034
18	78	**Jakob ROSENTHALER**	AUT	Red Bull MotoGP Rookies Cup	KTM	**1'43.884**	13	17	1.726	0.044
19	42	**Soma GÖRBE**	HUN	Red Bull MotoGP Rookies Cup	KTM	**1'43.891**	10	17	1.733	0.007
20	10	**Guillermo MORENO**	MEX	Red Bull MotoGP Rookies Cup	KTM	**1'46.274**	3	12	4.116	2.383
21	9	**Freddie HEINRICH**	GER	Red Bull MotoGP Rookies Cup	KTM	**1'47.508**	5	6	5.350	1.234

DORNA DATA PROCESSING TIMING SERVICE DORNA DATA PROCESSING TIMING SERVICE DORNA DATA PROCESSING TIMING SERVICE DORNA DATA PROCESSING TIMING SERVICE DORNA DATA PROCESSING TIMING SERVICE DORNA DATA PROCESSING TIMING SERVICE DORNA DATA PROCESSING TIMING SERVICE DORNA DATA PROCESSING TIMING SERVICE DORNA DATA PROCCEESSS

Cheste, Friday, November 04, 2022

Circuit Ricardo Tormo | Results and timing service provided by TISSOT

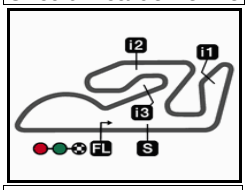

4005 m.

RookiesCup

GRAN PREMIO MOTUL DE LA COMUNITAT VALENCIANA

Race Nr. 1

Analysis by Lap

Lap 1

Num	Lap Time	Gap
28	1'49.480	
18	1'49.906	0.426
67	1'50.006	0.526
95	1'50.222	0.742
99	1'50.270	0.790
58	1'50.837	1.357
27	1'50.974	1.494
5	1'51.453	1.973
69	1'51.515	2.035
29	1'51.598	2.118
14	1'51.887	2.407
93	1'52.523	3.043
12	1'52.599	3.119
42	1'52.709	3.229
57	1'52.795	3.315
78	1'52.893	3.413
21	1'53.145	3.665
81	1'53.360	3.880
55	1'53.497	4.017
10	1'55.234	5.754
9	2'24.358	34.878

Lap 2

Num	Lap Time	Gap
28	1'43.357	
18	1'43.049	0.118
67	1'43.222	0.391
95	1'43.385	0.770
99	1'43.374	0.807
27	1'42.817	0.954
58	1'43.442	1.442
5	1'43.115	1.731
69	1'43.253	1.931
29	1'43.463	2.224
14	1'43.232	2.282
93	1'44.241	3.927
12	1'44.265	4.027
42	1'44.329	4.201
78	1'44.393	4.449
21	1'44.385	4.693
81	1'44.452	4.975
55	1'44.461	5.121
57	1'46.135	6.093
10	1'46.313	8.710
9	1'49.022	40.543

Lap 3

Num	Lap Time	Gap
28	1'43.211	
67	1'42.967	0.147
95	1'42.993	0.552
99	1'42.980	0.576
27	1'43.273	1.016
18	1'44.520	1.427
58	1'43.216	1.447
69	1'42.853	1.573
5	1'43.630	2.150
14	1'43.207	2.278
29	1'43.431	2.444
93	1'43.937	4.653
12	1'43.892	4.708
42	1'44.059	5.049
21	1'43.624	5.106
78	1'43.906	5.144
81	1'43.742	5.506
55	1'43.806	5.716
57	1'44.875	7.757
10	1'46.274	11.773
9	1'47.759	45.091

Lap 4

Num	Lap Time	Gap
28	1'43.148	
67	1'43.050	0.049
95	1'42.873	0.277
99	1'42.934	0.362
18	1'42.158	0.437
27	1'42.711	0.579
58	1'42.843	1.142
69	1'42.737	1.162
14	1'42.991	2.121
29	1'43.189	2.485
12	1'43.939	5.499
93	1'44.097	5.602
78	1'43.890	5.886
21	1'43.961	5.919
42	1'44.205	6.106
5	1'47.171	6.173
81	1'43.839	6.197
55	1'43.872	6.440
57	1'44.022	8.631
10	1'46.609	15.234
9	1'47.645	49.588

Lap 5

Num	Lap Time	Gap
28	1'42.789	
18	1'42.474	0.122
67	1'42.944	0.204
95	1'42.913	0.401
99	1'42.949	0.522
27	1'42.998	0.788
69	1'42.920	1.293
58	1'43.068	1.421
14	1'43.160	2.492
29	1'43.681	3.377
12	1'44.202	6.912
93	1'44.182	6.995
78	1'44.097	7.194
21	1'44.180	7.310
55	1'44.196	7.847
42	1'44.537	7.854
81	1'44.456	7.864
57	1'43.888	9.730
10	1'46.668	19.113
9	1'47.508	54.307
5	9'00.759	7'24.143

Lap 6

Num	Lap Time	Gap
67	1'43.002	
28	1'43.447	0.241
99	1'43.313	0.629
95	1'43.574	0.769
27	1'43.223	0.805
58	1'42.765	0.980
69	1'43.004	1.091
18	1'44.356	1.272
14	1'43.362	2.648
29	1'43.922	4.093
93	1'44.202	7.991
12	1'44.342	8.048
21	1'44.131	8.235
81	1'43.766	8.424
78	1'44.495	8.483
42	1'44.066	8.714
55	1'44.260	8.901
57	1'43.907	10.431
10	1'46.914	22.821
9	2'00.150	1'11.251
5	2'00.381	7'41.318

Lap 7

Num	Lap Time	Gap
67	1'43.071	
28	1'43.036	0.206
99	1'43.133	0.691
58	1'43.030	0.939
18	1'42.758	0.959
95	1'43.452	1.150
69	1'43.228	1.248
27	1'43.744	1.478
14	1'43.256	2.833
29	1'43.672	4.694
93	1'44.109	9.029
12	1'44.099	9.076
81	1'43.993	9.346
21	1'44.362	9.526
78	1'44.212	9.624
42	1'44.118	9.761
55	1'44.034	9.864
57	1'43.581	10.941
10	1'46.874	26.624
5	6'47.285	L2'45.532

Lap 8

Num	Lap Time	Gap
67	1'42.887	
28	1'42.845	0.164
99	1'43.175	0.979
18	1'42.928	1.000
58	1'43.322	1.374
69	1'43.037	1.398
95	1'43.309	1.572
27	1'43.040	1.631
14	1'43.154	3.100
29	1'44.068	5.875
12	1'44.187	10.376
93	1'44.357	10.499
78	1'43.973	10.710
81	1'44.296	10.755
21	1'44.325	10.964
42	1'44.411	11.285
55	1'44.326	11.303
57	1'43.592	11.646
10	1'46.479	30.216
5	1'50.959	L2'53.604

Lap 9

Num	Lap Time	Gap
67	1'42.878	
28	1'42.927	0.213
18	1'42.466	0.588
99	1'42.924	1.025
95	1'42.797	1.491
69	1'43.544	2.064
27	1'43.366	2.119
58	1'44.061	2.557
14	1'43.363	3.585
29	1'44.031	7.028
93	1'43.798	11.419
78	1'43.900	11.732
12	1'44.345	11.843
81	1'44.228	12.105
21	1'44.371	12.457
42	1'44.069	12.476
57	1'43.959	12.727
55	1'44.496	12.921
10	1'46.806	34.144
5	1'50.694	L3'01.420

Lap 10

Num	Lap Time	Gap
67	1'43.108	
28	1'43.038	0.143
18	1'42.959	0.439
99	1'43.134	1.051
95	1'42.751	1.134
27	1'42.848	1.859
58	1'42.581	2.030
69	1'43.107	2.063
14	1'43.646	4.123
29	1'44.336	8.256
93	1'44.325	12.636
78	1'44.164	12.788
12	1'44.123	12.858
81	1'43.960	12.957
42	1'43.891	13.259
57	1'44.296	13.915
21	1'44.749	14.098
55	1'44.446	14.259
10	1'47.006	38.042
5	1'56.553	L3'14.865

Lap 11

Num	Lap Time	Gap
67	1'43.384	
28	1'43.507	0.266
18	1'43.292	0.347
95	1'42.869	0.619
99	1'43.250	0.917
27	1'42.506	0.981
58	1'42.864	1.510
69	1'43.095	1.774
14	1'44.010	4.749
29	1'43.884	8.756
93	1'44.295	13.547
81	1'44.195	13.768
12	1'44.355	13.829
78	1'44.720	14.124
42	1'44.470	14.345
57	1'43.837	14.368
21	1'43.932	14.646
55	1'43.864	14.739
10	1'46.818	41.476

Lap 12

Num	Lap Time	Gap
67	1'43.153	
18	1'42.956	0.150
28	1'43.362	0.475
95	1'43.121	0.587
99	1'42.880	0.644
27	1'42.973	0.801
58	1'42.664	1.021
69	1'43.103	1.724
14	1'44.345	5.941
29	1'43.903	9.506
93	1'43.921	14.315
81	1'43.965	14.580
12	1'43.957	14.633
78	1'43.961	14.932
57	1'43.815	15.030
42	1'44.267	15.459
21	1'44.106	15.599
55	1'44.084	15.670
10	1'46.940	45.263

Lap 13

Num	Lap Time	Gap
28	1'43.177	
18	1'43.568	0.066
67	1'43.800	0.148
95	1'43.260	0.195
58	1'42.950	0.319
99	1'43.404	0.396
27	1'43.312	0.461
69	1'43.218	1.290
14	1'44.449	6.738
29	1'43.755	9.609
93	1'43.736	14.399
12	1'43.840	14.821
78	1'43.884	15.164
57	1'43.878	15.256
81	1'44.401	15.329
42	1'43.982	15.789
21	1'43.898	15.845
55	1'44.388	16.406

Lap 14

Num	Lap Time	Gap
28	1'43.438	
18	1'43.440	0.068
58	1'43.583	0.464
67	1'43.806	0.516
95	1'43.871	0.628
99	1'43.735	0.693
27	1'43.776	0.799
69	1'43.049	0.901
14	1'44.350	7.650
29	1'44.236	10.407

Lapped rider

DORNA DATA PROCESSING _TIMING SERVICE DORNA DATA PROCESSING TIMING SERVICE DORNA DATA PROCESSING TIMING SERVICE DORNA DATA PROCESSING TIMING SERVICE DORNA DATA PROCESSING TIMING SERVICE DORNA DATA PROCESSING TIMING SERVICE DORNA DATA PROCESSING TIMING SERVICE DORNA DATA PROCESSING TIMING SERVICE DORNA DATA PROCCEESSS

Num	Lap Time	Gap
93	1'44.403	15.364
12	1'44.198	15.581
78	1'44.000	15.726
57	1'43.989	15.807
81	1'44.181	16.072
21	1'44.394	16.801
42	1'44.548	16.899
55	1'44.179	17.147
Lap	**15**	
18	1'43.433	
67	1'43.384	0.399
58	1'43.441	0.404
99	1'43.564	0.756
28	1'44.315	0.814
95	1'43.806	0.933
27	1'43.695	0.993
69	1'43.593	0.993
14	1'44.647	8.796
29	1'44.314	11.220
93	1'44.151	16.014
12	1'44.145	16.225
78	1'44.122	16.347
57	1'44.252	16.558
81	1'44.128	16.699
42	1'44.137	17.535
21	1'44.313	17.613
55	1'44.385	18.031
Lap	**16**	
18	1'43.520	
28	1'42.989	0.283
67	1'43.410	0.289
58	1'43.508	0.392
99	1'43.281	0.517
95	1'43.371	0.784
69	1'43.439	0.912
27	1'43.660	1.133
14	1'44.760	10.036
29	1'44.135	11.835
78	1'44.347	17.174
93	1'44.759	17.253
81	1'44.347	17.526
12	1'44.984	17.689
57	1'44.731	17.769
21	1'43.880	17.973
42	1'44.493	18.508
55	1'44.349	18.860
Lap	**17**	
58	1'43.326	
18	1'43.915	0.197
28	1'43.785	0.350
99	1'43.558	0.357
67	1'43.789	0.360
27	1'43.042	0.457
95	1'43.465	0.531
69	1'43.716	0.910
14	1'44.651	10.969
29	1'44.550	12.667
93	1'44.101	17.636
78	1'44.182	17.638
12	1'43.877	17.848
81	1'44.178	17.986
57	1'44.836	18.887
21	1'44.734	18.989
42	1'44.232	19.022
55	1'44.803	19.945

☐ Lapped rider

DORNA DATA PROCESSING -TIMING SERVICE DORNA DATA PROCESSING TIMING SERVICE DORNA DATA PROCESSING TIMING SERVICE DORNA DATA PROCESSING TIMING SERVICE DORNA DATA PROCESSING TIMING SERVICE DORNA DATA PROCESSING TIMING SERVICE DORNA DATA PROCESSING TIMING SERVICE DORNA DATA PROCESSING TIMING SERVICE DORNA DATA PROCCEESSS

Circuit Ricardo Tormo

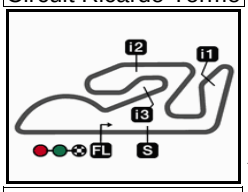

4005 m.

Results and timing service provided by TISSOT

RookiesCup

GRAN PREMIO MOTUL DE LA COMUNITAT VALENCIANA

After the **Race Nr. 1**

Event Best Maximum Speed

	Rider	Nation	Team	Motorcycle	Km/h	
11	**Ruché MOODLEY**	**RSA**	Red Bull MotoGP Rookies Cup	KTM	**219.6**	Free Practice Nr. 1
69	**Marcos RUDA**	**SPA**	Red Bull MotoGP Rookies Cup	KTM	**219.6**	Free Practice Nr. 1
18	**Angel PIQUERAS**	**SPA**	Red Bull MotoGP Rookies Cup	KTM	**219.6**	Free Practice Nr. 2
27	**Rico SALMELA**	**FIN**	Red Bull MotoGP Rookies Cup	KTM	**218.9**	Free Practice Nr. 1
28	**Máximo QUILES**	**SPA**	Red Bull MotoGP Rookies Cup	KTM	**218.9**	Qualifying Practice
93	**Arbi ADITAMA**	**INA**	Red Bull MotoGP Rookies Cup	KTM	**218.2**	Free Practice Nr. 2
78	**Jakob ROSENTHALER**	**AUT**	Red Bull MotoGP Rookies Cup	KTM	**218.2**	Free Practice Nr. 2
57	**Danial SHAHRIL**	**MAL**	Red Bull MotoGP Rookies Cup	KTM	**218.2**	Race Nr. 1
99	**José Antonio RUEDA**	**SPA**	Red Bull MotoGP Rookies Cup	KTM	**218.2**	Qualifying Practice
55	**Alex VENTURINI**	**ITA**	Red Bull MotoGP Rookies Cup	KTM	**217.5**	Qualifying Practice
81	**Lorenz LUCIANO**	**BEL**	Red Bull MotoGP Rookies Cup	KTM	**217.5**	Qualifying Practice
12	**Jacob ROULSTONE**	**AUS**	Red Bull MotoGP Rookies Cup	KTM	**216.9**	Free Practice Nr. 1
67	**Casey O'GORMAN**	**IRL**	Red Bull MotoGP Rookies Cup	KTM	**216.9**	Qualifying Practice
58	**Luca LUNETTA**	**ITA**	Red Bull MotoGP Rookies Cup	KTM	**216.2**	Race Nr. 1
14	**Cormac BUCHANAN**	**NZE**	Red Bull MotoGP Rookies Cup	KTM	**216.2**	Free Practice Nr. 1
42	**Soma GÖRBE**	**HUN**	Red Bull MotoGP Rookies Cup	KTM	**215.5**	Free Practice Nr. 2
5	**Tatchakorn BUASRI**	**THA**	Red Bull MotoGP Rookies Cup	KTM	**215.5**	Free Practice Nr. 1
48	**Gabin PLANQUES**	**FRA**	Red Bull MotoGP Rookies Cup	KTM	**215.5**	Free Practice Nr. 2
29	**Harrison VOIGHT**	**AUS**	Red Bull MotoGP Rookies Cup	KTM	**214.8**	Free Practice Nr. 2
95	**Collin VEIJER**	**NED**	Red Bull MotoGP Rookies Cup	KTM	**214.8**	Race Nr. 1
21	**Demis MIHAILA**	**ITA**	Red Bull MotoGP Rookies Cup	KTM	**214.2**	Free Practice Nr. 2
9	**Freddie HEINRICH**	**GER**	Red Bull MotoGP Rookies Cup	KTM	**212.8**	Free Practice Nr. 1
10	**Guillermo MORENO**	**MEX**	Red Bull MotoGP Rookies Cup	KTM	**212.2**	Free Practice Nr. 1

DORNA DATA PROCESSING -TIMING SERVICE DORNA DATA PROCESSING TIMING SERVICE DORNA DATA PROCESSING TIMING SERVICE DORNA DATA PROCESSING TIMING SERVICE DORNA DATA PROCESSING TIMING SERVICE DORNA DATA PROCESSING TIMING SERVICE DORNA DATA PROCESSING TIMING SERVICE DORNA DATA PROCCEESSS

Cheste, Friday, November 04, 2022

Circuit Ricardo Tormo

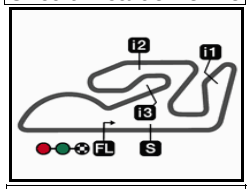

4005 m.

Results and timing service provided by TISSOT

After the **GRAN PREMIO MOTUL DE LA COMUNITAT VALENCIANA**

RookiesCup

2022 Riders Performance

(Qualifying Position - Starting Position - Race Position)

	Rider	Points	POR	POR	SPA	SPA	ITA	ITA	GER	GER	AUT	AUT	ARA	ARA	VAL	VAL							
1	**RUEDA José Antonio**	**215**	13	13	1	1	4	4	1	1	10	10	1	1	4								
			13-1	11-2	1-1	1-3	4-11	4-6	1-1	1-4	10-2	10-4	1-2	1-6	4-4	-	-	-	-	-	-	-	-
2	**VEIJER Collin**	**200**	12	12	9	9	5	5	11	11	4	4	5	5	5								
			12-3	10-1	9-3	9-4	24-15	5-1	11-4	11-2	4-4	4-5	5-4	5-1	5-7	-	-	-	-	-	-	-	-
3	**PIQUERAS Angel**	**164**	1	1	5	5	2	2	4	4	1	1	8	8	1								
			1-NC	-NS	4-2	5-6	2-4	2-8	4-NC	4-1	1-1	1-3	8-5	8-3	1-2	-	-	-	-	-	-	-	-
4	**QUILES Máximo**	**164**	2	2	11	11	17	17	13	13	2	2	13	13	3								
			2-NC	1-8	11-4	11-1	16-1	17-NC	13-12	13-6	2-9	2-2	13-3	13-2	3-3	-	-	-	-	-	-	-	-
5	**LUNETTA Luca**	**134**	16	16	3	3	3	3	6	6	8	8	2	2	6								
			16-NC	14-10	2-8	3-2	3-8	3-5	6-3	6-8	8-5	8-8	2-NC	2-4	6-1	-	-	-	-	-	-	-	-
6	**BUASRI Tatchakorn**	**124**	8	8	10	10	11	11			3	3	15	15	11								
			8-5	7-6	10-NC	10-8	10-2	11-3	-	-	3-3	3-1	15-6	15-8	11-NC	-	-	-	-	-	-	-	-
7	**SALMELA Rico**	**111**	9	9	6	6	9	9	8	8	6	6	12	12	8								
			9-NL	8-5	6-7	6-11	8-3	9-7	8-8	8-5	6-NC	6-9	12-1	12-NC	8-6	-	-	-	-	-	-	-	-
8	**O'GORMAN Casey**	**109**	5	5	7	7	7	7	NC	NC	9	9	7	7	2								
			5-2	4-3	7-5	7-5	6-NC	7-22	25-6	25-10	9-NC	9-10	7-7	7-7	2-5	-	-	-	-	-	-	-	-
9	**FARIOLI Filippo**	**93**	11	11	2	2	1	1	2	2	7	7	3	3									
			-NS	-NS	5-6	2-7	1-9	1-2	2-7	2-3	7-14	7-7	3-NC	3-5	-	-	-	-	-	-	-	-	-
10	**VOIGHT Harrison**	**83**	3	3	4	4			7	7	20	20	4	4	10								
			3-4	2-4	3-NC	4-10	-	-	7-2	7-7	20-16	19-12	4-9	4-11	10-10	-	-	-	-	-	-	-	-
11	**RUDA Marcos**	**72**	6	6	12	12	16	16	16	16	5	5	11	11	7								
			6-12	5-15	12-14	12-9	15-10	16-9	16-14	16-14	5-8	5-6	11-8	11-9	7-8	-	-	-	-	-	-	-	-
12	**LUCIANO Lorenz**	**48**	14	14	15	15	15	15	20	20	18	18	21	21	19								
			14-10	12-14	15-17	15-12	14-7	15-12	20-5	20-11	18-17	17-16	21-12	21-15	19-14	-	-	-	-	-	-	-	-
13	**SHAHRIL Danial**	**46**	22	22	13	13	8	8	9	9	16	16	17	17	15								
			22-9	20-12	13-9	13-15	7-NC	8-13	9-10	9-13	16-6	15-15	17-NC	17-13	15-15	-	-	-	-	-	-	-	-

NC=Not classified NL=Not finished first lap NP=Not started race re-start N2=Not finished first lap race re-start EX=Excluded NS=Not Started DS=Disqualified

DORNA DATA PROCESSING -TIMING SERVICE DORNA DATA PROCESSING TIMING SERVICE DORNA DATA PROCESSING TIMING SERVICE DORNA DATA PROCESSING TIMING SERVICE DORNA DATA PROCESSING TIMING SERVICE DORNA DATA PROCESSING TIMING SERVICE DORNA DATA PROCESSING TIMING SERVICE DORNA DATA PROCCEESSS

Cheste, Friday, November 04, 2022

	Rider	Points	POR	POR	SPA	SPA	ITA	ITA	GER	GER	AUT	AUT	ARA	ARA	VAL	VAL							
14	**O'SHEA Eddie**	**38**	10	10	17	17	14	14	3	3			NC	NC									
			10-NL	9-9	17-11	17-13	25-13	14-4	3-NC	3-9	-	-	-NS	-NS	-	-	-	-	-	-	-	-	-
15	**ROSENTHALER Jakob**	**37**	19	19	14	14	19	19	21	21	11	11	18	18	13								
			19-8	17-11	14-NC	14-17	18-6	19-14	21-16	21-17	11-10	11-NC	18-14	18-16	13-12	-	-	-	-	-	-	-	-
16	**ADITAMA Arbi**	**36**	20	20	16	16	12	12	17	17	17	17	20	20	12								
			20-11	18-18	16-NC	16-19	11-5	12-10	17-NC	17-22	17-7	16-NC	20-17	20-19	12-11	-	-	-	-	-	-	-	-
17	**PLANQUES Gabin**	**32**	7	7	8	8	13	13	10	10	15	15	9	9	20								
			7-6	6-7	8-10	8-18	12-NC	13-17	10-13	10-NC	15-12	14-NC	9-NC	9-NC	-NS	-	-	-	-	-	-	-	-
18	**MOODLEY Ruché**	**31**	21	21	22	22	20	20	19	19	13	13	10	10									
			21-14	19-13	22-13	22-14	19-NC	20-18	19-21	19-12	13-NC	13-11	10-10	10-10	-	-	-	-	-	-	-	-	-
19	**BUCHANAN Cormac**	**28**			18	18	18	18	5	5	19	19	6	6	9								
			-	-	18-12	18-20	17-NC	18-11	5-11	5-NC	19-NC	18-13	25-16	6-12	9-9	-	-	-	-	-	-	-	-
20	**MIHAILA Demis**	**23**	17	17	20	20	6	6	12	12	12	12	19	19	17								
			17-15	15-20	20-15	20-16	5-NC	6-15	12-9	12-15	12-11	12-14	19-11	19-18	17-16	-	-	-	-	-	-	-	-
21	**ROULSTONE Jacob**	**16**	NC	NC	21	21	21	21	14	14	22	22	16	16	16								
			25-7	23-NC	21-20	21-24	20-16	21-20	14-19	14-20	22-15	21-17	16-13	16-17	16-13	-	-	-	-	-	-	-	-
22	**GÖRBE Soma**	**6**	4	4	19	19	10	10	15	15	14	14	14	14	14								
			-NS	3-16	19-16	19-NC	9-NC	10-16	15-15	15-16	14-13	-NS	14-NC	14-14	14-17	-	-	-	-	-	-	-	-
23	**VENTURINI Alex**	**5**	15	15	23	23	23	23	22	22	24	24	22	22	18								
			-NS	13-19	23-18	23-21	22-12	23-19	22-17	22-21	24-NC	22-18	22-15	22-20	18-18	-	-	-	-	-	-	-	-
24	**HEINRICH Freddie**	**3**	23	23					23	23	21	21	24	24	21								
			23-13	21-17	-	-	-	-	23-20	23-19	21-18	20-19	24-18	24-NC	20-NC	-	-	-	-	-	-	-	-
25	**MIZERA Amaury**	**2**	18	18	24	24	22	22	18	18	23	23											
			18-NC	16-NC	24-21	24-22	21-14	22-21	18-18	18-18	23-19	-NS	-	-	-	-	-	-	-	-	-	-	-
26	**MORENO Guillermo**	**0**	NC	NC	25	25	24	24	24	24	25	25	23	23	22								
			24-16	22-21	25-19	25-23	23-17	24-NC	24-22	24-NC	25-20	23-20	23-19	23-21	21-NC	-	-	-	-	-	-	-	-

NC=Not classified NL=Not finished first lap NP=Not started race re-start N2=Not finished first lap race re-start EX=Excluded NS=Not Started DS=Disqualified

DORNA DATA PROCESSING -TIMING SERVICE DORNA DATA PROCESSING TIMING SERVICE DORNA DATA PROCESSING TIMING SERVICE DORNA DATA PROCESSING TIMING SERVICE DORNA DATA PROCESSING TIMING SERVICE DORNA DATA PROCESSING TIMING SERVICE DORNA DATA PROCESSING TIMING SERVICE DORNA DATA PROCCEESSS

Circuit Ricardo Tormo

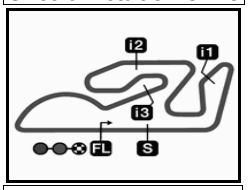

4005 m.

Results and timing service provided by TISSOT

RookiesCup

GRAN PREMIO MOTUL DE LA COMUNITAT VALENCIANA

Championship Classification

	Rider	Nation	Points	POR	POR	SPA	SPA	ITA	ITA	GER	GER	AUT	AUT	ARA	ARA	VAL	VAL
1	**RUEDA José Antonio**	SPA	**215**	25	20	25	16	5	10	25	13	20	13	20	10	1	
2	**VEIJER Collin**	NED	**200**	16	25	16	13	1	25	13	20	13	11	13	25		
3	**PIQUERAS Angel**	SPA	**164**	-	-	20	10	13	8	-	25	25	16	11	16	2	
4	**QUILES Máximo**	SPA	**164**	-	8	13	25	25	-	4	10	7	20	16	20	1	
5	**LUNETTA Luca**	ITA	**134**	-	6	8	20	8	11	16	8	11	8	-	13	2	
6	**BUASRI Tatchakorn**	THA	**124**	11	10	-	8	20	16	-	-	16	25	10	8		
7	**SALMELA Rico**	FIN	**111**	-	11	9	5	16	9	8	11	-	7	25	-	1	
8	**O'GORMAN Casey**	IRL	**109**	20	16	11	11	-	0	10	6	-	6	9	9	1	
9	**FARIOLI Filippo**	ITA	**93**	-	-	10	9	7	20	9	16	2	9	-	11		
10	**VOIGHT Harrison**	AUS	**83**	13	13	-	6	-	-	20	9	0	4	7	5		
11	**RUDA Marcos**	SPA	**72**	4	1	2	7	6	7	2	2	8	10	8	7		
12	**LUCIANO Lorenz**	BEL	**48**	6	2	0	4	9	4	11	5	0	0	4	1		
13	**SHAHRIL Danial**	MAL	**46**	7	4	7	1	-	3	6	3	10	1	-	3		
14	**O'SHEA Eddie**	GBR	**38**	-	7	5	3	3	13	-	7	-	-	-	-		
15	**ROSENTHALER Jakob**	AUT	**37**	8	5	-	0	10	2	0	0	6	-	2	0		
16	**ADITAMA Arbi**	INA	**36**	5	0	-	0	11	6	-	0	9	-	0	0		
17	**PLANQUES Gabin**	FRA	**32**	10	9	6	0	-	0	3	-	4	-	-	-		
18	**MOODLEY Ruché**	RSA	**31**	2	3	3	2	-	0	0	4	-	5	6	6		
19	**BUCHANAN Cormac**	NZE	**28**	-	-	4	0	-	5	5	-	-	3	0	4		
20	**MIHAILA Demis**	ITA	**23**	1	0	1	0	-	1	7	1	5	2	5	0		
21	**ROULSTONE Jacob**	AUS	**16**	9	-	0	0	0	0	0	0	1	0	3	0		
22	**GÖRBE Soma**	HUN	**6**	-	0	0	-	-	0	1	0	3	-	-	2		
23	**VENTURINI Alex**	ITA	**5**	-	0	0	0	4	0	0	0	-	0	1	0		
24	**HEINRICH Freddie**	GER	**3**	3	0	-	-	-	-	0	0	0	0	0	-		
25	**MIZERA Amaury**	FRA	**2**	-	-	0	0	2	0	0	0	0	-	-	-		
26	**MORENO Guillermo**	MEX	**0**	0	0	0	0	0	-	0	-	0	0	0	0		

DORNA DATA PROCESSING ,TIMING SERVICE DORNA DATA PROCESSING TIMING SERVICE DORNA DATA PROCESSING TIMING SERVICE DORNA DATA PROCESSING TIMING SERVICE DORNA DATA PROCESSING TIMING SERVICE DORNA DATA PROCESSING TIMING SERVICE DORNA DATA PROCESSING TIMING SERVICE DORNA DATA PROCESSING TIMING SERVICE DORNA DATA PROCCEESSS

Cheste, Friday, November 04, 2022