Circuit Ricardo Tormo

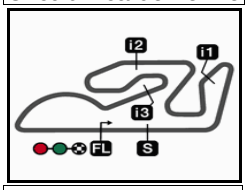

4005 m.

Results and timing service provided by TISSOT

RookiesCup

GRAN PREMIO MOTUL DE LA COMUNITAT VALENCIANA

Race Nr. 2

Classification after 17 laps = 68.085 km

Pos			Rider	Nation	Team	Motorcycle	Total Time	Km/h	Gap
1	25	28	**Máximo QUILES**	SPA	Red Bull MotoGP Rookies Cup	KTM	**29'12.579**	139.8	
2	20	18	**Angel PIQUERAS**	SPA	Red Bull MotoGP Rookies Cup	KTM	**29'12.615**	139.8	0.036
3	16	58	**Luca LUNETTA**	ITA	Red Bull MotoGP Rookies Cup	KTM	**29'13.033**	139.8	0.454
4	13	69	**Marcos RUDA**	SPA	Red Bull MotoGP Rookies Cup	KTM	**29'13.237**	139.8	0.658
5	11	27	**Rico SALMELA**	FIN	Red Bull MotoGP Rookies Cup	KTM	**29'13.356**	139.7	0.777
6	10	95	**Collin VEIJER**	NED	Red Bull MotoGP Rookies Cup	KTM	**29'13.454**	139.7	0.875
7	9	99	**José Antonio RUEDA**	SPA	Red Bull MotoGP Rookies Cup	KTM	**29'13.925**	139.7	1.346
8	8	29	**Harrison VOIGHT**	AUS	Red Bull MotoGP Rookies Cup	KTM	**29'15.721**	139.6	3.142
9	7	93	**Arbi ADITAMA**	INA	Red Bull MotoGP Rookies Cup	KTM	**29'22.383**	139.0	9.804
10	6	14	**Cormac BUCHANAN**	NZE	Red Bull MotoGP Rookies Cup	KTM	**29'22.525**	139.0	9.946
11	5	78	**Jakob ROSENTHALER**	AUT	Red Bull MotoGP Rookies Cup	KTM	**29'33.917**	138.1	21.338
12	4	81	**Lorenz LUCIANO**	BEL	Red Bull MotoGP Rookies Cup	KTM	**29'34.289**	138.1	21.710
13	3	57	**Danial SHAHRIL**	MAL	Red Bull MotoGP Rookies Cup	KTM	**29'34.340**	138.1	21.761
14	2	5	**Tatchakorn BUASRI**	THA	Red Bull MotoGP Rookies Cup	KTM	**29'34.342**	138.1	21.763
15	1	12	**Jacob ROULSTONE**	AUS	Red Bull MotoGP Rookies Cup	KTM	**29'34.500**	138.1	21.921
16		21	**Demis MIHAILA**	ITA	Red Bull MotoGP Rookies Cup	KTM	**29'34.740**	138.1	22.161
17		42	**Soma GÖRBE**	HUN	Red Bull MotoGP Rookies Cup	KTM	**29'34.819**	138.1	22.240
18		9	**Freddie HEINRICH**	GER	Red Bull MotoGP Rookies Cup	KTM	**30'13.889**	135.1	1'01.310
19		10	**Guillermo MORENO**	MEX	Red Bull MotoGP Rookies Cup	KTM	**30'23.996**	134.3	1'11.417
Not classified									
		67	**Casey O'GORMAN**	IRL	Red Bull MotoGP Rookies Cup	KTM	**17'14.187**	139.4	7 laps
Not finished first lap									
		55	**Alex VENTURINI**	ITA	Red Bull MotoGP Rookies Cup	KTM			

Race condition: **Dry**
Air: 22°
Humidity: 18%
Ground: 28°

Pole Position:				
Fastest Lap:	Lap 10	**Máximo QUILES**	**1'42.007**	141.3 Km/h
Best Race Lap:	2020	**David MUÑOZ**	**1'41.664**	141.8 Km/h
All Time Lap Record:	2020	**Daniel HOLGADO**	**1'41.486**	142.0 Km/h

16:15'00		**SIGHTING LAP START**
16:28'15		**WARM UP LAP START**
16:30'48		**RACE START**
16:31'32	-	**No jump starts**
16:32'20	Alex VENTURINI	crashed out - Rider OK
16:48'18	Casey O'GORMAN	crashed out - Rider OK
16:48'50	**Angel PIQUERAS**	**track limits warning**

The results are provisional until the end of the limit for protest and appeals.

Time limit for protest expires 30' after publication of the results - ..... Time: .....

DORNA DATA PROCESSING TIMING SERVICE DORNA DATA PROCESSING TIMING SERVICE DORNA DATA PROCESSING TIMING SERVICE DORNA DATA PROCESSING TIMING SERVICE DORNA DATA PROCESSING TIMING SERVICE DORNA DATA PROCESSING TIMING SERVICE DORNA DATA PROCESSING TIMING SERVICE DORNA DATA PROCCEESSS

Cheste, Saturday, November 05, 2022

Circuit Ricardo Tormo

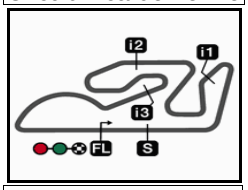

4005 m.

Results and timing service provided by TISSOT

RookiesCup

GRAN PREMIO MOTUL DE LA COMUNITAT VALENCIANA

Race Nr. 2

Top Speed & Average

	Rider	Nation	Motorcycle	Top 5 speeds					Average	Top
27	**Rico SALMELA**	**FIN**	KTM	221.8	219.6	218.2	218.2	217.5	218.8	**221.8**
58	**Luca LUNETTA**	**ITA**	KTM	218.9	215.5	214.8	214.8	214.8	215.8	**218.9**
81	**Lorenz LUCIANO**	**BEL**	KTM	218.9	213.5	212.8	212.8	212.2	214.0	**218.9**
93	**Arbi ADITAMA**	**INA**	KTM	218.9	212.2	212.2	211.5	211.5	213.0	**218.9**
99	**José Antonio RUEDA**	**SPA**	KTM	218.9	218.2	217.5	216.2	216.2	217.2	**218.9**
57	**Danial SHAHRIL**	**MAL**	KTM	217.5	217.5	216.2	214.8	213.5	215.9	**217.5**
18	**Angel PIQUERAS**	**SPA**	KTM	216.9	214.2	213.5	213.5	212.8	214.0	**216.9**
69	**Marcos RUDA**	**SPA**	KTM	216.9	214.8	214.8	214.2	213.5	214.6	**216.9**
67	**Casey O'GORMAN**	**IRL**	KTM	216.2	213.5	213.5	212.8	212.2	213.4	**216.2**
78	**Jakob ROSENTHALER**	**AUT**	KTM	216.2	215.5	215.5	215.5	214.8	215.4	**216.2**
95	**Collin VEIJER**	**NED**	KTM	216.2	216.2	214.8	214.2	213.5	214.7	**216.2**
21	**Demis MIHAILA**	**ITA**	KTM	215.5	212.8	212.2	212.2	212.2	213.0	**215.5**
28	**Máximo QUILES**	**SPA**	KTM	215.5	215.5	214.8	213.5	212.8	214.2	**215.5**
42	**Soma GÖRBE**	**HUN**	KTM	215.5	215.5	213.5	212.2	212.2	213.3	**215.5**
12	**Jacob ROULSTONE**	**AUS**	KTM	214.8	214.2	214.2	213.5	213.5	213.9	**214.8**
5	**Tatchakorn BUASRI**	**THA**	KTM	213.5	213.5	212.8	212.2	211.5	212.5	**213.5**
14	**Cormac BUCHANAN**	**NZE**	KTM	213.5	212.2	211.5	211.5	210.2	211.2	**213.5**
29	**Harrison VOIGHT**	**AUS**	KTM	213.5	213.5	212.8	212.8	212.8	213.1	**213.5**
9	**Freddie HEINRICH**	**GER**	KTM	204.6	202.2	201.6	201.0	201.0	201.6	**204.6**
10	**Guillermo MORENO**	**MEX**	KTM	204.0	202.8	201.6	201.0	200.4	201.5	**204.0**
55	**Alex VENTURINI**	**ITA**	KTM	169.3					169.3	**169.3**

DORNA DATA PROCESSING TIMING SERVICE DORNA DATA PROCESSING TIMING SERVICE DORNA DATA PROCESSING TIMING SERVICE DORNA DATA PROCESSING TIMING SERVICE DORNA DATA PROCESSING TIMING SERVICE DORNA DATA PROCESSING TIMING SERVICE DORNA DATA PROCESSING TIMING SERVICE DORNA DATA PROCCEESSS

Cheste, Saturday, November 05, 2022

Circuit Ricardo Tormo

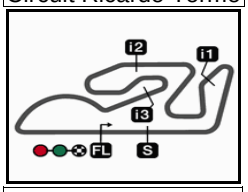

4005 m.

Results and timing service provided by TISSOT

RookiesCup

GRAN PREMIO MOTUL DE LA COMUNITAT VALENCIANA

Race Nr. 2

Fastest Laps Sequence

Lap	Race Time	Rider	Nation	Motorcycle	Time	Km/h	Riders's Lap
2	**3'33.272**	18 **Angel PIQUERAS**	SPA	KTM	**1'43.197**	139.7	2
2	**3'33.333**	67 **Casey O'GORMAN**	IRL	KTM	**1'43.173**	139.7	2
2	**3'33.364**	69 **Marcos RUDA**	SPA	KTM	**1'43.019**	139.9	2
2	**3'34.090**	95 **Collin VEIJER**	NED	KTM	**1'42.847**	140.1	2
3	**5'15.673**	67 **Casey O'GORMAN**	IRL	KTM	**1'42.340**	140.8	3
3	**5'15.807**	28 **Máximo QUILES**	SPA	KTM	**1'42.209**	141.0	3
5	**8'41.152**	69 **Marcos RUDA**	SPA	KTM	**1'42.119**	141.1	5
10	**17'14.100**	28 **Máximo QUILES**	SPA	KTM	**1'42.007**	141.3	10

DORNA DATA PROCESSING -TIMING SERVICE DORNA DATA PROCESSING TIMING SERVICE DORNA DATA PROCESSING TIMING SERVICE DORNA DATA PROCESSING TIMING SERVICE DORNA DATA PROCESSING TIMING SERVICE DORNA DATA PROCESSING TIMING SERVICE DORNA DATA PROCESSING TIMING SERVICE DORNA DATA PROCESSING TIMING SERVICE DORNA DATA PROCCEESSS

Circuit Ricardo Tormo

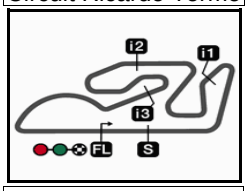

4005 m.

Results and timing service provided by TISSOT

RookiesCup

GRAN PREMIO MOTUL DE LA COMUNITAT VALENCIANA

Race Nr. 2

Chronological Analysis of Performances

***** Lap / Sector time cancelled
P Crossing the finish line in pit lane

T1 Time from finish line to 1st intermediate
T2 Time from 1st intermed. to 2nd intermed.
T3 Time from 2nd intermed. to 3rd intermed.
T4 Time from 3rd intermediate to finish line

1st 28 Máximo QUILES — Red Bull MotoGP Roo — SPA

Lap	Lap Time	T1	T2	T3	T4	Speed
1	1'50.262	30.942	27.126	23.743	28.451	161.4
2	**1'43.336**	24.218	27.122	23.684	28.312	214.8
3	**1'42.209**	23.877	26.898	23.534	27.900	215.5
4	**1'43.038**	24.324	27.134	23.593	27.987	210.2
5	1'42.053 *	23.712	26.768	23.454	28.119*	212.8
6	**1'42.912**	23.883	26.798	23.613	28.618	208.3
7	**1'42.609**	23.931	27.008	23.518	28.152	215.5
8	**1'42.874**	24.080	26.892	23.641	28.261	208.9
9	**1'42.800**	24.053	26.953	23.555	28.239	212.8
10	**1'42.007**	23.657	26.753	23.634	27.963	213.5
11	**1'42.683**	23.933	26.943	23.665	28.142	208.3
12	**1'42.646**	23.925	26.984	23.574	28.163	208.9
13	**1'42.974**	24.203	26.984	23.650	28.137	208.3
14	**1'42.457**	23.762	27.005	23.576	28.114	212.2
15	1'42.471 *	23.781	26.953*	23.543	28.194	207.7
16	**1'42.687**	23.952	26.904	23.594	28.237	207.1
17	**1'42.561**	23.983	27.055	23.531	27.992	208.3

2nd 18 Angel PIQUERAS — Red Bull MotoGP Roo — SPA

Lap	Lap Time	T1	T2	T3	T4	Speed
1	1'50.075	30.642	27.178	23.792	28.463	158.7
2	**1'43.197**	24.157	26.953	23.678	28.409	208.9
3	**1'42.588**	23.940	26.961	23.539	28.148	210.2
4	**1'42.885**	23.932	27.024	23.602	28.327	212.8
5	**1'42.260**	24.046	26.789	23.448	27.977	211.5
6	**1'42.618**	23.977	26.836	23.516	28.289	210.9
7	**1'42.878**	23.966	26.934	23.609	28.369	210.9
8	1'42.725 *	23.824	26.971	23.636	28.294*	211.5
9	**1'42.972**	24.218	26.949	23.569	28.236	206.4
10	1'42.105 *	23.82*	26.761	23.590	27.931	214.2
11	1'42.595 *	23.92*	26.858	23.715	28.097	216.9
12	**1'42.660**	23.970	26.950	23.602	28.138	212.2
13	1'42.788 *	23.830	26.985*	23.569	28.404	213.5
14	**1'42.792**	24.076	26.967	23.627	28.122	207.1
15	**1'42.327**	23.932	26.866	23.481	28.048	210.2
16	**1'42.620**	23.916	26.983	23.551	28.170	213.5
17	**1'42.530**	23.854	26.887	23.612	28.177	212.8

3rd 58 Luca LUNETTA — Red Bull MotoGP Roo — ITA

Lap	Lap Time	T1	T2	T3	T4	Speed
1	1'51.654	31.400	27.378	24.631	28.245	161.4
2	**1'42.897**	23.887	27.205	23.569	28.236	212.8
3	**1'42.564**	23.852	27.065	23.485	28.162	212.2
4	**1'42.748**	23.987	27.107	23.505	28.149	214.8
5	**1'42.275**	23.816	26.963	23.408	28.088	212.2
6	**1'42.432**	23.789	27.002	23.472	28.169	212.8
7	**1'42.312**	23.826	26.916	23.484	28.086	214.2
8	**1'42.741**	23.967	27.085	23.550	28.139	218.9
9	**1'42.816**	23.941	27.142	23.456	28.277	215.5
10	**1'42.551**	23.836	27.052	23.459	28.204	214.8
11	**1'42.545**	23.837	26.954	23.484	28.270	212.8
12	**1'42.683**	23.913	27.012	23.485	28.273	210.9
13	1'42.780 *	23.91*	27.069	23.486	28.309	211.5
14	**1'42.606**	23.825	26.924	23.547	28.310	214.2
15	**1'42.253**	23.750	26.957	23.367	28.179	212.2
16	**1'42.567**	23.871	26.995	23.511	28.190	212.2
17	**1'42.609**	23.712	27.188	23.497	28.212	214.8

4th 69 Marcos RUDA — Red Bull MotoGP Roo — SPA

Lap	Lap Time	T1	T2	T3	T4	Speed
1	1'50.345	30.987	27.295	23.711	28.352	162.9
2	**1'43.019**	23.969	26.998	23.706	28.346	216.9
3	**1'42.778**	23.938	27.155	23.604	28.081	212.8
4	1'42.891 *	23.878	27.318*	23.644	28.051	210.9
5	**1'42.119**	23.785	26.916	23.445	27.973	213.5
6	**1'42.526**	23.930	26.862	23.514	28.220	211.5
7	**1'42.698**	23.792	26.916	23.623	28.367	210.9
8	1'42.964 *	24.240	26.827*	23.741	28.156	206.4
9	**1'42.681**	23.727	26.956	23.621	28.377	214.8
10	**1'42.527**	24.102	26.853	23.521	28.051	205.2
11	**1'42.481**	23.774	26.836	23.785	28.086	212.8
12	**1'42.604**	23.905	26.973	23.615	28.111	212.8
13	**1'42.828**	23.855	26.949	23.632	28.392	214.8
14	**1'42.623**	23.811	27.000	23.659	28.153	212.2
15	**1'42.525**	23.805	26.861	23.740	28.119	209.6
16	**1'42.530**	23.896	26.921	23.635	28.078	213.5
17	**1'43.098**	23.902	27.325	23.640	28.231	214.2

5th 27 Rico SALMELA — Red Bull MotoGP Roo — FIN

Lap	Lap Time	T1	T2	T3	T4	Speed
1	1'51.291	31.711	27.528	23.954	28.098	164.8
2	**1'43.295**	24.119	27.040	23.929	28.207	209.6
3	**1'42.734**	23.910	27.016	23.734	28.074	212.8
4	**1'42.808**	23.973	27.123	23.694	28.018	217.5
5	1'42.495 *	23.91*	26.881	23.591	28.110	216.9
6	**1'42.368**	23.998	26.831	23.510	28.029	212.2
7	**1'42.363**	23.806	26.848	23.743	27.966	214.8
8	**1'42.666**	23.880	27.044	23.720	28.022	215.5
9	**1'42.764**	23.972	27.041	23.701	28.050	218.2
10	**1'42.618**	23.959	26.928	23.713	28.018	221.8

Fastest Lap: Máximo QUILES — Red Bull MotoGP Roo — SPA — **1'42.007** — 23.657 — 26.753 — 23.634 — 27.963

DORNA DATA PROCESSING TIMING SERVICE DORNA DATA PROCESSING TIMING SERVICE DORNA DATA PROCESSING TIMING SERVICE DORNA DATA PROCESSING TIMING SERVICE DORNA DATA PROCESSING TIMING SERVICE DORNA DATA PROCESSING TIMING SERVICE DORNA DATA PROCESSING TIMING SERVICE DORNA DATA PROCCEESSS

Cheste, Saturday, November 05, 2022

Race Nr. 2

RookiesCup

6th 95 Collin VEIJER — Red Bull MotoGP Roo — NED

Lap	Lap Time	T1	T2	T3	T4	Speed
1	1'51.243	31.625	27.553	23.724	28.341	157.3
2	**1'42.847**	23.920	27.151	23.516	28.260	214.2
3	**1'42.799**	23.961	27.003	23.641	28.194	210.9
4	**1'42.543**	23.996	26.939	23.551	28.057	207.7
5	**1'42.216**	23.921	26.899	23.390	28.006	210.2
6	**1'42.617**	23.974	26.853	23.672	28.118	209.6
7	**1'42.555**	23.826	26.963	23.558	28.208	212.2
8	**1'42.980**	24.163	27.158	23.502	28.157	211.5
9	**1'42.829**	23.941	27.153	23.496	28.239	214.8
10	**1'42.540**	23.881	27.019	23.479	28.161	216.2
11	**1'42.548**	23.872	26.983	23.453	28.240	212.2
12	**1'42.585**	23.953	26.948	23.487	28.197	210.9
13	**1'42.741**	23.982	27.051	23.509	28.199	213.5
14	**1'42.616**	23.962	26.958	23.458	28.238	213.5
15	**1'42.599**	24.099	27.034	23.404	28.062	208.3
16	**1'42.408**	23.860	26.927	23.532	28.089	212.8
17	**1'42.788**	23.805	27.286	23.536	28.161	216.2

7th 99 José Antonio RUED — Red Bull MotoGP Roo — SPA

Lap	Lap Time	T1	T2	T3	T4	Speed
1	1'51.172	31.449	27.535	23.716	28.472	161.7
2	**1'42.956**	24.108	27.102	23.646	28.100	210.9
3	**1'43.037**	24.157	27.099	23.673	28.108	210.9
4	**1'42.901**	24.044	27.153	23.564	28.140	214.2
5	1'42.273 *	23.88*	26.911	23.394	28.087	214.8
6	**1'42.300**	23.884	26.906	23.420	28.090	212.8
7	**1'42.437**	23.849	26.992	23.509	28.087	216.2
8	**1'42.812**	24.015	27.115	23.619	28.063	215.5
9	**1'42.809**	23.998	27.069	23.613	28.129	218.2
10	**1'42.616**	23.968	26.946	23.620	28.082	218.9
11	**1'42.725**	23.924	27.059	23.549	28.193	216.2
12	**1'42.777**	24.070	27.006	23.481	28.220	212.8
13	**1'42.504**	23.951	26.995	23.430	28.128	213.5
14	**1'42.577**	23.916	27.019	23.546	28.096	217.5
15	**1'42.662**	23.973	26.994	23.498	28.197	216.2
16	**1'42.555**	23.928	27.022	23.467	28.138	213.5
17	**1'42.812**	23.972	27.031	23.563	28.246	213.5

8th 29 Harrison VOIGHT — Red Bull MotoGP Roo — AUS

Lap	Lap Time	T1	T2	T3	T4	Speed
1	1'52.289	32.187	27.655	23.911	28.536	163.7
2	1'42.523 *	23.80*	26.805	23.572	28.341	212.8
3	**1'42.779**	23.885	27.087	23.663	28.144	212.2
4	**1'42.755**	23.931	27.071	23.685	28.068	211.5
5	**1'42.296**	23.871	26.859	23.571	27.995	212.2
6	**1'42.177**	23.898	26.710	23.509	28.060	208.3
7	**1'42.514**	23.863	26.914	23.587	28.150	212.8
8	**1'42.928**	24.209	26.944	23.695	28.080	212.2
9	**1'42.827**	23.905	27.047	23.668	28.207	213.5
10	**1'42.648**	23.921	26.945	23.599	28.183	212.8
11	**1'42.722**	23.974	26.936	23.587	28.225	210.9
12	**1'42.568**	23.992	26.917	23.523	28.136	210.2
13	**1'42.560**	23.978	26.864	23.578	28.140	212.2
14	**1'42.646**	23.872	26.904	23.644	28.226	213.5
15	**1'42.574**	23.919	26.871	23.631	28.153	212.2
16	**1'43.037**	24.054	26.987	23.610	28.386	210.2
17	**1'43.878**	24.010	27.142	23.940	28.786	208.3

9th 93 Arbi ADITAMA — Red Bull MotoGP Roo — INA

Lap	Lap Time	T1	T2	T3	T4	Speed
1	1'52.484	31.825	27.863	24.120	28.676	166.4
2	**1'43.238**	24.060	26.989	23.857	28.332	218.9
3	**1'42.854**	23.913	27.075	23.619	28.247	212.2
4	**1'42.796**	23.863	27.003	23.684	28.246	210.2
5	**1'42.673**	23.876	26.900	23.646	28.251	210.2
6	**1'42.504**	23.726	26.886	23.562	28.330	211.5
7	**1'42.659**	23.844	26.886	23.611	28.318	209.6
8	**1'42.947**	23.865	26.919	23.657	28.506	210.2
9	**1'43.533**	24.585	26.994	23.728	28.226	210.9
10	**1'42.894**	23.803	27.004	23.744	28.343	210.9
11	1'42.991 *	24.03*	26.933	23.671	28.354	211.5
12	**1'43.135**	24.021	26.987	23.796	28.331	211.5
13	**1'43.341**	23.999	27.051	23.826	28.465	212.2
14	**1'43.481**	24.027	27.100	23.734	28.620	207.1
15	**1'43.620**	24.123	27.069	23.844	28.584	207.7
16	**1'43.769**	24.061	27.169	23.879	28.660	207.1
17	**1'43.464**	24.043	27.131	23.840	28.450	207.7

10th 14 Cormac BUCHANA — Red Bull MotoGP Roo — NZE

Lap	Lap Time	T1	T2	T3	T4	Speed
1	1'52.218	31.886	27.746	23.986	28.600	163.3
2	**1'43.621**	24.447	27.085	23.802	28.287	210.2
3	**1'42.966**	24.041	26.967	23.639	28.319	213.5
4	**1'42.708**	23.915	26.832	23.698	28.263	210.2
5	**1'42.582**	23.903	26.879	23.571	28.229	211.5
6	**1'42.599**	23.875	26.766	23.831	28.127	210.2
7	**1'42.668**	23.993	26.716	23.695	28.264	212.2
8	**1'42.832**	23.860	26.859	23.657	28.456	211.5
9	**1'42.798**	23.898	26.919	23.664	28.317	209.6
10	**1'42.920**	24.021	26.967	23.674	28.258	207.7
11	**1'42.962**	23.946	26.979	23.697	28.340	207.7
12	**1'43.567**	24.005	27.089	23.801	28.672	207.1
13	**1'43.805**	24.116	27.159	24.152	28.378	205.8
14	**1'43.522**	24.109	27.152	23.792	28.469	209.6
15	**1'43.441**	24.161	27.053	23.836	28.391	209.6
16	**1'43.797**	24.225	27.191	23.823	28.558	208.9
17	**1'43.519**	24.178	27.119	23.764	28.458	210.2

11th 78 Jakob ROSENTHAL — Red Bull MotoGP Roo — AUT

Lap	Lap Time	T1	T2	T3	T4	Speed
1	1'52.939	32.342	28.328	24.048	28.221	166.0
2	**1'44.059**	24.231	27.447	23.895	28.486	215.5

Fastest Lap: Máximo QUILES — Red Bull MotoGP Roo — SPA — **1'42.007** — 23.657 — 26.753 — 23.634 — 27.963

DORNA DATA PROCESSING TIMING SERVICE DORNA DATA PROCESSING TIMING SERVICE DORNA DATA PROCESSING TIMING SERVICE DORNA DATA PROCESSING TIMING SERVICE DORNA DATA PROCESSING TIMING SERVICE DORNA DATA PROCESSING TIMING SERVICE DORNA DATA PROCESSING TIMING SERVICE DORNA DATA PROCCEESSS

Race Nr. 2

RookiesCup

Lap	Lap Time	T1	T2	T3	T4	Speed
3	**1'44.213**	24.034	27.442	24.065	28.672	216.2
4	**1'43.781**	24.163	27.391	23.832	28.395	213.5
5	**1'43.429**	23.964	27.198	23.807	28.460	212.2
6	**1'43.309**	23.997	27.062	23.912	28.338	212.8
7	**1'43.503**	23.954	27.260	23.964	28.325	214.8
8	**1'43.914**	24.162	27.203	24.121	28.428	215.5
9	**1'43.771**	24.175	27.151	23.939	28.506	215.5
10	1'43.532 *	24.02*	27.360	23.822	28.327	212.8
11	**1'43.675**	24.036	27.412	23.830	28.397	214.8
12	**1'43.927**	24.074	27.568	23.962	28.323	210.9
13	**1'43.945**	24.053	27.483	23.980	28.429	213.5
14	**1'44.346**	24.166	27.624	24.045	28.511	212.2
15	**1'43.832**	23.954	27.310	24.212	28.356	212.8
16	**1'43.863**	24.030	27.458	23.896	28.479	212.8
17	**1'43.879**	24.138	27.224	23.923	28.594	214.2

12th 81 Lorenz LUCIANO

Red Bull MotoGP Roo BEL

Lap	Lap Time	T1	T2	T3	T4	Speed
1	1'52.601	32.333	28.072	23.837	28.359	171.4
2	**1'44.057**	24.307	27.505	23.766	28.479	218.9
3	**1'43.353**	24.201	27.207	23.628	28.317	210.9
4	1'43.508 *	24.25*	27.247	23.753	28.249	213.5
5	**1'43.412**	24.040	27.230	23.640	28.502	212.2
6	**1'43.291**	24.077	27.012	23.701	28.501	207.7
7	**1'43.847**	24.358	27.138	23.854	28.497	207.7
8	**1'43.515**	24.156	27.131	23.659	28.569	208.3
9	**1'43.324**	24.080	27.066	23.646	28.532	207.1
10	**1'44.428**	24.122	27.621	24.233	28.452	206.4
11	**1'43.754**	24.261	27.167	23.884	28.442	210.9
12	**1'44.120**	24.233	27.349	23.770	28.768	212.8
13	**1'44.068**	24.182	27.199	23.904	28.783	205.2
14	**1'44.311**	24.381	27.473	23.796	28.661	205.2
15	1'44.207 *	24.401	27.350*	23.881	28.575	206.4
16	**1'44.135**	24.164	27.373	23.944	28.654	212.8
17	**1'44.358**	24.618	27.315	23.919	28.506	209.6

13th 57 Danial SHAHRIL

Red Bull MotoGP Roo MAL

Lap	Lap Time	T1	T2	T3	T4	Speed
1	1'52.406	32.086	28.025	23.945	28.350	168.1
2	**1'44.400**	24.132	27.696	24.084	28.488	217.5
3	**1'43.282**	23.926	27.232	23.835	28.289	217.5
4	**1'43.301**	23.936	27.216	23.696	28.453	214.8
5	**1'43.793**	24.045	27.418	23.810	28.520	208.3
6	**1'43.885**	24.221	27.449	23.904	28.311	213.5
7	**1'43.233**	23.955	27.191	23.752	28.335	211.5
8	**1'43.622**	24.246	27.306	23.738	28.332	212.2
9	**1'43.217**	23.978	27.058	23.750	28.431	216.2
10	**1'44.007**	24.050	27.439	23.938	28.580	210.9
11	**1'43.661**	24.107	27.136	23.933	28.485	207.7
12	1'44.756 *	24.57*	27.534	23.980	28.668	206.4
13	**1'43.965**	24.273	27.315	23.808	28.569	208.3
14	**1'44.156**	24.239	27.446	23.991	28.480	211.5
15	1'43.744 *	24.022	27.300*	23.929	28.493	211.5
16	**1'44.546**	24.402	27.403	23.979	28.762	207.7
17	**1'44.366**	24.467	27.236	24.014	28.649	208.9

14th 5 Tatchakorn BUASRI

Red Bull MotoGP Roo THA

Lap	Lap Time	T1	T2	T3	T4	Speed
1	1'52.396	31.823	27.529	24.166	28.878	166.4
2	**1'44.240**	24.376	27.508	24.002	28.354	209.6
3	**1'43.332**	23.906	27.172	23.709	28.545	212.8
4	**1'43.455**	24.170	27.255	23.718	28.312	209.6
5	**1'43.800**	24.237	27.267	23.901	28.395	208.9
6	**1'43.217**	24.063	26.962	23.657	28.535	213.5
7	**1'43.551**	24.030	27.125	23.845	28.551	211.5
8	**1'43.824**	24.373	27.194	23.795	28.462	205.2
9	**1'43.603**	24.314	27.164	23.645	28.480	212.2
10	**1'43.864**	24.033	27.267	24.030	28.534	210.9
11	**1'43.680**	24.163	27.207	23.784	28.526	210.2
12	1'44.635 *	24.411	27.793	23.941	28.490*	208.3
13	**1'43.868**	24.071	27.177	23.912	28.708	208.9
14	**1'44.336**	24.401	27.423	24.072	28.440	206.4
15	**1'43.730**	24.076	27.225	23.970	28.459	213.5
16	**1'44.343**	24.167	27.373	23.934	28.869	211.5
17	**1'44.468**	24.452	27.213	23.960	28.843	207.7

15th 12 Jacob ROULSTONE

Red Bull MotoGP Roo AUS

Lap	Lap Time	T1	T2	T3	T4	Speed
1	1'53.396	32.222	28.343	24.360	28.471	167.7
2	1'43.905 *	24.11*	27.436	23.981	28.372	213.5
3	**1'43.811**	24.078	27.277	24.095	28.361	214.2
4	**1'43.397**	24.097	27.133	23.819	28.348	211.5
5	**1'43.375**	24.010	27.288	23.657	28.420	210.9
6	1'43.417 *	24.136	27.138	23.837	28.306*	212.2
7	**1'43.858**	24.078	27.436	23.881	28.463	214.2
8	**1'43.841**	24.080	27.252	23.962	28.547	213.5
9	**1'43.556**	24.170	27.234	23.766	28.386	212.8
10	**1'43.487**	24.114	27.314	23.744	28.315	212.8
11	**1'43.903**	24.287	27.286	23.813	28.517	208.9
12	**1'43.819**	24.095	27.293	23.997	28.434	208.9
13	**1'43.922**	24.232	27.320	23.930	28.440	213.5
14	**1'44.307**	24.335	27.477	24.026	28.469	214.8
15	**1'43.746**	24.154	27.394	23.927	28.271	213.5
16	**1'44.516**	24.289	27.551	24.249	28.427	211.5
17	**1'44.244**	24.467	27.473	23.873	28.431	212.8

16th 21 Demis MIHAILA

Red Bull MotoGP Roo ITA

Lap	Lap Time	T1	T2	T3	T4	Speed
1	1'53.545	32.654	28.207	24.143	28.541	166.4
2	**1'44.000**	24.154	27.377	24.039	28.430	212.2
3	1'43.740 *	24.19*	27.168	24.050	28.326	212.2
4	**1'43.350**	24.215	27.138	23.652	28.345	215.5
5	**1'43.473**	24.099	27.185	23.747	28.442	212.2
6	**1'43.390**	24.093	27.052	23.895	28.350	210.9
7	**1'43.282**	24.046	27.136	23.686	28.414	211.5
8	**1'43.828**	24.152	27.286	23.840	28.550	210.2
9	**1'43.704**	24.191	27.234	23.737	28.542	208.9
10	**1'43.698**	24.150	27.229	23.776	28.543	206.4
11	**1'44.310**	24.577	27.293	23.996	28.444	207.1
12	**1'43.695**	24.123	27.278	23.815	28.479	210.2
13	**1'43.944**	24.232	27.306	23.832	28.574	210.9
14	**1'44.447**	24.301	27.502	23.908	28.736	210.9

Fastest Lap: Máximo QUILES — Red Bull MotoGP Roo — SPA — **1'42.007** — 23.657 — 26.753 — 23.634 — 27.963

DORNA DATA PROCESSING TIMING SERVICE DORNA DATA PROCESSING TIMING SERVICE DORNA DATA PROCESSING TIMING SERVICE DORNA DATA PROCESSING TIMING SERVICE DORNA DATA PROCESSING TIMING SERVICE DORNA DATA PROCESSING TIMING SERVICE DORNA DATA PROCESSING TIMING SERVICE DORNA DATA PROCCEESSS

Lap	Lap Time	T1	T2	T3	T4	Speed
15	**1'43.713**	24.141	27.206	23.951	28.415	212.8
16	**1'44.693**	24.258	27.588	24.105	28.742	208.9
17	**1'43.928**	24.108	27.437	23.776	28.607	211.5

17th 42 Soma GÖRBE — Red Bull MotoGP Roo — HUN

Lap	Lap Time	T1	T2	T3	T4	Speed
1	1'52.757	32.337	28.202	23.881	28.337	164.4
2	**1'44.306**	24.151	27.678	23.983	28.494	215.5
3	**1'43.561**	24.062	27.322	23.717	28.460	215.5
4	**1'43.219**	24.134	27.192	23.561	28.332	208.9
5	**1'43.523**	24.014	27.214	23.826	28.469	210.2
6	**1'43.669**	24.179	27.147	23.696	28.647	213.5
7	**1'43.474**	24.128	27.266	23.660	28.420	207.7
8	**1'44.262**	24.171	27.450	24.148	28.493	210.9
9	**1'43.906**	24.247	27.198	23.860	28.601	210.9
10	**1'43.711**	24.166	27.300	23.748	28.497	212.2
11	**1'44.130**	24.318	27.403	23.924	28.485	209.6
12	1'43.788 *	24.08*	27.256	23.982	28.470	209.6
13	**1'43.908**	24.083	27.352	23.910	28.563	212.2
14	**1'44.228**	24.160	27.551	23.998	28.519	211.5
15	**1'43.962**	24.117	27.439	23.929	28.477	211.5
16	**1'44.068**	24.094	27.338	24.191	28.445	212.2
17	**1'44.347**	24.272	27.706	23.822	28.547	212.2

18th 9 Freddie HEINRICH — Red Bull MotoGP Roo — GER

Lap	Lap Time	T1	T2	T3	T4	Speed
1	1'54.644	33.279	28.179	24.149	29.037	166.8
2	**1'45.572**	24.538	27.704	24.275	29.055	204.6
3	**1'45.790**	24.525	27.865	24.350	29.050	202.2
4	**1'45.652**	24.579	27.651	24.335	29.087	201.0
5	**1'45.512**	24.537	27.681	24.186	29.108	201.6
6	**1'45.993**	24.590	27.822	24.439	29.142	200.4
7	**1'45.895**	24.645	27.777	24.404	29.069	199.8
8	**1'45.864**	24.630	27.642	24.224	29.368	201.0
9	**1'46.090**	24.748	27.852	24.168	29.322	201.0
10	**1'46.254**	24.752	27.983	24.278	29.241	200.4
11	**1'46.786**	24.980	28.045	24.349	29.412	201.0
12	**1'46.503**	24.711	27.940	24.450	29.402	201.0
13	**1'46.460**	24.724	27.992	24.521	29.223	200.4
14	**1'46.655**	24.748	27.981	24.362	29.564	200.4
15	**1'46.787**	24.896	28.169	24.379	29.343	199.8
16	**1'46.510**	24.835	27.893	24.419	29.363	201.0
17	**1'46.922**	24.866	28.073	24.524	29.459	199.8

19th 10 Guillermo MORENO — Red Bull MotoGP Roo — MEX

Lap	Lap Time	T1	T2	T3	T4	Speed
1	1'55.162	33.078	28.560	24.372	29.152	168.9
2	**1'46.468**	24.527	28.141	24.495	29.305	204.0
3	**1'46.362**	24.525	28.083	24.503	29.251	202.8
4	**1'46.308**	24.645	28.015	24.361	29.287	201.6
5	**1'46.362**	24.631	28.055	24.396	29.280	199.8
6	**1'46.457**	24.639	28.040	24.458	29.320	200.4
7	**1'46.636**	24.651	27.998	24.594	29.393	199.8
8	**1'46.736**	24.761	28.041	24.411	29.523	197.5
9	**1'46.635**	24.595	28.144	24.567	29.329	201.0
10	**1'46.426**	24.650	27.980	24.475	29.321	199.8

Lap	Lap Time	T1	T2	T3	T4	Speed
11	**1'47.040**	24.941	28.097	24.530	29.472	199.8
12	**1'47.272**	24.653	28.391	24.730	29.498	200.4
13	**1'47.497**	24.903	28.295	24.800	29.499	199.8
14	**1'47.332**	24.899	28.209	24.668	29.556	199.3
15	**1'47.081**	24.685	28.231	24.606	29.559	199.8
16	**1'46.959**	24.755	28.082	24.762	29.360	200.4
17	**1'47.263**	24.850	28.174	24.669	29.570	199.8

20th 67 Casey O'GORMAN — Red Bull MotoGP Roo — IRL

Lap	Lap Time	T1	T2	T3	T4	Speed
1	1'50.160	30.835	27.089	23.736	28.500	158.7
2	**1'43.173**	24.224	27.037	23.648	28.264	212.2
3	**1'42.340**	23.722	26.980	23.475	28.163	213.5
4	**1'43.034**	24.235	26.990	23.595	28.214	204.0
5	**1'42.257**	23.942	26.776	23.434	28.105	204.6
6	**1'43.047**	24.695	26.862	23.408	28.082	211.5
7	**1'42.617**	23.814	27.002	23.526	28.275	213.5
8	**1'42.763**	24.055	26.886	23.656	28.166	212.8
9	**1'42.765**	23.747	26.970	23.581	28.467	216.2
10	**1'42.031**	23.685	26.769	23.613	27.964	212.2

21st 55 Alex VENTURINI — Red Bull MotoGP Roo — ITA

Lap	Lap Time	T1	T2	T3	T4	Speed
	unfinished	32.465	28.300			169.3

Fastest Lap: Máximo QUILES — Red Bull MotoGP Roo — SPA — **1'42.007** — 23.657 — 26.753 — 23.634 — 27.963

DORNA DATA PROCESSING TIMING SERVICE DORNA DATA PROCESSING TIMING SERVICE DORNA DATA PROCESSING TIMING SERVICE DORNA DATA PROCESSING TIMING SERVICE DORNA DATA PROCESSING TIMING SERVICE DORNA DATA PROCESSING TIMING SERVICE DORNA DATA PROCESSING TIMING SERVICE DORNA DATA PROCCEESSS

Circuit Ricardo Tormo

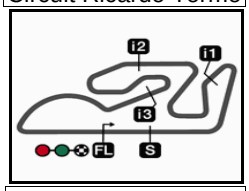

4005 m.

Results and timing service provided by TISSOT

RookiesCup

GRAN PREMIO MOTUL DE LA COMUNITAT VALENCIANA

Official Starting Grid

Race : 17 laps = 68.085 km

1	**3** 1'42.724 **28 Máximo QUILES** KTM	**2** 1'42.711 **67 Casey O'GORMAN** KTM	**1** 1'42.684 **18 Angel PIQUERAS** KTM
2	**6** 1'43.294 **58 Luca LUNETTA** KTM	**5** 1'43.192 **95 Collin VEIJER** KTM	**4** 1'42.969 **99 José Antonio RUEDA** KTM
3	**9** 1'43.711 **14 Cormac BUCHANAN** KTM	**8** 1'43.571 **27 Rico SALMELA** KTM	**7** 1'43.409 **69 Marcos RUDA** KTM
4	**12** 1'44.113 **93 Arbi ADITAMA** KTM	**11** 1'44.038 **5 Tatchakorn BUASRI** KTM	**10** 1'43.962 **29 Harrison VOIGHT** KTM
5	**15** 1'44.268 **57 Danial SHAHRIL** KTM	**14** 1'44.223 **42 Soma GÖRBE** KTM	**13** 1'44.203 **78 Jakob ROSENTHALER** KTM
6	**18** 1'44.761 **55 Alex VENTURINI** KTM	**17** 1'44.510 **21 Demis MIHAILA** KTM	**16** 1'44.432 **12 Jacob ROULSTONE** KTM
7	**21** 1'46.339 **10 Guillermo MORENO** KTM	**20** 1'46.096 **9 Freddie HEINRICH** KTM	**19** 1'44.952 **81 Lorenz LUCIANO** KTM

The results are provisional until the end of the limit for protest and appeals and until the ratification of the Event Management Committee.

Time limit for protest expires 60' at the latest after publication of the results - . ..... Time: .....

DORNA DATA PROCESSING ,TIMING SERVICE DORNA DATA PROCESSING TIMING SERVICE DORNA DATA PROCESSING TIMING SERVICE DORNA DATA PROCESSING TIMING SERVICE DORNA DATA PROCESSING TIMING SERVICE DORNA DATA PROCESSING TIMING SERVICE DORNA DATA PROCESSING TIMING SERVICE DORNA DATA PROCESSING TIMING SERVICE DORNA DATA PROCCEESSS

Cheste, Saturday, November 05, 2022

Circuit Ricardo Tormo

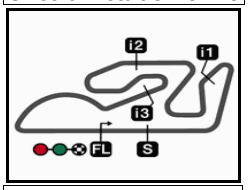

4005 m.

Results and timing service provided by TISSOT

RookiesCup

GRAN PREMIO MOTUL DE LA COMUNITAT VALENCIANA

Race Nr. 2

Lap Chart

Pos	1	2	3	4	5	6	7	8	9	10	11	12	13	14	15	16	17	18	19	20	21
Grid	18	67	(28)	99	95	58	69	27	14	29	5	93	78	42	57	12	21	55	81	9	10
1	18	67	(28)	69	99	95	27	58	14	29	5	57	93	81	42	78	12	21	9	10	
2	18	67	69	(28)	95	99	58	27	29	93	14	5	81	57	78	42	12	21	9	10	
3	67	(28)	18	69	95	58	99	27	29	93	14	5	81	57	42	12	78	21	9	10	
4	67	18	(28)	69	95	58	99	27	29	93	14	57	5	81	42	12	21	78	9	10	
5	(28)	67	18	69	95	58	99	27	29	93	14	81	57	5	42	12	21	78	9	10	
6	18	69	(28)	67	95	58	99	29	27	93	14	81	5	42	57	12	21	78	9	10	
7	69	(28)	18	67	95	58	99	29	27	93	14	5	81	57	42	21	12	78	9	10	
8	18	(28)	69	67	58	95	99	27	29	93	14	81	5	57	21	42	12	78	9	10	
9	69	(28)	67	18	58	95	99	27	29	14	93	81	57	5	21	12	42	78	9	10	
10	(28)	67	18	69	58	95	99	27	29	14	93	57	5	81	21	12	42	78	9	10	
11	(28)	18	69	58	95	99	27	29	14	93	57	5	81	12	78	21	42	9	10		
12	(28)	18	69	58	95	27	99	29	14	93	81	57	5	12	21	78	42	9	10		
13	18	(28)	69	58	95	27	99	29	93	14	81	5	57	12	21	78	42	9	10		
14	(28)	69	18	58	95	27	99	29	93	14	81	57	5	12	78	21	42	9	10		
15	(28)	18	69	58	27	95	99	29	93	14	57	5	12	81	21	78	42	9	10		
16	(28)	18	69	58	27	95	99	29	93	14	5	81	57	78	12	42	21	9	10		
17	(28)	18	58	69	27	95	99	29	93	14	78	81	57	5	12	21	42	9	10		

Laps

(Winner) [Lapped rider]

DORNA DATA PROCESSING ,TIMING SERVICE DORNA DATA PROCESSING TIMING SERVICE DORNA DATA PROCESSING TIMING SERVICE DORNA DATA PROCESSING TIMING SERVICE DORNA DATA PROCESSING TIMING SERVICE DORNA DATA PROCESSING TIMING SERVICE DORNA DATA PROCESSING TIMING SERVICE DORNA DATA PROCESSING TIMING SERVICE DORNA DATA PROCCEESSS

Circuit Ricardo Tormo

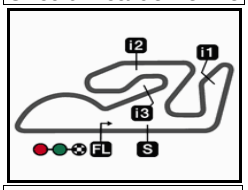

4005 m.

Results and timing service provided by TISSOT

RookiesCup

GRAN PREMIO MOTUL DE LA COMUNITAT VALENCIANA

Race Nr. 2

Fastest Lap of Each Rider

		Rider	Nation	Team	Motorcycle	Time	Lap	Total	Gap	
1	28	**Máximo QUILES**	SPA	Red Bull MotoGP Rookies Cup	KTM	**1'42.007**	10	17		
2	67	**Casey O'GORMAN**	IRL	Red Bull MotoGP Rookies Cup	KTM	**1'42.031**	10	10	0.024	0.024
3	69	**Marcos RUDA**	SPA	Red Bull MotoGP Rookies Cup	KTM	**1'42.119**	5	17	0.112	0.088
4	29	**Harrison VOIGHT**	AUS	Red Bull MotoGP Rookies Cup	KTM	**1'42.177**	6	17	0.170	0.058
5	95	**Collin VEIJER**	NED	Red Bull MotoGP Rookies Cup	KTM	**1'42.216**	5	17	0.209	0.039
6	58	**Luca LUNETTA**	ITA	Red Bull MotoGP Rookies Cup	KTM	**1'42.253**	15	17	0.246	0.037
7	18	**Angel PIQUERAS**	SPA	Red Bull MotoGP Rookies Cup	KTM	**1'42.260**	5	17	0.253	0.007
8	99	**José Antonio RUEDA**	SPA	Red Bull MotoGP Rookies Cup	KTM	**1'42.300**	6	17	0.293	0.040
9	27	**Rico SALMELA**	FIN	Red Bull MotoGP Rookies Cup	KTM	**1'42.317**	12	17	0.310	0.017
10	93	**Arbi ADITAMA**	INA	Red Bull MotoGP Rookies Cup	KTM	**1'42.504**	6	17	0.497	0.187
11	14	**Cormac BUCHANAN**	NZE	Red Bull MotoGP Rookies Cup	KTM	**1'42.582**	5	17	0.575	0.078
12	5	**Tatchakorn BUASRI**	THA	Red Bull MotoGP Rookies Cup	KTM	**1'43.217**	6	17	1.210	0.635
13	57	**Danial SHAHRIL**	MAL	Red Bull MotoGP Rookies Cup	KTM	**1'43.217**	9	17	1.210	
14	42	**Soma GÖRBE**	HUN	Red Bull MotoGP Rookies Cup	KTM	**1'43.219**	4	17	1.212	0.002
15	21	**Demis MIHAILA**	ITA	Red Bull MotoGP Rookies Cup	KTM	**1'43.282**	7	17	1.275	0.063
16	81	**Lorenz LUCIANO**	BEL	Red Bull MotoGP Rookies Cup	KTM	**1'43.291**	6	17	1.284	0.009
17	78	**Jakob ROSENTHALER**	AUT	Red Bull MotoGP Rookies Cup	KTM	**1'43.309**	6	17	1.302	0.018
18	12	**Jacob ROULSTONE**	AUS	Red Bull MotoGP Rookies Cup	KTM	**1'43.375**	5	17	1.368	0.066
19	9	**Freddie HEINRICH**	GER	Red Bull MotoGP Rookies Cup	KTM	**1'45.512**	5	17	3.505	2.137
20	10	**Guillermo MORENO**	MEX	Red Bull MotoGP Rookies Cup	KTM	**1'46.308**	4	17	4.301	0.796

DORNA DATA PROCESSING _TIMING SERVICE DORNA DATA PROCESSING TIMING SERVICE DORNA DATA PROCESSING TIMING SERVICE DORNA DATA PROCESSING TIMING SERVICE DORNA DATA PROCESSING TIMING SERVICE DORNA DATA PROCESSING TIMING SERVICE DORNA DATA PROCESSING TIMING SERVICE DORNA DATA PROCESSING TIMING SERVICE DORNA DATA PROCCEESSS

Cheste, Saturday, November 05, 2022

Circuit Ricardo Tormo

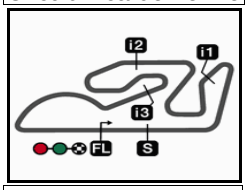

4005 m.

Results and timing service provided by TISSOT

RookiesCup

GRAN PREMIO MOTUL DE LA COMUNITAT VALENCIANA

Race Nr. 2

Analysis by Lap

Lap 1

Num	Lap Time	Gap
18	1'50.075	
67	1'50.160	0.085
28	1'50.262	0.187
69	1'50.345	0.270
99	1'51.172	1.097
95	1'51.243	1.168
27	1'51.291	1.216
58	1'51.654	1.579
14	1'52.218	2.143
29	1'52.289	2.214
5	1'52.396	2.321
57	1'52.406	2.331
93	1'52.484	2.409
81	1'52.601	2.526
42	1'52.757	2.682
78	1'52.939	2.864
12	1'53.396	3.321
21	1'53.545	3.470
9	1'54.644	4.569
10	1'55.162	5.087

Lap 2

Num	Lap Time	Gap
18	1'43.197	
67	1'43.173	0.061
69	1'43.019	0.092
28	1'43.336	0.326
95	1'42.847	0.818
99	1'42.956	0.856
58	1'42.897	1.279
27	1'43.295	1.314
29	1'42.523	1.540
93	1'43.238	2.450
14	1'43.621	2.567
5	1'44.240	3.364
81	1'44.057	3.386
57	1'44.400	3.534
78	1'44.059	3.726
42	1'44.306	3.791
12	1'43.905	4.029
21	1'44.000	4.273
9	1'45.572	6.944
10	1'46.468	8.358

Lap 3

Num	Lap Time	Gap
67	1'42.340	
28	1'42.209	0.134
18	1'42.588	0.187
69	1'42.778	0.469
95	1'42.799	1.216
58	1'42.564	1.442
99	1'43.037	1.492
27	1'42.734	1.647
29	1'42.779	1.918
93	1'42.854	2.903
14	1'42.966	3.132
5	1'43.332	4.295
81	1'43.353	4.338
57	1'43.282	4.415
42	1'43.561	4.951
12	1'43.811	5.439
78	1'44.213	5.538
21	1'43.740	5.612
9	1'45.790	10.333
10	1'46.362	12.319

Lap 4

Num	Lap Time	Gap
67	1'43.034	
18	1'42.885	0.038
28	1'43.038	0.138
69	1'42.891	0.326
95	1'42.543	0.725
58	1'42.748	1.156
99	1'42.901	1.359
27	1'42.808	1.421
29	1'42.755	1.639
93	1'42.796	2.665
14	1'42.708	2.806
57	1'43.301	4.682
5	1'43.455	4.716
81	1'43.508	4.812
42	1'43.219	5.136
12	1'43.397	5.802
21	1'43.350	5.928
78	1'43.781	6.285
9	1'45.652	12.951
10	1'46.308	15.593

Lap 5

Num	Lap Time	Gap
28	1'42.053	
67	1'42.257	0.066
18	1'42.260	0.107
69	1'42.119	0.254
95	1'42.216	0.750
58	1'42.275	1.240
99	1'42.273	1.441
27	1'42.495	1.725
29	1'42.296	1.744
93	1'42.673	3.147
14	1'42.582	3.197
81	1'43.412	6.033
57	1'43.793	6.284
5	1'43.800	6.325
42	1'43.523	6.468
12	1'43.375	6.986
21	1'43.473	7.210
78	1'43.429	7.523
9	1'45.512	16.272
10	1'46.362	19.764

Lap 6

Num	Lap Time	Gap
18	1'42.618	
69	1'42.526	0.055
28	1'42.912	0.187
67	1'43.047	0.388
95	1'42.617	0.642
58	1'42.432	0.947
99	1'42.300	1.016
29	1'42.177	1.196
27	1'42.368	1.368
93	1'42.504	2.926
14	1'42.599	3.071
81	1'43.291	6.599
5	1'43.217	6.817
42	1'43.669	7.412
57	1'43.885	7.444
12	1'43.417	7.678
21	1'43.390	7.875
78	1'43.309	8.107
9	1'45.993	19.540
10	1'46.457	23.496

Lap 7

Num	Lap Time	Gap
69	1'42.698	
28	1'42.609	0.043
18	1'42.878	0.125
67	1'42.617	0.252
95	1'42.555	0.444
58	1'42.312	0.506
99	1'42.437	0.700
29	1'42.514	0.957
27	1'42.363	0.978
93	1'42.659	2.832
14	1'42.668	2.986
5	1'43.551	7.615
81	1'43.847	7.693
57	1'43.233	7.924
42	1'43.474	8.133
21	1'43.282	8.404
12	1'43.858	8.783
78	1'43.503	8.857
9	1'45.895	22.682
10	1'46.636	27.379

Lap 8

Num	Lap Time	Gap
18	1'42.725	
28	1'42.874	0.067
69	1'42.964	0.114
67	1'42.763	0.165
58	1'42.741	0.397
95	1'42.980	0.574
99	1'42.812	0.662
27	1'42.666	0.794
29	1'42.928	1.035
93	1'42.947	2.929
14	1'42.832	2.968
81	1'43.515	8.358
5	1'43.824	8.589
57	1'43.622	8.696
21	1'43.828	9.382
42	1'44.262	9.545
12	1'43.841	9.774
78	1'43.914	9.921
9	1'45.864	25.696
10	1'46.736	31.265

Lap 9

Num	Lap Time	Gap
69	1'42.681	
28	1'42.800	0.072
67	1'42.765	0.135
18	1'42.972	0.177
58	1'42.816	0.418
95	1'42.829	0.608
99	1'42.809	0.676
27	1'42.764	0.763
29	1'42.827	1.067
14	1'42.798	2.971
93	1'43.533	3.667
81	1'43.324	8.887
57	1'43.217	9.118
5	1'43.603	9.397
21	1'43.704	10.291
12	1'43.556	10.535
42	1'43.906	10.656
78	1'43.771	10.897
9	1'46.090	28.991
10	1'46.635	35.105

Lap 10

Num	Lap Time	Gap
28	1'42.007	
67	1'42.031	0.087
18	1'42.105	0.203
69	1'42.527	0.448
58	1'42.551	0.890
95	1'42.540	1.069
99	1'42.616	1.213
27	1'42.618	1.302
29	1'42.648	1.636
14	1'42.920	3.812
93	1'42.894	4.482
57	1'44.007	11.046
5	1'43.864	11.182
81	1'44.428	11.236
21	1'43.698	11.910
12	1'43.487	11.943
42	1'43.711	12.288
78	1'43.532	12.350
9	1'46.254	33.166
10	1'46.426	39.452

Lap 11

Num	Lap Time	Gap
28	1'42.683	
18	1'42.595	0.115
69	1'42.481	0.246
58	1'42.545	0.752
95	1'42.548	0.934
99	1'42.725	1.255
27	1'42.712	1.331
29	1'42.722	1.675
14	1'42.962	4.091
93	1'42.991	4.790
57	1'43.661	12.024
5	1'43.680	12.179
81	1'43.754	12.307
12	1'43.903	13.163
78	1'43.675	13.342
21	1'44.310	13.537
42	1'44.130	13.735
9	1'46.786	37.269
10	1'47.040	43.809

Lap 12

Num	Lap Time	Gap
28	1'42.646	
18	1'42.660	0.129
69	1'42.604	0.204
58	1'42.683	0.789
95	1'42.585	0.873
27	1'42.317	1.002
99	1'42.777	1.386
29	1'42.568	1.597
14	1'43.567	5.012
93	1'43.135	5.279
81	1'44.120	13.781
57	1'44.756	14.134
5	1'44.635	14.168
12	1'43.819	14.336
21	1'43.695	14.586
78	1'43.927	14.623
42	1'43.788	14.877
9	1'46.503	41.126
10	1'47.272	48.435

Lap 13

Num	Lap Time	Gap
18	1'42.788	
28	1'42.974	0.057
69	1'42.828	0.115
58	1'42.780	0.652
95	1'42.741	0.697
27	1'42.711	0.796
99	1'42.504	0.973
29	1'42.560	1.240
93	1'43.341	5.703
14	1'43.805	5.900
81	1'44.068	14.932
5	1'43.868	15.119
57	1'43.965	15.182
12	1'43.922	15.341
21	1'43.944	15.613
78	1'43.945	15.651
42	1'43.908	15.868
9	1'46.460	44.669
10	1'47.497	53.015

Lap 14

Num	Lap Time	Gap
28	1'42.457	
69	1'42.623	0.224
18	1'42.792	0.278
58	1'42.606	0.744
95	1'42.616	0.799
27	1'42.543	0.825
99	1'42.577	1.036
29	1'42.646	1.372
93	1'43.481	6.670
14	1'43.522	6.908
81	1'44.311	16.729
57	1'44.156	16.824
5	1'44.336	16.941
12	1'44.307	17.134
78	1'44.346	17.483

Lapped rider

DORNA DATA PROCESSING _TIMING SERVICE DORNA DATA PROCESSING TIMING SERVICE DORNA DATA PROCESSING TIMING SERVICE DORNA DATA PROCESSING TIMING SERVICE DORNA DATA PROCESSING TIMING SERVICE DORNA DATA PROCESSING TIMING SERVICE DORNA DATA PROCESSING TIMING SERVICE DORNA DATA PROCESSING TIMING SERVICE DORNA DATA PROCCEESSS

Num	Lap Time	Gap
21	1'44.447	17.546
42	1'44.228	17.582
9	1'46.655	48.810
10	1'47.332	57.833

Lap 15

28	1'42.471	
18	1'42.327	0.134
69	1'42.525	0.278
58	1'42.253	0.526
27	1'42.437	0.791
95	1'42.599	0.927
99	1'42.662	1.227
29	1'42.574	1.475
93	1'43.620	7.819
14	1'43.441	7.878
57	1'43.744	18.097
5	1'43.730	18.200
12	1'43.746	18.409
81	1'44.207	18.465
21	1'43.713	18.788
78	1'43.832	18.844
42	1'43.962	19.073
9	1'46.787	53.126
10	1'47.081	1'02.443

Lap 16

28	1'42.687	
18	1'42.620	0.067
69	1'42.530	0.121
58	1'42.567	0.406
27	1'42.419	0.523
95	1'42.408	0.648
99	1'42.555	1.095
29	1'43.037	1.825
93	1'43.769	8.901
14	1'43.797	8.988
5	1'44.343	19.856
81	1'44.135	19.913
57	1'44.546	19.956
78	1'43.863	20.020
12	1'44.516	20.238
42	1'44.068	20.454
21	1'44.693	20.794
9	1'46.510	56.949
10	1'46.959	1'06.715

Lap 17

28	1'42.561	
18	1'42.530	0.036
58	1'42.609	0.454
69	1'43.098	0.658
27	1'42.815	0.777
95	1'42.788	0.875
99	1'42.812	1.346
29	1'43.878	3.142
93	1'43.464	9.804
14	1'43.519	9.946
78	1'43.879	21.338
81	1'44.358	21.710
57	1'44.366	21.761
5	1'44.468	21.763
12	1'44.244	21.921
21	1'43.928	22.161
42	1'44.347	22.240
9	1'46.922	1'01.310
10	1'47.263	1'11.417

☐ Lapped rider

DORNA DATA PROCESSING TIMING SERVICE DORNA DATA PROCESSING TIMING SERVICE DORNA DATA PROCESSING TIMING SERVICE DORNA DATA PROCESSING TIMING SERVICE DORNA DATA PROCESSING TIMING SERVICE DORNA DATA PROCESSING TIMING SERVICE DORNA DATA PROCESSING TIMING SERVICE DORNA DATA PROCESSING TIMING SERVICE DORNA DATA PROCCEESSS

Circuit Ricardo Tormo

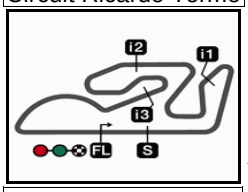

4005 m.

Results and timing service provided by TISSOT

RookiesCup

GRAN PREMIO MOTUL DE LA COMUNITAT VALENCIANA

After the **Race Nr. 2**

Event Best Maximum Speed

	Rider	Nation	Team	Motorcycle	Km/h	
27	**Rico SALMELA**	**FIN**	Red Bull MotoGP Rookies Cup	KTM	**221.8**	Race Nr. 2
58	**Luca LUNETTA**	**ITA**	Red Bull MotoGP Rookies Cup	KTM	**218.9**	Race Nr. 2
99	**José Antonio RUEDA**	**SPA**	Red Bull MotoGP Rookies Cup	KTM	**218.9**	Race Nr. 2
81	**Lorenz LUCIANO**	**BEL**	Red Bull MotoGP Rookies Cup	KTM	**218.9**	Race Nr. 2
93	**Arbi ADITAMA**	**INA**	Red Bull MotoGP Rookies Cup	KTM	**218.9**	Race Nr. 2
57	**Danial SHAHRIL**	**MAL**	Red Bull MotoGP Rookies Cup	KTM	**217.5**	Race Nr. 2
69	**Marcos RUDA**	**SPA**	Red Bull MotoGP Rookies Cup	KTM	**216.9**	Race Nr. 2
18	**Angel PIQUERAS**	**SPA**	Red Bull MotoGP Rookies Cup	KTM	**216.9**	Race Nr. 2
78	**Jakob ROSENTHALER**	**AUT**	Red Bull MotoGP Rookies Cup	KTM	**216.2**	Race Nr. 2
95	**Collin VEIJER**	**NED**	Red Bull MotoGP Rookies Cup	KTM	**216.2**	Race Nr. 2
67	**Casey O'GORMAN**	**IRL**	Red Bull MotoGP Rookies Cup	KTM	**216.2**	Race Nr. 2
42	**Soma GÖRBE**	**HUN**	Red Bull MotoGP Rookies Cup	KTM	**215.5**	Race Nr. 2
21	**Demis MIHAILA**	**ITA**	Red Bull MotoGP Rookies Cup	KTM	**215.5**	Race Nr. 2
28	**Máximo QUILES**	**SPA**	Red Bull MotoGP Rookies Cup	KTM	**215.5**	Race Nr. 2
12	**Jacob ROULSTONE**	**AUS**	Red Bull MotoGP Rookies Cup	KTM	**214.8**	Race Nr. 2
14	**Cormac BUCHANAN**	**NZE**	Red Bull MotoGP Rookies Cup	KTM	**213.5**	Race Nr. 2
29	**Harrison VOIGHT**	**AUS**	Red Bull MotoGP Rookies Cup	KTM	**213.5**	Race Nr. 2
5	**Tatchakorn BUASRI**	**THA**	Red Bull MotoGP Rookies Cup	KTM	**213.5**	Race Nr. 2
9	**Freddie HEINRICH**	**GER**	Red Bull MotoGP Rookies Cup	KTM	**204.6**	Race Nr. 2
10	**Guillermo MORENO**	**MEX**	Red Bull MotoGP Rookies Cup	KTM	**204.0**	Race Nr. 2
55	**Alex VENTURINI**	**ITA**	Red Bull MotoGP Rookies Cup	KTM	**169.3**	Race Nr. 2

DORNA DATA PROCESSING -TIMING SERVICE DORNA DATA PROCESSING TIMING SERVICE DORNA DATA PROCESSING TIMING SERVICE DORNA DATA PROCESSING TIMING SERVICE DORNA DATA PROCESSING TIMING SERVICE DORNA DATA PROCESSING TIMING SERVICE DORNA DATA PROCESSING TIMING SERVICE DORNA DATA PROCESSING TIMING SERVICE DORNA DATA PROCCEESSS

Cheste, Saturday, November 05, 2022

Circuit Ricardo Tormo

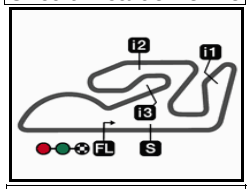

4005 m.

Results and timing service provided by TISSOT

After the **GRAN PREMIO MOTUL DE LA COMUNITAT VALENCIANA**

RookiesCup

2022 Riders Performance

(Qualifying Position - Starting Position - Race Position)

	Rider	Points	POR	POR	SPA	SPA	ITA	ITA	GER	GER	AUT	AUT	ARA	ARA	VAL	VAL						
1	**RUEDA José Antonio**	**224**	13	13	1	1	4	4	1	1	10	10	1	1	4	4						
			13-1	11-2	1-1	1-3	4-11	4-6	1-1	1-4	10-2	10-4	1-2	1-6	4-4	4-7	-	-	-	-	-	-
2	**VEIJER Collin**	**210**	12	12	9	9	5	5	11	11	4	4	5	5	5	5						
			12-3	10-1	9-3	9-4	24-15	5-1	11-4	11-2	4-4	4-5	5-4	5-1	5-7	5-6	-	-	-	-	-	-
3	**QUILES Máximo**	**189**	2	2	11	11	17	17	13	13	2	2	13	13	3	3						
			2-NC	1-8	11-4	11-1	16-1	17-NC	13-12	13-6	2-9	2-2	13-3	13-2	3-3	3-1	-	-	-	-	-	-
4	**PIQUERAS Angel**	**184**	1	1	5	5	2	2	4	4	1	1	8	8	1	1						
			1-NC	-NS	4-2	5-6	2-4	2-8	4-NC	4-1	1-1	1-3	8-5	8-3	1-2	1-2	-	-	-	-	-	-
5	**LUNETTA Luca**	**150**	16	16	3	3	3	3	6	6	8	8	2	2	6	6						
			16-NC	14-10	2-8	3-2	3-8	3-5	6-3	6-8	8-5	8-8	2-NC	2-4	6-1	6-3	-	-	-	-	-	-
6	**BUASRI Tatchakorn**	**126**	8	8	10	10	11	11			3	3	15	15	11	11						
			8-5	7-6	10-NC	10-8	10-2	11-3	-	-	3-3	3-1	15-6	15-8	11-NC	11-14	-	-	-	-	-	-
7	**SALMELA Rico**	**122**	9	9	6	6	9	9	8	8	6	6	12	12	8	8						
			9-NL	8-5	6-7	6-11	8-3	9-7	8-8	8-5	6-NC	6-9	12-1	12-NC	8-6	8-5	-	-	-	-	-	-
8	**O'GORMAN Casey**	**109**	5	5	7	7	7	7	NC	NC	9	9	7	7	2	2						
			5-2	4-3	7-5	7-5	6-NC	7-22	25-6	25-10	9-NC	9-10	7-7	7-7	2-5	2-NC	-	-	-	-	-	-
9	**FARIOLI Filippo**	**93**	11	11	2	2	1	1	2	2	7	7	3	3								
			-NS	-NS	5-6	2-7	1-9	1-2	2-7	2-3	7-14	7-7	3-NC	3-5	-	-	-	-	-	-	-	-
10	**VOIGHT Harrison**	**91**	3	3	4	4			7	7	20	20	4	4	10	10						
			3-4	2-4	3-NC	4-10	-	-	7-2	7-7	20-16	19-12	4-9	4-11	10-10	10-8	-	-	-	-	-	-
11	**RUDA Marcos**	**85**	6	6	12	12	16	16	16	16	5	5	11	11	7	7						
			6-12	5-15	12-14	12-9	15-10	16-9	16-14	16-14	5-8	5-6	11-8	11-9	7-8	7-4	-	-	-	-	-	-
12	**LUCIANO Lorenz**	**52**	14	14	15	15	15	15	20	20	18	18	21	21	19	19						
			14-10	12-14	15-17	15-12	14-7	15-12	20-5	20-11	18-17	17-16	21-12	21-15	19-14	19-12	-	-	-	-	-	-
13	**SHAHRIL Danial**	**49**	22	22	13	13	8	8	9	9	16	16	17	17	15	15						
			22-9	20-12	13-9	13-15	7-NC	8-13	9-10	9-13	16-6	15-15	17-NC	17-13	15-15	15-13	-	-	-	-	-	-

NC=Not classified NL=Not finished first lap NP=Not started race re-start N2=Not finished first lap race re-start EX=Excluded NS=Not Started DS=Disqualified

DORNA DATA PROCESSING -TIMING SERVICE DORNA DATA PROCESSING TIMING SERVICE DORNA DATA PROCESSING TIMING SERVICE DORNA DATA PROCESSING TIMING SERVICE DORNA DATA PROCESSING TIMING SERVICE DORNA DATA PROCESSING TIMING SERVICE DORNA DATA PROCESSING TIMING SERVICE DORNA DATA PROCCEESSS

Cheste, Saturday, November 05, 2022

	Rider	Points	POR	POR	SPA	SPA	ITA	ITA	GER	GER	AUT	AUT	ARA	ARA	VAL	VAL						
14	**ADITAMA Arbi**	**43**	20	20	16	16	12	12	17	17	17	17	20	20	12	12						
			20-11	18-18	16-NC	16-19	11-5	12-10	17-NC	17-22	17-7	16-NC	20-17	20-19	12-11	12-9	-	-	-	-	-	-
15	**ROSENTHALER Jakob**	**42**	19	19	14	14	19	19	21	21	11	11	18	18	13	13						
			19-8	17-11	14-NC	14-17	18-6	19-14	21-16	21-17	11-10	11-NC	18-14	18-16	13-12	13-11	-	-	-	-	-	-
16	**O'SHEA Eddie**	**38**	10	10	17	17	14	14	3	3			NC	NC								
			10-NL	9-9	17-11	17-13	25-13	14-4	3-NC	3-9	-	-	-NS	-NS	-	-	-	-	-	-	-	-
17	**BUCHANAN Cormac**	**34**			18	18	18	18	5	5	19	19	6	6	9	9						
			-	-	18-12	18-20	17-NC	18-11	5-11	5-NC	19-NC	18-13	25-16	6-12	9-9	9-10	-	-	-	-	-	-
18	**PLANQUES Gabin**	**32**	7	7	8	8	13	13	10	10	15	15	9	9	20	20						
			7-6	6-7	8-10	8-18	12-NC	13-17	10-13	10-NC	15-12	14-NC	9-NC	9-NC	-NS	-NS	-	-	-	-	-	-
19	**MOODLEY Ruché**	**31**	21	21	22	22	20	20	19	19	13	13	10	10								
			21-14	19-13	22-13	22-14	19-NC	20-18	19-21	19-12	13-NC	13-11	10-10	10-10	-	-	-	-	-	-	-	-
20	**MIHAILA Demis**	**23**	17	17	20	20	6	6	12	12	12	12	19	19	17	17						
			17-15	15-20	20-15	20-16	5-NC	6-15	12-9	12-15	12-11	12-14	19-11	19-18	17-16	17-16	-	-	-	-	-	-
21	**ROULSTONE Jacob**	**17**	NC	NC	21	21	21	21	14	14	22	22	16	16	16	16						
			25-7	23-NC	21-20	21-24	20-16	21-20	14-19	14-20	22-15	21-17	16-13	16-17	16-13	16-15	-	-	-	-	-	-
22	**GÖRBE Soma**	**6**	4	4	19	19	10	10	15	15	14	14	14	14	14	14						
			-NS	3-16	19-16	19-NC	9-NC	10-16	15-15	15-16	14-13	-NS	14-NC	14-14	14-17	14-17	-	-	-	-	-	-
23	**VENTURINI Alex**	**5**	15	15	23	23	23	23	22	22	24	24	22	22	18	18						
			-NS	13-19	23-18	23-21	22-12	23-19	22-17	22-21	24-NC	22-18	22-15	22-20	18-18	18-NL	-	-	-	-	-	-
24	**HEINRICH Freddie**	**3**	23	23					23	23	21	21	24	24	21	21						
			23-13	21-17	-	-	-	-	23-20	23-19	21-18	20-19	24-18	24-NC	20-NC	20-18	-	-	-	-	-	-
25	**MIZERA Amaury**	**2**	18	18	24	24	22	22	18	18	23	23										
			18-NC	16-NC	24-21	24-22	21-14	22-21	18-18	18-18	23-19	-NS	-	-	-	-	-	-	-	-	-	-
26	**MORENO Guillermo**	**0**	NC	NC	25	25	24	24	24	24	25	25	23	23	22	22						
			24-16	22-21	25-19	25-23	23-17	24-NC	24-22	24-NC	25-20	23-20	23-19	23-21	21-NC	21-19	-	-	-	-	-	-

NC=Not classified NL=Not finished first lap NP=Not started race re-start N2=Not finished first lap race re-start EX=Excluded NS=Not Started DS=Disqualified

DORNA DATA PROCESSING -TIMING SERVICE DORNA DATA PROCESSING TIMING SERVICE DORNA DATA PROCESSING TIMING SERVICE DORNA DATA PROCESSING TIMING SERVICE DORNA DATA PROCESSING TIMING SERVICE DORNA DATA PROCESSING TIMING SERVICE DORNA DATA PROCESSING TIMING SERVICE DORNA DATA PROCCEESSS

Circuit Ricardo Tormo Results and timing service provided by TISSOT

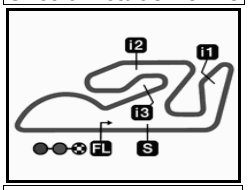

4005 m.

RookiesCup

GRAN PREMIO MOTUL DE LA COMUNITAT VALENCIANA

Championship Classification

	Rider	Nation	Points	POR	POR	SPA	SPA	ITA	ITA	GER	GER	AUT	AUT	ARA	ARA	VAL	VAL
1	**RUEDA José Antonio**	SPA	**224**	25	20	25	16	5	10	25	13	20	13	20	10	13	9
2	**VEIJER Collin**	NED	**210**	16	25	16	13	1	25	13	20	13	11	13	25	9	10
3	**QUILES Máximo**	SPA	**189**	-	8	13	25	25	-	4	10	7	20	16	20	16	25
4	**PIQUERAS Angel**	SPA	**184**	-	-	20	10	13	8	-	25	25	16	11	16	20	20
5	**LUNETTA Luca**	ITA	**150**	-	6	8	20	8	11	16	8	11	8	-	13	25	16
6	**BUASRI Tatchakorn**	THA	**126**	11	10	-	8	20	16	-	-	16	25	10	8	-	2
7	**SALMELA Rico**	FIN	**122**	-	11	9	5	16	9	8	11	-	7	25	-	10	11
8	**O'GORMAN Casey**	IRL	**109**	20	16	11	11	-	0	10	6	-	6	9	9	11	-
9	**FARIOLI Filippo**	ITA	**93**	-	-	10	9	7	20	9	16	2	9	-	11	-	-
10	**VOIGHT Harrison**	AUS	**91**	13	13	-	6	-	-	20	9	0	4	7	5	6	8
11	**RUDA Marcos**	SPA	**85**	4	1	2	7	6	7	2	2	8	10	8	7	8	13
12	**LUCIANO Lorenz**	BEL	**52**	6	2	0	4	9	4	11	5	0	0	4	1	2	4
13	**SHAHRIL Danial**	MAL	**49**	7	4	7	1	-	3	6	3	10	1	-	3	1	3
14	**ADITAMA Arbi**	INA	**43**	5	0	-	0	11	6	-	0	9	-	0	0	5	7
15	**ROSENTHALER Jakob**	AUT	**42**	8	5	-	0	10	2	0	0	6	-	2	0	4	5
16	**O'SHEA Eddie**	GBR	**38**	-	7	5	3	3	13	-	7	-	-	-	-	-	-
17	**BUCHANAN Cormac**	NZE	**34**	-	-	4	0	-	5	5	-	-	3	0	4	7	6
18	**PLANQUES Gabin**	FRA	**32**	10	9	6	0	-	0	3	-	4	-	-	-	-	-
19	**MOODLEY Ruché**	RSA	**31**	2	3	3	2	-	0	0	4	-	5	6	6	-	-
20	**MIHAILA Demis**	ITA	**23**	1	0	1	0	-	1	7	1	5	2	5	0	0	0
21	**ROULSTONE Jacob**	AUS	**17**	9	-	0	0	0	0	0	0	1	0	3	0	3	1
22	**GÖRBE Soma**	HUN	**6**	-	0	0	-	-	0	1	0	3	-	-	2	0	0
23	**VENTURINI Alex**	ITA	**5**	-	0	0	0	4	0	0	0	-	0	1	0	0	-
24	**HEINRICH Freddie**	GER	**3**	3	0	-	-	-	-	0	0	0	0	0	-	-	0
25	**MIZERA Amaury**	FRA	**2**	-	-	0	0	2	0	0	0	0	-	-	-	-	-
26	**MORENO Guillermo**	MEX	**0**	0	0	0	0	0	-	0	-	0	0	0	0	-	0

DORNA DATA PROCESSING ,TIMING SERVICE DORNA DATA PROCESSING TIMING SERVICE DORNA DATA PROCESSING TIMING SERVICE DORNA DATA PROCESSING TIMING SERVICE DORNA DATA PROCESSING TIMING SERVICE DORNA DATA PROCESSING TIMING SERVICE DORNA DATA PROCESSING TIMING SERVICE DORNA DATA PROCESSING TIMING SERVICE DORNA DATA PROCCEESSS

Cheste, Saturday, November 05, 2022