uito de Jerez - Ángel N

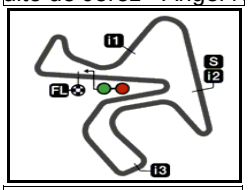

4423 m.

Results and timing service provided by TISSOT

RookiesCup

GRAN PREMIO RED BULL DE ESPAÑA
Free Practice Nr. 1
Classification

		Rider	Nation	Team	Motorcycle	Time	Lap	Total	Gap		Top Speed
1	95	**Collin VEIJER**	NED	Red Bull MotoGP Rookies Cup	KTM	**1'51.510**	15	16			**204.5**
2	99	**José RUEDA**	SPA	Red Bull MotoGP Rookies Cup	KTM	**1'51.579**	15	16	0.069	0.069	**204.9**
3	67	**Casey O'GORMAN**	IRL	Red Bull MotoGP Rookies Cup	KTM	**1'51.596**	10	16	0.086	0.017	**204.9**
4	27	**Rico SALMELA**	FIN	Red Bull MotoGP Rookies Cup	KTM	**1'51.783**	16	16	0.273	0.187	**207.2**
5	77	**Filippo FARIOLI**	ITA	Red Bull MotoGP Rookies Cup	KTM	**1'51.933**	13	16	0.423	0.150	**202.2**
6	21	**Demis MIHAILA**	ITA	Red Bull MotoGP Rookies Cup	KTM	**1'52.032**	16	16	0.522	0.099	**201.8**
7	58	**Luca LUNETTA**	ITA	Red Bull MotoGP Rookies Cup	KTM	**1'52.108**	14	16	0.598	0.076	**202.2**
8	48	**Gabin PLANQUES**	FRA	Red Bull MotoGP Rookies Cup	KTM	**1'52.139**	12	16	0.629	0.031	**204.1**
9	29	**Harrison VOIGHT**	AUS	Red Bull MotoGP Rookies Cup	KTM	**1'52.144**	10	16	0.634	0.005	**202.2**
10	8	**Eddie O'SHEA**	GBR	Red Bull MotoGP Rookies Cup	KTM	**1'52.194**	13	16	0.684	0.050	**203.7**
11	69	**Marcos RUDA**	SPA	Red Bull MotoGP Rookies Cup	KTM	**1'52.249**	13	16	0.739	0.055	**206.1**
12	28	**Máximo QUILES**	SPA	Red Bull MotoGP Rookies Cup	KTM	**1'52.286**	16	16	0.776	0.037	**207.2**
13	18	**Angel PIQUERAS**	SPA	Red Bull MotoGP Rookies Cup	KTM	**1'52.302**	11	14	0.792	0.016	**202.2**
14	5	**Tatchakorn BUASRI**	THA	Red Bull MotoGP Rookies Cup	KTM	**1'52.462**	11	16	0.952	0.160	**206.8**
15	78	**Jakob ROSENTHALER**	AUT	Red Bull MotoGP Rookies Cup	KTM	**1'52.494**	14	16	0.984	0.032	**201.8**
16	12	**Jacob ROULSTONE**	AUS	Red Bull MotoGP Rookies Cup	KTM	**1'52.646**	16	16	1.136	0.152	**203.3**
17	57	**Danial SHAHRIL**	MAL	Red Bull MotoGP Rookies Cup	KTM	**1'53.185**	5	9	1.675	0.539	**203.7**
18	11	**Ruché MOODLEY**	RSA	Red Bull MotoGP Rookies Cup	KTM	**1'53.643**	15	16	2.133	0.458	**201.4**
19	93	**Arbi ADITAMA**	INA	Red Bull MotoGP Rookies Cup	KTM	**1'53.805**	9	15	2.295	0.162	**204.5**
20	42	**Soma GÖRBE**	HUN	Red Bull MotoGP Rookies Cup	KTM	**1'54.074**	3	6	2.564	0.269	**203.0**
21	14	**Cormac BUCHANAN**	NZE	Red Bull MotoGP Rookies Cup	KTM	**1'54.087**	16	16	2.577	0.013	**201.1**
22	81	**Lorenz LUCIANO**	BEL	Red Bull MotoGP Rookies Cup	KTM	**1'54.090**	12	14	2.580	0.003	**203.7**
23	10	**Guillermo MORENO**	MEX	Red Bull MotoGP Rookies Cup	KTM	**1'54.092**	10	16	2.582	0.002	**202.2**
24	9	**Freddie HEINRICH**	GER	Red Bull MotoGP Rookies Cup	KTM	**1'54.626**	4	5	3.116	0.534	**201.1**
25	55	**Alex VENTURINI**	ITA	Red Bull MotoGP Rookies Cup	KTM	**1'55.059**	15	16	3.549	0.433	**197.4**
26	2	**Amaury MIZERA**	FRA	Red Bull MotoGP Rookies Cup	KTM	**1'55.807**	8	10	4.297	0.748	**201.1**

Practice condition: **Dry**
Air: 21°
Humidity: 56%
Ground: 32°

Fastest Lap:	Lap: 15	**Collin VEIJER**	**1'51.510**	142.7 Km/h
Best Race Lap:	2021	**Diogo MOREIRA**	**1'48.701**	146.4 Km/h
All Time Lap Record:	2021	**Diogo MOREIRA**	**1'48.701**	146.4 Km/h

The results are provisional until the end of the limit for protest and appeals.

Time limit for protest expires 30' after publication of the results - ..... Time: .....

DORNA DATA PROCESSING .TIMING SERVICE DORNA DATA PROCESSING TIMING SERVICE DORNA DATA PROCESSING TIMING SERVICE DORNA DATA PROCESSING TIMING SERVICE DORNA DATA PROCESSING TIMING SERVICE DORNA DATA PROCESSING TIMING SERVICE DORNA DATA PROCESSING TIMING SERVICE DORNA DATA PROCCEESSS

Jerez de la Frontera, Friday, April 29, 2022

uito de Jerez - Ángel N

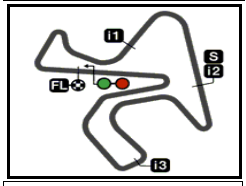

4423 m.

Results and timing service provided by TISSOT

RookiesCup

GRAN PREMIO RED BULL DE ESPAÑA

Free Practice Nr. 1

Top Speed & Average

	Rider	Nation	Motorcycle	Top 5 speeds					Average	Top
27	**Rico SALMELA**	FIN	KTM	207.2	203.0	202.2	201.8	201.8	203.2	**207.2**
28	**Máximo QUILES**	SPA	KTM	207.2	204.1	203.7	203.7	203.3	204.4	**207.2**
5	**Tatchakorn BUASRI**	THA	KTM	206.8	203.3	202.6	202.6	201.8	203.4	**206.8**
69	**Marcos RUDA**	SPA	KTM	206.1	205.3	205.3	205.3	204.1	205.2	**206.1**
67	**Casey O'GORMAN**	IRL	KTM	204.9	204.1	202.2	202.2	201.8	203.0	**204.9**
99	**José RUEDA**	SPA	KTM	204.9	204.5	204.5	203.0	201.8	203.7	**204.9**
93	**Arbi ADITAMA**	INA	KTM	204.5	203.7	201.8	200.3	199.2	201.9	**204.5**
95	**Collin VEIJER**	NED	KTM	204.5	203.0	202.6	201.8	201.8	202.7	**204.5**
48	**Gabin PLANQUES**	FRA	KTM	204.1	203.3	202.6	202.6	201.8	202.7	**204.1**
8	**Eddie O'SHEA**	GBR	KTM	203.7	203.3	203.0	203.0	203.0	203.2	**203.7**
57	**Danial SHAHRIL**	MAL	KTM	203.7	203.7	202.2	201.4	201.1	202.4	**203.7**
81	**Lorenz LUCIANO**	BEL	KTM	203.7	200.0	200.0	199.6	199.2	200.3	**203.7**
12	**Jacob ROULSTONE**	AUS	KTM	203.3	202.6	202.6	202.6	202.2	202.7	**203.3**
42	**Soma GÖRBE**	HUN	KTM	203.0	198.8	197.8	196.0	195.2	198.2	**203.0**
10	**Guillermo MORENO**	MEX	KTM	202.2	202.2	201.8	201.1	200.3	201.3	**202.2**
18	**Angel PIQUERAS**	SPA	KTM	202.2	199.2	199.2	198.1	197.8	199.3	**202.2**
29	**Harrison VOIGHT**	AUS	KTM	202.2	201.8	201.1	201.1	199.6	201.2	**202.2**
58	**Luca LUNETTA**	ITA	KTM	202.2	201.1	200.7	200.7	200.3	200.9	**202.2**
77	**Filippo FARIOLI**	ITA	KTM	202.2	201.8	198.8	198.5	198.5	200.0	**202.2**
21	**Demis MIHAILA**	ITA	KTM	201.8	201.4	201.1	200.3	200.3	200.9	**201.8**
78	**Jakob ROSENTHALER**	AUT	KTM	201.8	201.4	200.7	200.7	200.3	201.0	**201.8**
11	**Ruché MOODLEY**	RSA	KTM	201.4	200.0	199.2	198.8	198.8	199.6	**201.4**
2	**Amaury MIZERA**	FRA	KTM	201.1	200.7	198.5	198.5	198.1	199.4	**201.1**
9	**Freddie HEINRICH**	GER	KTM	201.1	200.0	198.5	198.1	192.8	198.1	**201.1**
14	**Cormac BUCHANAN**	NZE	KTM	201.1	199.6	199.2	199.2	198.8	199.6	**201.1**
55	**Alex VENTURINI**	ITA	KTM	197.4	197.4	197.0	197.0	196.7	197.0	**197.4**

DORNA DATA PROCESSING ,TIMING SERVICE DORNA DATA PROCESSING TIMING SERVICE DORNA DATA PROCESSING TIMING SERVICE DORNA DATA PROCESSING TIMING SERVICE DORNA DATA PROCESSING TIMING SERVICE DORNA DATA PROCESSING TIMING SERVICE DORNA DATA PROCESSING TIMING SERVICE DORNA DATA PROCCEESSS

Jerez de la Frontera, Friday, April 29, 2022

uito de Jerez - Ángel N

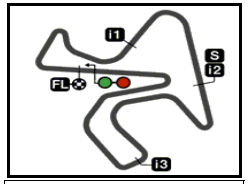

4423 m.

Results and timing service provided by TISSOT

RookiesCup

GRAN PREMIO RED BULL DE ESPAÑA

Free Practice Nr. 1

Best Partial Times

IT *Ideal Lap Time, sum of the best partial times* ***BT*** *Best Lap Time*

T1			T2		T3		T4	
Pos	Rider	Time	Rider	Time	Rider	Time	Rider	Time
1	C.O'GORMAN	27.241	R.SALMELA	16.869	J.RUEDA	32.526	C.O'GORMAN	34.477
2	F.FARIOLI	27.319	C.VEIJER	16.877	H.VOIGHT	32.589	R.SALMELA	34.517
3	G.PLANQUES	27.383	J.RUEDA	16.880	C.O'GORMAN	32.613	C.VEIJER	34.529
4	C.VEIJER	27.393	C.O'GORMAN	16.931	L.LUNETTA	32.616	J.RUEDA	34.540
5	A.PIQUERAS	27.407	F.FARIOLI	16.938	C.VEIJER	32.616	E.O'SHEA	34.558
6	R.SALMELA	27.412	H.VOIGHT	16.941	F.FARIOLI	32.659	M.RUDA	34.575
7	J.RUEDA	27.433	D.MIHAILA	16.953	R.SALMELA	32.669	M.QUILES	34.628
8	L.LUNETTA	27.463	M.RUDA	16.958	D.MIHAILA	32.683	G.PLANQUES	34.678
9	D.MIHAILA	27.521	M.QUILES	16.978	A.PIQUERAS	32.697	A.PIQUERAS	34.707
10	H.VOIGHT	27.523	S.GÖRBE	16.994	E.O'SHEA	32.750	L.LUNETTA	34.717
11	T.BUASRI	27.531	J.ROULSTONE	16.998	M.QUILES	32.771	J.ROSENTHALE	34.721
12	M.RUDA	27.591	E.O'SHEA	17.023	G.PLANQUES	32.826	D.MIHAILA	34.724
13	J.ROULSTONE	27.630	T.BUASRI	17.025	T.BUASRI	32.845	F.FARIOLI	34.733
14	E.O'SHEA	27.642	G.PLANQUES	17.031	M.RUDA	32.887	H.VOIGHT	34.779
15	J.ROSENTHALE	27.691	D.SHAHRIL	17.032	J.ROSENTHALE	32.892	J.ROULSTONE	34.827
16	D.SHAHRIL	27.700	J.ROSENTHALE	17.053	J.ROULSTONE	32.976	T.BUASRI	34.867
17	M.QUILES	27.730	L.LUNETTA	17.058	D.SHAHRIL	33.070	S.GÖRBE	34.990
18	S.GÖRBE	27.763	F.HEINRICH	17.078	R.MOODLEY	33.142	D.SHAHRIL	35.026
19	F.HEINRICH	27.815	A.PIQUERAS	17.146	S.GÖRBE	33.196	G.MORENO	35.084
20	A.ADITAMA	27.878	A.ADITAMA	17.153	A.ADITAMA	33.291	R.MOODLEY	35.106
21	R.MOODLEY	27.936	C.BUCHANAN	17.174	G.MORENO	33.407	C.BUCHANAN	35.173
22	L.LUCIANO	27.983	G.MORENO	17.184	C.BUCHANAN	33.419	L.LUCIANO	35.178
23	C.BUCHANAN	28.003	L.LUCIANO	17.196	F.HEINRICH	33.436	A.ADITAMA	35.220
24	G.MORENO	28.076	R.MOODLEY	17.231	L.LUCIANO	33.467	F.HEINRICH	35.345

Pos	Rider	IT	BT	
1	C.O'GORMAN	1'51.262	1'51.596	(3)
2	J.RUEDA	1'51.379	1'51.579	(2)
3	C.VEIJER	1'51.415	1'51.510	(1)
4	R.SALMELA	1'51.467	1'51.783	(4)
5	F.FARIOLI	1'51.649	1'51.933	(5)
6	H.VOIGHT	1'51.832	1'52.144	(9)
7	L.LUNETTA	1'51.854	1'52.108	(7)
8	D.MIHAILA	1'51.881	1'52.032	(6)
9	G.PLANQUES	1'51.918	1'52.139	(8)
10	A.PIQUERAS	1'51.957	1'52.302	(13)
11	E.O'SHEA	1'51.973	1'52.194	(10)
12	M.RUDA	1'52.011	1'52.249	(11)
13	M.QUILES	1'52.107	1'52.286	(12)
14	T.BUASRI	1'52.268	1'52.462	(14)
15	J.ROSENTHAL	1'52.357	1'52.494	(15)
16	J.ROULSTONE	1'52.431	1'52.646	(16)
17	D.SHAHRIL	1'52.828	1'53.185	(17)
18	S.GÖRBE	1'52.943	1'54.074	(20)
19	R.MOODLEY	1'53.415	1'53.643	(18)
20	A.ADITAMA	1'53.542	1'53.805	(19)
21	F.HEINRICH	1'53.674	1'54.626	(24)
22	G.MORENO	1'53.751	1'54.092	(23)
23	C.BUCHANAN	1'53.769	1'54.087	(21)
24	L.LUCIANO	1'53.824	1'54.090	(22)

DORNA DATA PROCESSING .TIMING SERVICE DORNA DATA PROCESSING TIMING SERVICE DORNA DATA PROCESSING TIMING SERVICE DORNA DATA PROCESSING TIMING SERVICE DORNA DATA PROCESSING TIMING SERVICE DORNA DATA PROCESSING TIMING SERVICE DORNA DATA PROCESSING TIMING SERVICE DORNA DATA PROCCESSS

uito de Jerez - Ángel N

Results and timing service provided by TISSOT

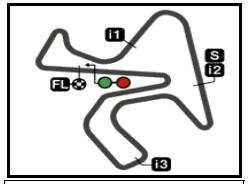

4423 m.

GRAN PREMIO RED BULL DE ESPAÑA

Free Practice Nr. 1

Best Partial Times

RookiesCup

IT *Ideal Lap Time, sum of the best partial times* ***BT*** *Best Lap Time*

T1			T2		T3		T4							
Pos	*Rider*	*Time*	*Rider*	*Time*	*Rider*	*Time*	*Rider*	*Time*	*Pos*	*Rider*	*IT*	*BT*	
25	A.VENTURINI	28.180	A.MIZERA	17.279	A.VENTURINI	33.625	A.VENTURINI	35.728	25	**A.VENTURINI**	1'55.004	1'55.059	(25)
26	**A.MIZERA**	**28.330**	**A.VENTURINI**	**17.471**	**A.MIZERA**	**34.055**	**A.MIZERA**	**35.810**	26	**A.MIZERA**	1'55.474	1'55.807	(26)

DORNA DATA PROCESSING .TIMING SERVICE DORNA DATA PROCESSING TIMING SERVICE DORNA DATA PROCESSING TIMING SERVICE DORNA DATA PROCESSING TIMING SERVICE DORNA DATA PROCESSING TIMING SERVICE DORNA DATA PROCESSING TIMING SERVICE DORNA DATA PROCESSING TIMING SERVICE DORNA DATA PROCCEESSS

uito de Jerez - Ángel N

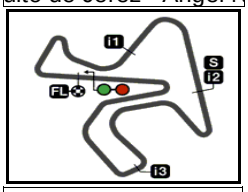

4423 m.

Results and timing service provided by TISSOT

RookiesCup

GRAN PREMIO RED BULL DE ESPAÑA

Free Practice Nr. 1

Fastest Laps Sequence

Practice Time	Rider	Nation	Motorcycle	Time	Km/h	Rider's Lap
4'12.346	18 **Angel PIQUERAS**	SPA	KTM	**1'55.465**	137.9	2
4'18.084	28 **Máximo QUILES**	SPA	KTM	**1'54.294**	139.3	2
4'22.072	99 **José RUEDA**	SPA	KTM	**1'54.021**	139.6	2
6'11.944	28 **Máximo QUILES**	SPA	KTM	**1'53.860**	139.8	3
6'14.686	99 **José RUEDA**	SPA	KTM	**1'52.614**	141.3	3
8'07.079	99 **José RUEDA**	SPA	KTM	**1'52.393**	141.6	4
11'51.929	99 **José RUEDA**	SPA	KTM	**1'52.163**	141.9	6
19'25.314	67 **Casey O'GORMAN**	IRL	KTM	**1'51.596**	142.6	10
28'54.812	99 **José RUEDA**	SPA	KTM	**1'51.579**	142.7	15
28'55.269	95 **Collin VEIJER**	NED	KTM	**1'51.510**	142.7	15

DORNA DATA PROCESSING ,TIMING SERVICE DORNA DATA PROCESSING TIMING SERVICE DORNA DATA PROCESSING TIMING SERVICE DORNA DATA PROCESSING TIMING SERVICE DORNA DATA PROCESSING TIMING SERVICE DORNA DATA PROCESSING TIMING SERVICE DORNA DATA PROCESSING TIMING SERVICE DORNA DATA PROCCEESSS

uito de Jerez - Ángel N

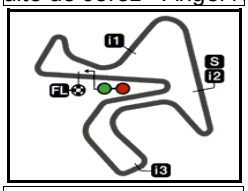

4423 m.

Results and timing service provided by TISSOT

RookiesCup

GRAN PREMIO RED BULL DE ESPAÑA

Free Practice Nr. 1

Chronological Analysis of Performances

** Lap / Sector time cancelled*
P Crossing the finish line in pit lane
T1 Time from finish line to 1st intermediate
T2 Time from 1st intermed. to 2nd intermed.
T3 Time from 2nd intermed. to 3rd intermed.
T4 Time from 3rd intermediate to finish line

1st 95 Collin VEIJER — Red Bull MotoGP Roo NED

Lap	Lap Time		T1	T2	T3	T4	Speed
1	2'33.621		32.511	18.168	35.033	36.670	193.8
2	**1'56.018**		28.297	17.365	33.901	36.455	198.1
3	**1'54.085**		27.999	17.294	33.317	35.475	198.5
4	**1'54.659**		27.811	17.294	33.185	36.369	196.7
5	**1'53.235**		27.719	17.209	33.322	34.985	196.0
6	**1'52.354**		27.502	16.960	33.011	34.881	201.8
7	1'52.786	*	27.778	17.145*	33.191	34.672	203.0
8	**1'52.456**		27.571	16.908	32.883	35.094	204.5
9	**1'53.042**		28.170	17.112	32.751	35.009	199.2
10	**1'52.157**		27.603	17.047	32.871	34.636	201.8
11	**1'52.213**		27.618	17.009	32.684	34.902	199.2
12	**1'52.971**		27.494	17.020	33.398	35.059	200.0
13	**1'51.959**		27.468	16.980	32.673	34.838	199.2
14	**1'52.203**		27.579	17.003	32.843	34.778	197.8
15	**1'51.510**		27.401	16.964	32.616	34.529	197.8
16	**1'52.792**		27.393	16.877	32.834	35.688	202.6

2nd 99 José RUEDA — Red Bull MotoGP Roo SPA

Lap	Lap Time		T1	T2	T3	T4	Speed
1	2'28.051		35.340	18.105	34.720	36.476	196.0
2	**1'54.021**		28.437	17.168	33.269	35.147	200.0
3	**1'52.614**		27.817	17.073	32.853	34.871	198.8
4	**1'52.393**		27.597	16.968	32.750	35.078	201.8
5	1'52.687	*	27.495	16.992	33.015	35.185*	200.0
6	**1'52.163**		27.603	16.880	32.801	34.879	204.9
7	1'52.791	*	27.803	17.144*	33.076	34.768	199.2
8	1'53.753	*	27.518	17.141	32.660	36.434*	199.2
9	**1'57.433**		29.972	17.355	35.029	35.077	199.6
10	**1'51.901**		27.492	16.975	32.770	34.664	200.0
11	**1'52.184**		27.433	16.909	32.853	34.989	203.0
12	1'52.352	*	27.464	17.038	32.980	34.870*	204.5
13	1'52.070	*	27.498	17.163	32.758	34.651*	196.3
14	**1'58.820**		27.554	17.066	35.128	39.072	195.6
15	**1'51.579**		27.476	17.037	32.526	34.540	196.0
16	**1'52.268**		27.491	16.889	32.833	35.055	204.5

3rd 67 Casey O'GORMAN — Red Bull MotoGP Roo IRL

Lap	Lap Time		T1	T2	T3	T4	Speed
1	2'18.963		34.195	18.481	35.467	36.575	197.0
2	**1'56.479**		28.993	17.362	34.361	35.763	200.0
3	1'53.549	*	28.099	17.191	33.237	35.022*	200.0
4	1'52.629	*	27.683	17.041*	32.926	34.979*	202.2
5	1'53.290	*	27.556	16.991*	33.208	35.535	202.2
6	**1'53.317**		27.958	17.262	32.862	35.235	200.0
7	1'56.999	*	27.804	18.229*	34.940	36.026	184.3
8	1'52.316	*	27.645	17.074*	32.659	34.938*	201.8
9	**1'56.176**		28.569	17.213	34.716	35.678	196.3
10	**1'51.596**		27.421	16.963	32.735	34.477	204.1
11	1'55.755	*	27.754	17.564	34.949	35.488*	196.0
12	1'52.310	*	27.554	16.956	32.613	35.187*	201.4
13	**1'53.158**		27.241	16.931	33.947	35.039	204.9
14	**1'52.612**		27.456	16.992	32.884	35.280	199.2
15	**1'52.259**		27.439	17.074	32.877	34.869	197.0
16	**1'52.210**		27.503	17.069	32.775	34.863	197.0

4th 27 Rico SALMELA — Red Bull MotoGP Roo FIN

Lap	Lap Time		T1	T2	T3	T4	Speed
1	2'36.389		33.535	18.482	35.002	36.090	196.3
2	**1'55.393**		28.883	17.237	33.805	35.468	198.8
3	**1'53.563**		28.015	17.080	33.190	35.278	200.7
4	**1'52.711**		27.851	16.930	32.894	35.036	201.8
5	**1'52.612**		27.733	16.873	33.031	34.975	203.0
6	**1'52.177**		27.590	16.906	32.884	34.797	202.2
7	1'53.004	*	27.826	17.160*	33.080	34.938	200.3
8	**1'52.776**		27.789	16.939	33.054	34.994	207.2
9	**1'52.589**		27.790	17.012	32.979	34.808	200.7
10	**1'52.333**		27.563	16.970	32.877	34.923	200.7
11	**1'52.829**		27.663	17.015	33.046	35.105	200.3
12	**1'52.778**		27.531	16.948	33.493	34.806	195.6
13	**1'52.237**		27.451	16.908	32.953	34.925	200.3
14	**1'52.388**		27.494	17.038	32.857	34.999	197.4
15	**1'51.980**		27.734	16.999	32.730	34.517	197.4
16	**1'51.783**		27.412	16.869	32.669	34.833	201.8

5th 77 Filippo FARIOLI — Red Bull MotoGP Roo ITA

Lap	Lap Time		T1	T2	T3	T4	Speed
1	2'16.119		34.448	18.365	34.699	37.112	193.2
2	**1'56.538**		28.913	17.831	33.977	35.817	190.8
3	1'54.317	*	28.083	17.422*	33.241	35.571	197.8
4	**1'53.539**		27.825	17.327	33.065	35.322	196.7
5	**1'53.693**		27.841	17.317	33.231	35.304	197.0
6	**1'56.290**		28.616	17.336	34.357	35.981	196.3
7	1'58.318	*	27.692	17.677*	34.931	38.018	194.2
8	1'52.434	*	27.666	17.130	32.726	34.912*	197.4
9	**1'55.257**		28.470	17.378	34.098	35.311	197.8
10	1'53.152	*	27.617	17.621*	32.989	34.925	198.1
11	**1'52.842**		27.631	17.085	32.943	35.183	198.5
12	**1'52.215**		27.635	16.977	32.861	34.742	201.8
13	**1'51.933**		27.319	17.070	32.811	34.733	198.8
14	**1'58.313**		27.517	16.938	33.146	40.712	202.2

Fastest Lap: Amaury MIZERA — Red Bull MotoGP Roo FRA **1'51.510** 27.401 16.964 32.616 34.529

DORNA DATA PROCESSING ,TIMING SERVICE DORNA DATA PROCESSING TIMING SERVICE DORNA DATA PROCESSING TIMING SERVICE DORNA DATA PROCESSING TIMING SERVICE DORNA DATA PROCESSING TIMING SERVICE DORNA DATA PROCESSING TIMING SERVICE DORNA DATA PROCESSING TIMING SERVICE DORNA DATA PROCCEESSS

Lap	Lap Time	T1	T2	T3	T4	Speed
15	**1'52.515**	27.540	17.082	32.659	35.234	198.5
16	**1'58.399**	27.512	17.183	33.149	40.555	197.4

6th 21 Demis MIHAILA — Red Bull MotoGP Roo ITA

Lap	Lap Time	T1	T2	T3	T4	Speed
1	2'24.904	37.211	19.659	37.692	38.195	192.1
2	**1'58.680**	29.737	18.186	34.655	36.102	197.0
3	**1'54.719**	28.509	17.468	33.468	35.274	200.3
4	**1'53.650**	28.007	17.288	33.121	35.234	198.8
5	**1'53.642**	27.822	17.217	33.246	35.357	201.1
6	**1'54.302**	28.146	17.156	33.623	35.377	200.0
7	1'54.637 *	27.865	17.447*	33.840	35.485	200.3
8	**1'53.856**	28.011	17.298	33.368	35.179	201.4
9	**1'53.184**	27.867	17.174	33.254	34.889	198.8
10	**1'52.723**	27.760	17.208	32.861	34.894	201.8
11	**1'52.626**	27.990	16.953	32.746	34.937	200.3
12	**1'53.054**	27.521	16.986	33.358	35.189	199.6
13	**1'53.415**	27.624	17.212	33.314	35.265	197.0
14	**1'52.622**	27.728	17.205	32.762	34.927	194.9
15	**1'53.657**	27.589	17.245	33.479	35.344	196.0
16	**1'52.032**	27.662	16.963	32.683	34.724	199.2

7th 58 Luca LUNETTA — Red Bull MotoGP Roo ITA

Lap	Lap Time	T1	T2	T3	T4	Speed
1	2'29.066	33.915	18.074	35.110	36.754	199.6
2	**1'54.872**	28.537	17.499	33.533	35.303	198.5
3	**1'53.696**	28.242	17.285	32.997	35.172	199.6
4	**1'53.519**	27.796	17.238	33.241	35.244	200.3
5	**1'53.842**	27.910	17.200	33.352	35.380	198.8
6	**1'53.569**	27.703	17.212	33.216	35.438	201.1
7	1'53.266 *	27.782	17.349*	32.949	35.186*	199.6
8	**1'58.894**	27.726	17.407	34.060	39.701	198.1
9	**1'53.274**	27.883	17.172	33.018	35.201	200.0
10	**1'52.836**	27.926	17.110	32.849	34.951	200.7
11	**1'52.751**	27.711	17.183	32.753	35.104	200.7
12	**1'52.350**	27.536	17.087	32.913	34.814	200.3
13	**1'52.305**	27.463	17.058	32.837	34.947	202.2
14	**1'52.108**	27.616	17.159	32.616	34.717	198.1
15	**1'52.409**	27.602	17.143	32.753	34.911	200.0
16	**1'52.338**	27.658	17.082	32.722	34.876	199.2

8th 48 Gabin PLANQUES — Red Bull MotoGP Roo FRA

Lap	Lap Time	T1	T2	T3	T4	Speed
1	2'30.352	36.721	18.946	37.481	39.049	177.0
2	**1'59.806**	29.362	18.298	35.056	37.090	185.5
3	**1'55.148**	28.235	17.377	33.871	35.665	193.5
4	**1'53.555**	28.031	17.212	33.032	35.280	199.2
5	**1'52.556**	27.480	17.031	33.085	34.960	204.1
6	**1'52.432**	27.486	17.052	32.970	34.924	200.7
7	1'52.780 *	27.656	17.048*	33.275	34.801	203.3
8	**1'52.405**	27.383	17.091	32.838	35.093	202.6
9	**1'56.251**	29.964	17.276	33.399	35.612	200.7
10	**1'52.542**	27.512	17.090	32.943	34.997	202.6
11	**1'52.435**	27.445	17.141	32.901	34.948	201.8
12	**1'52.139**	27.511	17.124	32.826	34.678	200.3
13	**1'52.628**	27.389	17.077	33.086	35.076	201.8
14	**1'55.499**	28.961	17.271	34.093	35.174	197.0
15	**1'52.408**	27.595	17.094	32.974	34.745	200.0
16	**1'57.199**	28.906	17.728	33.975	36.590	194.5

9th 29 Harrison VOIGHT — Red Bull MotoGP Roo AUS

Lap	Lap Time	T1	T2	T3	T4	Speed
1	2'28.791	34.949	18.041	34.863	36.876	198.1
2	**1'54.415**	28.207	17.238	33.368	35.602	202.2
3	**1'53.564**	28.025	17.106	33.073	35.360	197.4
4	**1'52.860**	27.772	17.128	32.810	35.150	198.1
5	**1'52.792**	27.664	17.108	32.768	35.252	198.5
6	**1'52.563**	27.588	16.963	32.933	35.079	201.1
7	1'52.942 *	27.523	17.275*	32.693	35.451	198.8
8	**1'53.007**	27.736	17.135	32.688	35.448	199.6
9	**1'56.737**	29.367	17.736	34.099	35.535	197.0
10	**1'52.144**	27.724	17.019	32.622	34.779	201.1
11	**1'52.469**	27.659	16.941	32.594	35.275	201.8
12	**1'52.413**	27.659	17.080	32.596	35.078	198.1
13	1'51.936 P	29.116	17.899	34.607	30.314	188.1
14	1'56.860	30.740	17.405	33.238	35.477	194.5
15	**1'52.614**	27.752	17.112	32.594	35.156	196.7
16	**1'52.317**	27.654	17.040	32.589	35.034	198.1

10th 8 Eddie O'SHEA — Red Bull MotoGP Roo GBR

Lap	Lap Time	T1	T2	T3	T4	Speed
1	2'17.698	34.927	18.765	35.930	36.847	168.2
2	**1'56.068**	28.768	17.432	34.197	35.671	197.4
3	1'53.857 *	28.140	17.378*	33.242	35.097	199.2
4	**1'53.271**	27.831	17.254	33.155	35.031	198.8
5	**1'53.947**	27.714	17.130	33.388	35.715	198.8
6	**1'53.516**	28.105	17.255	33.102	35.054	203.0
7	1'56.968 *	27.806	18.204*	35.059	35.899	184.3
8	1'53.568 *	27.777	17.154*	32.750	35.887	203.7
9	**1'52.996**	27.767	17.098	33.207	34.924	203.3
10	**1'54.771**	27.771	17.334	34.756	34.910	197.8
11	**1'52.928**	27.793	17.067	33.129	34.939	197.8
12	**1'53.047**	27.715	17.154	33.434	34.744	202.2
13	**1'52.194**	27.728	17.023	32.885	34.558	203.0
14	**1'55.964**	27.642	17.053	34.383	36.886	203.0
15	**1'52.956**	27.679	17.079	33.151	35.047	198.5
16	**1'53.284**	27.856	17.271	33.262	34.895	198.8

11th 69 Marcos RUDA — Red Bull MotoGP Roo SPA

Lap	Lap Time	T1	T2	T3	T4	Speed
1	2'19.216	33.773	18.354	35.374	36.930	194.9
2	1'56.391 *	28.866	17.460	34.290	35.775*	203.7
3	**1'54.155**	28.069	17.222	33.480	35.384	201.8
4	**1'54.260**	28.428	17.156	33.316	35.360	200.7
5	**1'54.376**	28.037	17.342	33.530	35.467	197.8
6	**1'53.466**	27.932	17.233	33.177	35.124	199.6
7	1'53.705 *	27.786	17.241*	33.554	35.124	200.3
8	**1'52.660**	27.899	16.988	32.968	34.805	205.3
9	**1'53.293**	27.757	17.185	33.137	35.214	200.7
10	**1'53.516**	27.920	17.224	33.322	35.050	198.8
11	**1'55.206**	29.737	17.149	33.010	35.310	201.1
12	1'52.525 *	27.650	17.132*	33.039	34.704	201.4

Fastest Lap:	Amaury MIZERA	Red Bull MotoGP Roo	FRA	**1'51.510**	27.401	16.964	32.616	34.529

DORNA DATA PROCESSING ,TIMING SERVICE DORNA DATA PROCESSING TIMING SERVICE DORNA DATA PROCESSING TIMING SERVICE DORNA DATA PROCESSING TIMING SERVICE DORNA DATA PROCESSING TIMING SERVICE DORNA DATA PROCESSING TIMING SERVICE DORNA DATA PROCESSING TIMING SERVICE DORNA DATA PROCCEESSS

Free Practice Nr. 1

RookiesCup

Lap	Lap Time		T1	T2	T3	T4	Speed
13	**1'52.249**		27.715	17.012	32.947	34.575	205.3
14	**1'55.895**		27.591	16.958	34.025	37.321	206.1
15	**1'53.587**		27.698	16.999	33.259	35.631	205.3
16	1'52.619	*	27.728	17.113*	32.887	34.891	204.1

12th 28 Máximo QUILES — Red Bull MotoGP Roo SPA

Lap	Lap Time		T1	T2	T3	T4	Speed
1	2'23.790		36.183	18.590	35.008	36.936	198.1
2	**1'54.294**		28.416	17.287	33.525	35.066	200.7
3	**1'53.860**		28.027	17.284	33.130	35.419	201.4
4	**1'53.315**		28.029	17.001	33.206	35.079	204.1
5	**1'54.107**		27.873	17.151	33.140	35.943	201.4
6	**1'52.746**		27.751	17.057	32.982	34.956	203.3
7	1'53.470	*	27.817	17.296*	33.384	34.973	203.7
8	**1'52.288**		27.786	16.978	32.879	34.645	207.2
9	**1'55.210**		27.830	17.205	35.014	35.161	199.2
10	1'53.179	*	27.862	17.077	33.354	34.886*	202.2
11	**1'53.139**		27.922	17.269	33.013	34.935	198.8
12	1'53.027	*	27.730	17.202	33.438	34.657*	200.0
13	1'52.138	*	27.818	17.043	32.800	34.477*	201.4
14	**1'55.938**		27.790	17.075	35.043	36.030	201.1
15	**1'53.743**		27.838	17.162	33.528	35.215	199.2
16	**1'52.286**		27.814	17.073	32.771	34.628	203.7

13th 18 Angel PIQUERAS — Red Bull MotoGP Roo SPA

Lap	Lap Time		T1	T2	T3	T4	Speed
1	2'16.881		34.340	19.075	35.548	36.965	190.4
2	**1'55.465**		28.554	17.387	33.819	35.705	195.2
3	1'54.670	*	28.308	17.477*	33.568	35.317	196.7
4	**1'54.102**		28.297	17.408	33.289	35.108	197.4
5	**1'53.396**		27.608	17.146	33.395	35.247	202.2
6	1'54.109	P	27.794	17.282	36.187	32.846	198.1
7	2'05.069		36.980	18.191	34.125	35.773	195.6
8	1'53.736	*	27.927	17.350*	33.312	35.147	197.8
9	**1'52.710**		27.604	17.259	33.016	34.831	199.2
10	**1'55.662**		28.911	17.905	33.828	35.018	189.8
11	**1'52.302**		27.408	17.218	32.969	34.707	197.4
12	1'52.422	*	27.407	17.359*	32.892	34.764	196.0
13	1'53.321	*	27.458	17.395*	33.345	35.123	195.6
14	1'52.126	*	27.412	17.148*	32.697	34.869	199.2

14th 5 Tatchakorn BUASRI — Red Bull MotoGP Roo THA

Lap	Lap Time		T1	T2	T3	T4	Speed
1	2'32.289		35.168	18.302	34.891	36.810	196.7
2	**1'55.665**		28.456	17.346	34.239	35.624	200.0
3	1'53.655	*	27.903	17.264	32.937	35.551*	201.1
4	1'53.045	*	27.734	17.149	33.021	35.141*	201.1
5	1'53.132	*	27.781	17.199	32.938	35.214*	200.0
6	**1'52.816**		27.564	17.123	32.902	35.227	202.6
7	1'53.513	*	27.570	17.034*	33.699	35.210	206.8
8	1'53.534	*	28.024	17.415	32.994	35.101*	200.7
9	**1'53.189**		27.744	17.166	33.125	35.154	200.7
10	**1'55.587**		27.790	18.374	33.719	35.704	188.8
11	**1'52.462**		27.541	17.113	32.845	34.963	202.6
12	**1'52.509**		27.531	17.139	32.972	34.867	201.8
13	**1'55.727**		27.667	17.025	33.604	37.431	203.3
14	**1'52.644**		27.661	17.049	33.003	34.931	201.1
15	**1'52.558**		27.562	17.154	32.886	34.956	200.0
16	**1'52.828**		27.603	17.399	32.903	34.923	198.5

15th 78 Jakob ROSENTHAL — Red Bull MotoGP Roo AUT

Lap	Lap Time		T1	T2	T3	T4	Speed
1	2'25.286		37.792	18.846	35.978	36.982	198.8
2	**1'57.657**		29.442	17.993	34.493	35.729	195.6
3	**1'54.978**		28.902	17.290	33.602	35.184	198.1
4	**1'53.690**		27.869	17.163	33.351	35.307	201.8
5	**1'53.872**		27.990	17.248	33.215	35.419	199.6
6	**1'54.175**		28.031	17.178	33.717	35.249	200.7
7	1'54.225	*	27.967	17.282*	33.710	35.266	201.4
8	**1'54.178**		28.206	17.494	33.249	35.229	197.8
9	**1'53.099**		27.828	17.198	33.048	35.025	199.6
10	**1'53.614**		27.965	17.369	33.441	34.839	199.2
11	**1'52.916**		27.811	17.194	33.007	34.904	200.7
12	**1'53.342**		27.803	17.133	33.376	35.030	200.0
13	**1'53.372**		27.800	17.217	33.096	35.259	199.2
14	**1'52.494**		27.715	17.166	32.892	34.721	200.3
15	**1'53.059**		27.691	17.121	33.045	35.202	198.8
16	**1'52.593**		27.738	17.053	32.938	34.864	200.0

16th 12 Jacob ROULSTONE — Red Bull MotoGP Roo AUS

Lap	Lap Time		T1	T2	T3	T4	Speed
1	2'19.416		34.131	18.291	35.332	36.434	200.7
2	**1'56.693**		28.869	17.354	34.357	36.113	202.2
3	**1'54.981**		28.534	17.134	33.763	35.550	198.8
4	**1'54.535**		28.163	17.244	33.819	35.309	199.2
5	**1'53.933**		27.696	17.017	33.301	35.919	202.6
6	**1'53.207**		27.768	17.145	33.154	35.140	203.3
7	1'53.628	*	27.639	17.175*	33.521	35.293	201.8
8	**1'54.465**		28.041	17.441	33.355	35.628	197.4
9	**1'54.469**		27.908	17.176	33.748	35.637	202.6
10	**1'53.943**		27.970	17.262	33.334	35.377	201.4
11	**1'56.344**		28.832	17.480	33.815	36.217	198.5
12	**1'54.195**		27.834	17.358	33.878	35.125	197.4
13	**1'54.825**		27.680	17.248	33.886	36.011	199.2
14	**1'52.800**		27.823	17.174	32.976	34.827	200.7
15	**1'52.794**		27.630	17.129	33.041	34.994	200.7
16	**1'52.646**		27.672	16.998	32.985	34.991	202.6

17th 57 Danial SHAHRIL — Red Bull MotoGP Roo MAL

Lap	Lap Time		T1	T2	T3	T4	Speed
1	2'29.684		36.884	18.074	34.965	37.140	200.3
2	1'57.120	*	29.405	17.688*	33.999	36.028	197.0
3	**1'54.588**		28.199	17.270	33.646	35.473	201.4
4	**1'53.683**		28.044	17.301	33.214	35.124	200.7
5	**1'53.185**		27.700	17.032	33.427	35.026	203.7
6	**1'53.809**		28.257	17.172	33.337	35.043	201.1
7	1'53.600	*	27.847	17.334*	33.070	35.349	202.2
8	**1'57.737**		27.758	17.053	37.358	35.568	203.7
9	**1'53.664**		28.000	17.365	33.150	35.149	198.5
	unfinished		28.897	17.468	33.308		200.7

Fastest Lap:	Amaury MIZERA	Red Bull MotoGP Roo	FRA	**1'51.510**	27.401	16.964	32.616	34.529

DORNA DATA PROCESSING -TIMING SERVICE DORNA DATA PROCESSING TIMING SERVICE DORNA DATA PROCESSING TIMING SERVICE DORNA DATA PROCESSING TIMING SERVICE DORNA DATA PROCESSING TIMING SERVICE DORNA DATA PROCESSING TIMING SERVICE DORNA DATA PROCESSING TIMING SERVICE DORNA DATA PROCCEESSS

Free Practice Nr. 1

RookiesCup

18th 11 Ruché MOODLEY — Red Bull MotoGP Roo RSA

Lap	Lap Time		T1	T2	T3	T4	Speed
1	2'40.484		34.618	19.078	36.577	38.442	192.1
2	**1'59.347**		29.859	17.851	34.809	36.828	196.0
3	**1'56.879**		28.949	17.817	34.212	35.901	195.6
4	**1'55.467**		28.452	17.405	33.885	35.725	198.8
5	**1'55.719**		28.221	17.492	34.324	35.682	197.8
6	1'55.141	*	28.201	17.482*	33.796	35.662	198.5
7	1'56.654	*	28.24*	17.752	34.368	36.293	199.2
8	**1'57.476**		30.221	17.631	33.992	35.632	195.6
9	**1'55.143**		28.363	17.573	33.631	35.576	201.4
10	1'55.067	*	29.026	17.329	33.379	35.333*	200.0
11	**1'54.365**		28.435	17.298	33.320	35.312	198.8
12	**1'54.237**		28.266	17.390	33.355	35.226	198.1
13	**1'54.534**		28.239	17.586	33.560	35.149	197.0
14	**1'53.923**		28.221	17.249	33.142	35.311	197.0
15	**1'53.643**		27.936	17.274	33.327	35.106	197.4
16	**1'53.760**		28.147	17.231	33.265	35.117	198.1

19th 93 Arbi ADITAMA — Red Bull MotoGP Roo INA

Lap	Lap Time		T1	T2	T3	T4	Speed
1	2'19.789		35.328	18.278	35.617	36.613	198.8
2	**1'57.186**		29.694	17.436	34.222	35.834	200.3
3	**1'55.241**		28.570	17.389	33.749	35.533	201.8
4	1'54.709	*	28.320	17.175	33.682	35.532*	203.7
5	**1'53.839**		27.904	17.153	33.435	35.347	204.5
6	1'51.485	P	28.004	17.920	33.697	31.864	195.2
7	2'00.504		32.786	18.021	33.774	35.923	199.2
8	**1'54.932**		28.179	17.560	33.622	35.571	198.1
9	**1'53.805**		27.878	17.351	33.356	35.220	198.5
10	**1'53.938**		27.885	17.394	33.343	35.316	194.2
11	**1'57.993**		28.885	18.210	35.356	35.542	190.4
12	1'54.203	*	28.034	17.507	33.291	35.371*	198.1
13	**1'54.234**		28.053	17.530	33.319	35.332	195.2
14	**1'55.054**		27.924	17.627	33.961	35.542	193.5
15	**1'54.760**		27.930	17.207	33.389	36.234	196.3

20th 42 Soma GÖRBE — Red Bull MotoGP Roo HUN

Lap	Lap Time		T1	T2	T3	T4	Speed
1	2'22.425		33.883	19.367	36.546	36.720	193.5
2	**1'56.224**		28.719	17.500	33.766	36.239	196.0
3	**1'54.074**		28.349	17.241	33.196	35.288	197.8
4	1'54.694	*	28.302	17.370*	33.818	35.204	195.2
5	**1'54.126**		27.763	16.994	33.736	35.633	203.0
6	1'53.672	*	27.933	17.457*	33.292	34.990	198.8

21st 14 Cormac BUCHANA — Red Bull MotoGP Roo NZE

Lap	Lap Time		T1	T2	T3	T4	Speed
1	2'27.021		34.311	18.863	36.915	37.268	198.1
2	**1'58.467**		29.534	17.590	34.934	36.409	199.6
3	**1'56.429**		28.852	17.463	33.989	36.125	198.8
4	**1'55.179**		28.321	17.372	33.897	35.589	198.5
5	**1'55.972**		28.195	17.317	34.919	35.541	198.1
6	1'54.812	*	28.090	17.397*	33.675	35.650*	199.2
7	1'55.196	*	28.32*	17.690*	33.689	35.489	196.7
8	**1'54.921**		28.238	17.502	33.704	35.477	196.7
9	**1'54.746**		28.211	17.284	33.420	35.831	199.2
10	**1'56.078**		28.377	17.174	34.286	36.241	201.1
11	**1'54.714**		28.301	17.385	33.601	35.427	196.7
12	**1'54.435**		28.275	17.349	33.482	35.329	196.7
13	**1'54.478**		28.181	17.396	33.578	35.323	194.5
14	1'54.184	*	28.003	17.409	33.419	35.353*	194.5
15	**1'54.168**		28.094	17.339	33.562	35.173	194.9
16	**1'54.087**		28.087	17.294	33.482	35.224	196.3

22nd 81 Lorenz LUCIANO — Red Bull MotoGP Roo BEL

Lap	Lap Time		T1	T2	T3	T4	Speed
1	2'18.122		34.819	18.285	35.927	37.416	196.0
2	**1'57.860**		29.134	17.630	34.719	36.377	194.2
3	**1'55.828**		28.575	17.499	33.941	35.813	200.0
4	**1'54.494**		28.090	17.196	34.030	35.178	203.7
5	1'49.839	P	28.115	17.473*	34.211	30.040	200.0
6	1'58.863	*	31.438	17.532*	34.070	35.823	198.1
7	**1'55.641**		28.401	17.390	33.869	35.981	198.1
8	1'55.415	*	28.458	17.456*	33.870	35.631	199.2
9	1'49.565	P	28.261	17.743	34.205	29.356	189.1
10	1'58.087		31.325	17.429	33.806	35.527	199.2
11	1'55.108	*	28.150	17.448*	33.765	35.745	199.6
12	**1'54.090**		27.983	17.371	33.467	35.269	197.0
13	1'57.198	P	28.070	18.966*	39.566	30.596	173.6
14	2'02.047	*	32.864	18.116*	34.282	36.785	194.5

23rd 10 Guillermo MORENO — Red Bull MotoGP Roo MEX

Lap	Lap Time		T1	T2	T3	T4	Speed
1	2'19.184		34.057	18.474	35.445	36.644	196.7
2	**1'57.190**		29.197	17.554	34.501	35.938	198.8
3	**1'55.827**		28.471	17.394	34.120	35.842	202.2
4	**1'55.254**		28.458	17.226	33.939	35.631	202.2
5	**1'55.118**		28.340	17.444	33.795	35.539	197.8
6	**1'56.166**		28.419	17.896	34.105	35.746	197.0
7	1'55.201	*	28.311	17.582*	34.174	35.134	198.1
8	**1'54.944**		28.365	17.445	33.663	35.471	200.3
9	**1'54.764**		28.600	17.199	33.495	35.470	201.1
10	**1'54.092**		28.417	17.184	33.407	35.084	201.8
11	**1'54.219**		28.076	17.237	33.504	35.402	200.3
12	**1'55.155**		28.189	17.421	33.767	35.778	197.4
13	1'51.927	P	28.403	17.754	35.084	30.686	192.8
14	2'03.976		32.598	17.959	36.941	36.478	190.1
15	**1'54.530**		28.166	17.493	33.533	35.338	193.5
16	**1'55.125**		28.329	17.471	33.676	35.649	193.8

24th 9 Freddie HEINRICH — Red Bull MotoGP Roo GER

Lap	Lap Time		T1	T2	T3	T4	Speed
1	2'18.724		35.387	18.583	36.562	37.400	192.8
2	**1'57.524**		29.200	17.558	34.759	36.007	198.5
3	**1'55.703**		28.493	17.448	33.990	35.772	200.0
4	**1'54.626**		28.364	17.078	33.839	35.345	201.1
5	1'53.837	*	27.892	17.294	33.436	35.215*	198.1
	unfinished		27.815				

Fastest Lap:	Amaury MIZERA	Red Bull MotoGP Roo	FRA	**1'51.510**	27.401	16.964	32.616	34.529

DORNA DATA PROCESSING -TIMING SERVICE DORNA DATA PROCESSING TIMING SERVICE DORNA DATA PROCESSING TIMING SERVICE DORNA DATA PROCESSING TIMING SERVICE DORNA DATA PROCESSING TIMING SERVICE DORNA DATA PROCESSING TIMING SERVICE DORNA DATA PROCESSING TIMING SERVICE DORNA DATA PROCCEESSS

Free Practice Nr. 1

RookiesCup

25th 55 Alex VENTURINI — Red Bull MotoGP Roo — ITA

Lap	Lap Time		T1	T2	T3	T4	Speed
1	2'29.405		37.540	19.538	38.050	38.266	192.8
2	**2'00.700**		29.996	18.178	35.198	37.328	197.0
3	**1'58.562**		28.942	17.922	34.449	37.249	195.6
4	**1'58.545**		28.944	17.866	34.401	37.334	197.4
5	**1'57.727**		28.672	17.803	34.415	36.837	196.3
6	1'57.683	*	28.641	18.432*	34.283	36.327	193.8
7	1'56.997	*	28.47*	17.821	34.335	36.367	197.4
8	**1'57.212**		28.566	17.875	34.356	36.415	197.0
9	**1'56.634**		28.634	17.591	34.287	36.122	196.7
10	1'56.743	*	28.652	17.623	34.147	36.321*	196.3
11	**1'56.184**		28.400	17.513	33.980	36.291	196.0
12	**1'56.273**		28.508	17.748	34.004	36.013	196.7
13	**1'56.003**		28.295	17.736	33.956	36.016	194.2
14	**1'55.922**		28.409	17.703	33.958	35.852	193.8
15	**1'55.059**		28.180	17.526	33.625	35.728	195.2
16	**1'56.042**		28.203	17.471	34.058	36.310	196.3

26th 2 Amaury MIZERA — Red Bull MotoGP Roo — FRA

Lap	Lap Time		T1	T2	T3	T4	Speed
1	7'49.812	P	53.087	19.157			196.0
2	2'11.627		36.649	18.742	37.613	38.623	193.2
3	**2'00.165**		29.498	18.277	35.775	36.615	192.8
4	1'57.829	*	29.081	17.672*	34.634	36.442	201.1
5	**1'56.924**		28.793	17.668	34.242	36.221	198.5
6	**1'56.154**		28.548	17.624	34.064	35.918	198.1
7	**1'56.260**		28.330	17.368	34.194	36.368	198.5
8	**1'55.807**		28.663	17.279	34.055	35.810	200.7
9	1'51.150	P	28.565	17.547	34.375	30.663	197.0
10	2'22.167	P	33.489	20.950	55.502	32.226	93.4
	PIT		34.092	19.128	39.639	32.340	179.4

Fastest Lap:	Amaury MIZERA	Red Bull MotoGP Roo	FRA	**1'51.510**	27.401	16.964	32.616	34.529

DORNA DATA PROCESSING TIMING SERVICE DORNA DATA PROCESSING TIMING SERVICE DORNA DATA PROCESSING TIMING SERVICE DORNA DATA PROCESSING TIMING SERVICE DORNA DATA PROCESSING TIMING SERVICE DORNA DATA PROCESSING TIMING SERVICE DORNA DATA PROCESSING TIMING SERVICE DORNA DATA PROCCEESSS