

GRAN PREMIO RED BULL DE ESPAÑA

Race Nr.1

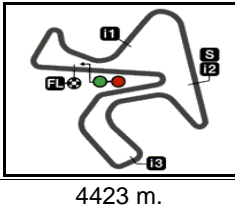
Classification after 16 laps = 70.768 km

Pos		Rider	Nation	Team	Motorcycle	Total Time	Km/h	Gap
1	25	99 José RUEDA	SPA	Red Bull MotoGP Rookies Cup	KTM	29'37.883	143.2	
2	20	18 Angel PIQUERAS	SPA	Red Bull MotoGP Rookies Cup	KTM	29'37.901	143.2	0.018
3	16	95 Collin VEIJER	NED	Red Bull MotoGP Rookies Cup	KTM	29'38.104	143.2	0.221
4	13	28 Máximo QUILES	SPA	Red Bull MotoGP Rookies Cup	KTM	29'38.121	143.2	0.238
5	11	67 Casey O'GORMAN	IRL	Red Bull MotoGP Rookies Cup	KTM	29'38.408	143.2	0.525
6	10	77 Filippo FARIOLI	ITA	Red Bull MotoGP Rookies Cup	KTM	29'38.761	143.2	0.878
7	9	27 Rico SALMELA	FIN	Red Bull MotoGP Rookies Cup	KTM	29'39.536	143.1	1.653
8	8	58 Luca LUNETTA	ITA	Red Bull MotoGP Rookies Cup	KTM	29'41.258	143.0	3.375
9	7	57 Daniyal SHAHRIL	MAL	Red Bull MotoGP Rookies Cup	KTM	29'49.663	142.3	11.780
10	6	48 Gabin PLANQUES	FRA	Red Bull MotoGP Rookies Cup	KTM	29'50.280	142.3	12.397
11	5	8 Eddie O'SHEA	GBR	Red Bull MotoGP Rookies Cup	KTM	29'53.625	142.0	15.742
12	4	14 Cormac BUCHANAN	NZE	Red Bull MotoGP Rookies Cup	KTM	29'56.868	141.7	18.985
13	3	11 Ruché MOODLEY	RSA	Red Bull MotoGP Rookies Cup	KTM	29'57.419	141.7	19.536
14	2	69 Marcos RUDA	SPA	Red Bull MotoGP Rookies Cup	KTM	29'57.496	141.7	19.613
15	1	21 Demis MIHAILA	ITA	Red Bull MotoGP Rookies Cup	KTM	30'00.190	141.5	22.307
16		42 Soma GÖRBE	HUN	Red Bull MotoGP Rookies Cup	KTM	30'00.418	141.5	22.535
17		81 Lorenz LUCIANO	BEL	Red Bull MotoGP Rookies Cup	KTM	30'04.077	141.2	26.194
18		55 Alex VENTURINI	ITA	Red Bull MotoGP Rookies Cup	KTM	30'06.150	141.0	28.267
19		10 Guillermo MORENO	MEX	Red Bull MotoGP Rookies Cup	KTM	30'06.409	141.0	28.526
20		12 Jacob ROULSTONE	AUS	Red Bull MotoGP Rookies Cup	KTM	30'19.660	140.0	41.777
21		2 Amaury MIZERA	FRA	Red Bull MotoGP Rookies Cup	KTM	30'19.700	140.0	41.817
Not Classified								
		5 Tatchakorn BUASRI	THA	Red Bull MotoGP Rookies Cup	KTM	28'01.516	142.0	1 lap
		93 Arbi ADITAMA	INA	Red Bull MotoGP Rookies Cup	KTM	26'12.273	141.7	2 laps
		78 Jakob ROSENTHALER	AUT	Red Bull MotoGP Rookies Cup	KTM	26'12.463	141.7	2 laps
		29 Harrison VOIGHT	AUS	Red Bull MotoGP Rookies Cup	KTM	3'48.645	139.2	14 laps

The results are provisional until the end of the limit for protest and appeals.

Time limit for protest expires 30' after publication of the results - Time:

DORNA DATA PROCESSING TIMING SERVICE DORNA DATA PROCESSING TIMING SERVICE DORNA DATA PROCESSING TIMING SERVICE DORNA DATA PROCESSING TIMING SERVICE DORNA DATA PROCESSING TIMING SERVICE DORNA DATA PROCESSING TIMING SERVICE DORNA DATA PROCESSING TIMING SERVICE DORNA DATA PROCESSING




RookiesCup

GRAN PREMIO RED BULL DE ESPAÑA

Race Nr.1

Classification after 16 laps = 70.768 km

<i>Pos</i>	 <i>Rider</i>	<i>Nation Team</i>	<i>Motorcycle</i>	<i>Total Time</i>	<i>Km/h</i>	<i>Gap</i>
------------	--	--------------------	-------------------	-------------------	-------------	------------

Race condition: Dry
Air: 26°
Humidity: 39%
Ground: 44°

Pole Position:		José RUEDA	1'49.867	144.9 Km/h
Fastest Lap:	Lap 11	Filippo FARIOLI	1'50.056	144.6 Km/h
Best Race Lap:	2021	Diogo MOREIRA	1'48.701	146.4 Km/h
All Time Lap Record:	2021	Diogo MOREIRA	1'48.701	146.4 Km/h

- 17:10'00
- 17:22'59
- 17:25'41
- 17:30'06 -
- 17:31'22 Harrison VOIGHT
- 17:35'02 Amaury MIZERA
- 17:36'05 Marcos RUDA
- 17:38'10 Alex VENTURINI
- 17:40'06 Luca LUNETTA
- 17:40'15 Soma GÖRBE
- 17:44'57 Casey O'GORMAN
- 17:52'09 Tatchakorn BUASRI
- 17:52'48 Filippo FARIOLI
- 17:52'55 Jakob ROSENTHALER
- 17:53'20 Arbi ADITAMA
- 17:53'54
- 17:54'29 Tatchakorn BUASRI
- 17:59'06

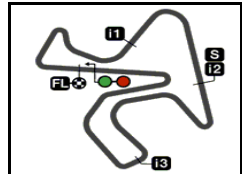
- SIGHTING LAP START**
- WARM UP LAP START**
- RACE START**
- No jump starts**
- crashed out - Rider OK
- track limits warning**
- track limits warning**
- track limits warning**
- track limits warning**
- track limits warning**
- track limits warning**
- track limits warning**
- crashed out - Rider OK
- crashed out - Rider OK
- Incident between riders #78 and #93 to be reviewed after the race
- crashed out - Rider OK
- Incident between riders #78 and #93 - no further action to be taken

The results are provisional until the end of the limit for protest and appeals.

Time limit for protest expires 30' after publication of the results - Time:

DORNA DATA PROCESSING TIMING SERVICE DORNA DATA PROCESSING TIMING SERVICE DORNA DATA PROCESSING TIMING SERVICE DORNA DATA PROCESSING TIMING SERVICE DORNA DATA PROCESSING TIMING SERVICE DORNA DATA PROCESSING TIMING SERVICE DORNA DATA PROCESSING TIMING SERVICE DORNA DATA PROCESSING TIMING SERVICE DORNA DATA PROCCEESSS





4423 m.

GRAN PREMIO RED BULL DE ESPAÑA

Race Nr.1

Top Speed & Average

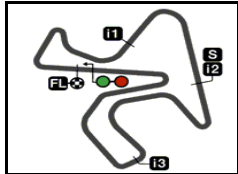


Rider	Nation	Motorcycle	Top 5 speeds					Average	Top
28 Máximo QUILES	SPA	KTM	208.4	206.8	206.8	206.5	205.7	206.8	208.4
8 Eddie O'SHEA	GBR	KTM	207.2	206.1	204.5	203.3	203.0	204.5	207.2
12 Jacob ROULSTONE	AUS	KTM	207.2	206.1	205.7	204.5	202.6	205.2	207.2
69 Marcos RUDA	SPA	KTM	207.2	205.7	205.3	204.9	204.5	205.5	207.2
77 Filippo FARIOLI	ITA	KTM	207.2	205.7	204.9	204.5	204.5	205.4	207.2
5 Tatchakorn BUASRI	THA	KTM	206.8	204.5	203.7	203.7	201.8	203.7	206.8
11 Ruché MOODLEY	RSA	KTM	206.8	204.9	204.9	204.5	204.5	205.1	206.8
27 Rico SALMELA	FIN	KTM	206.8	206.1	204.5	204.1	203.7	204.8	206.8
67 Casey O'GORMAN	IRL	KTM	206.8	206.5	206.5	205.7	205.3	206.0	206.8
55 Alex VENTURINI	ITA	KTM	206.5	203.7	203.0	202.2	201.8	203.4	206.5
81 Lorenz LUCIANO	BEL	KTM	206.5	205.7	204.5	204.5	203.3	204.9	206.5
2 Amaury MIZERA	FRA	KTM	205.7	202.6	201.1	200.3	199.2	201.8	205.7
14 Cormac BUCHANAN	NZE	KTM	205.7	204.5	204.1	204.1	204.1	204.5	205.7
57 Danial SHAHRIL	MAL	KTM	205.7	204.1	201.4	201.4	200.3	202.6	205.7
58 Luca LUNETTA	ITA	KTM	205.3	205.3	204.5	204.1	203.7	204.6	205.3
78 Jakob ROSENTHALER	AUT	KTM	205.3	204.9	204.5	204.1	204.1	204.6	205.3
95 Collin VEIJER	NED	KTM	205.3	204.9	204.1	203.7	203.7	204.3	205.3
42 Soma GÖRBE	HUN	KTM	204.9	204.1	203.3	202.2	200.3	203.0	204.9
48 Gabin PLANQUES	FRA	KTM	204.9	204.5	204.1	202.2	202.2	203.6	204.9
93 Arbi ADITAMA	INA	KTM	204.5	203.7	202.2	201.8	201.8	202.8	204.5
18 Angel PIQUERAS	SPA	KTM	204.1	201.8	201.8	201.4	201.4	202.1	204.1
29 Harrison VOIGHT	AUS	KTM	203.3	203.0	200.3			202.2	203.3
10 Guillermo MORENO	MEX	KTM	203.0	202.2	201.8	200.7	200.0	201.5	203.0
21 Demis MIHAILA	ITA	KTM	201.8	201.1	201.1	200.7	199.6	200.9	201.8
99 José RUEDA	SPA	KTM	201.8	198.8	198.8	198.1	197.8	199.1	201.8

uito de Jerez - Ángel N

Results and timing service provided by TISSOT

RookiesCup



4423 m.

GRAN PREMIO RED BULL DE ESPAÑA

Race Nr.1

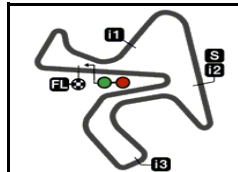
Fastest Laps Sequence

Lap	Race Time	Rider	Nation	Motorcycle	Time	Km/h	Riders's Lap
2	3'48.326	99 José RUEDA	SPA	KTM	1'50.726	143.8	2
2	3'49.270	67 Casey O'GORMAN	IRL	KTM	1'50.599	143.9	2
2	3'49.600	95 Collin VEIJER	NED	KTM	1'50.451	144.1	2
2	3'49.767	27 Rico SALMELA	FIN	KTM	1'50.443	144.1	2
2	3'49.840	28 Máximo QUILES	SPA	KTM	1'50.411	144.2	2
5	9'21.015	95 Collin VEIJER	NED	KTM	1'50.322	144.3	5
5	9'21.361	28 Máximo QUILES	SPA	KTM	1'50.149	144.5	5
11	20'25.390	77 Filippo FARIOLI	ITA	KTM	1'50.056	144.6	11

DORNA DATA PROCESSING TIMING SERVICE DORNA DATA PROCESSING TIMING SERVICE DORNA DATA PROCESSING TIMING SERVICE DORNA DATA PROCESSING TIMING SERVICE DORNA DATA PROCESSING TIMING SERVICE DORNA DATA PROCESSING TIMING SERVICE DORNA DATA PROCESSING TIMING SERVICE DORNA DATA PROCESSING TIMING SERVICE DORNA DATA PROCCESSES

Jerez de la Frontera, Saturday, April 30, 2022





4423 m.

GRAN PREMIO RED BULL DE ESPAÑA

Race Nr.1

Chronological Analysis of Performances

* Lap / Sector time cancelled

T1 Time from finish line to 1st intermediate

T3 Time from 2nd intermed. to 3rd intermed.

P Crossing the finish line in pit lane

T2 Time from 1st intermed. to 2nd intermed.

T4 Time from 3rd intermediate to finish line

Lap	Lap Time	T1	T2	T3	T4	Speed	Lap	Lap Time	T1	T2	T3	T4	Speed
1st 99 José RUEDA Red Bull MotoGP Roo SPA							7	1'50.731	27.114	16.880	32.575	34.162	198.5
1	1'57.600	34.296	16.825	32.228	34.251	197.8	8	1'50.300	27.156	16.734	32.238	34.172	202.2
2	1'50.726	27.182	17.049	32.322	34.173	198.8	9	1'50.776	27.328	16.767	32.366	34.315	202.6
3	1'50.660	27.278	16.862	32.247	34.273	196.7	10	1'50.808	27.126	16.768	32.473	34.441	203.7
4	1'50.705	27.458	16.874	32.242	34.131	197.0	11	1'50.602	27.218	16.714	32.526	34.144	203.0
5	1'50.560	27.184	16.888	32.337	34.151	196.7	12	1'50.799	27.300	16.764	32.475	34.260	202.2
6	1'50.562	27.150	16.900	32.318	34.194	196.0	13	1'50.649	27.186	16.804	32.504	34.155	201.4
7	1'50.817	27.130	16.928	32.449	34.310	196.0	14	1'50.556	27.386	16.855	32.284	34.031	200.7
8	1'50.778	27.087	16.872	32.345	34.474	197.4	15	1'50.855 *	27.217	16.777	32.630	34.231*	203.7
9	1'50.742	27.225	16.772	32.376	34.369	198.8	16	1'50.434	27.506	16.748	32.183	33.997	204.1
10	1'51.018 *	27.126	16.886	32.708*	34.298	198.1	4th 28 Máximo QUILES Red Bull MotoGP Roo SPA						
11	1'50.311	27.022	16.793	32.207	34.289	201.8	1	1'59.429	35.977	16.814	32.569	34.069	208.4
12	1'50.865	27.271	16.897	32.480	34.217	196.0	2	1'50.411	27.460	16.723	32.232	33.996	206.5
13	1'50.571	27.115	17.009	32.320	34.127	195.2	3	1'50.521	27.339	16.767	32.332	34.083	204.9
14	1'50.698	27.298	16.953	32.249	34.198	196.3	4	1'50.851	27.446	16.712	32.562	34.131	206.8
15	1'50.887	27.043	17.014	32.499	34.331	194.9	5	1'50.149	27.256	16.719	32.204	33.970	206.8
16	1'50.383	27.153	16.886	32.152	34.192	196.0	6	1'50.463	27.277	16.739	32.377	34.070	201.8
2nd 18 Angel PIQUERAS Red Bull MotoGP Roo SPA							7	1'50.262	27.110	16.748	32.331	34.073	204.1
1	1'57.580	34.476	16.904	32.116	34.084	201.8	8	1'50.335	27.164	16.805	32.179	34.187	202.6
2	1'50.783	27.151	17.055	32.240	34.337	198.5	9	1'50.771	27.407	16.744	32.381	34.239	204.1
3	1'50.633	27.342	16.880	32.341	34.070	201.1	10	1'50.561	27.232	16.761	32.288	34.280	204.1
4	1'50.738	27.443	17.046	32.231	34.018	199.6	11	1'51.187	27.183	16.998	32.989	34.017	199.6
5	1'50.529	27.285	16.883	32.340	34.021	201.1	12	1'50.801	27.555	16.776	32.353	34.117	204.1
6	1'50.581	27.244	16.937	32.322	34.078	197.8	13	1'50.690	27.301	16.832	32.482	34.075	203.7
7	1'50.570	27.223	16.875	32.243	34.229	201.4	14	1'50.573 *	27.41*	16.834	32.367	33.960	205.7
8	1'50.798 *	27.170	16.973	32.384	34.271*	197.8	15	1'50.803	27.284	16.767	32.503	34.249	205.3
9	1'50.781	27.221	16.922	32.296	34.342	199.6	16	1'50.314	27.290	16.728	32.412	33.884	204.5
10	1'50.850	27.185	16.956	32.463	34.246	197.8	5th 67 Casey O'GORMAN Red Bull MotoGP Roo IRL						
11	1'50.655	27.263	16.999	32.374	34.019	204.1	1	1'58.671	34.981	16.746	32.600	34.344	206.5
12	1'50.906	27.333	16.883	32.513	34.177	201.8	2	1'50.599	27.277	16.711	32.403	34.208	204.1
13	1'50.543	27.195	16.930	32.398	34.020	200.0	3	1'50.854	27.266	16.723	32.562	34.303	203.7
14	1'50.709	27.351	16.928	32.336	34.094	200.7	4	1'50.788	27.369	16.645	32.529	34.245	205.3
15	1'50.894	27.196	16.913	32.534	34.251	201.4	5	1'50.456	27.294	16.912	32.109	34.141	203.3
16	1'50.351	27.234	16.901	32.157	34.059	200.3	6	1'50.734 *	27.206	16.798	32.489*	34.241	200.0
3rd 95 Collin VEIJER Red Bull MotoGP Roo NED							7	1'50.456	27.082	16.824	32.275	34.275	201.1
1	1'59.149	35.507	16.836	32.482	34.324	204.9	8	1'50.227	27.100	16.667	32.259	34.201	204.5
2	1'50.451	27.382	16.713	32.181	34.175	202.6	9	1'50.689 *	27.277	16.715*	32.443	34.254	204.1
3	1'50.441	27.260	16.605	32.289	34.287	205.3	10	1'50.876 *	27.221	16.780	32.496	34.379*	203.7
4	1'50.652	27.307	16.727	32.345	34.273	203.0	11	1'50.497	27.209	16.629	32.586	34.073	206.8
5	1'50.322	27.195	16.782	32.209	34.136	200.0	12	1'50.844	27.350	16.711	32.518	34.265	203.7
6	1'50.579	27.167	16.896	32.314	34.202	198.1	13	1'50.961	27.396	16.843	32.510	34.212	204.9
							14	1'50.589	27.249	16.852	32.559	33.929	206.5

Fastest Lap: Filippo FARIOLI Red Bull MotoGP Roo ITA 1'50.056 27.048 16.744 32.129 34.135

DORNA DATA PROCESSING TIMING SERVICE DORNA DATA PROCESSING TIMING SERVICE DORNA DATA PROCESSING TIMING SERVICE DORNA DATA PROCESSING TIMING SERVICE DORNA DATA PROCESSING TIMING SERVICE DORNA DATA PROCESSING TIMING SERVICE DORNA DATA PROCESSING TIMING SERVICE DORNA DATA PROCCESSSS



Race Nr.1

RookiesCup

Lap	Lap Time	T1	T2	T3	T4	Speed	Lap	Lap Time	T1	T2	T3	T4	Speed
11	1'51.772	27.563	16.735	32.825	34.649	204.5	10	1'54.181	28.121	17.302	33.407	35.351	197.4
12	1'51.934	27.522	16.915	32.728	34.769	201.1	11	1'54.460	28.030	17.390	33.650	35.390	192.1
13	1'52.786	28.112	16.993	33.228	34.453	200.3	12	1'54.339	27.915	17.398	33.564	35.462	195.2
14	1'53.801	27.461	16.828	34.664	34.848	200.3	13	1'54.591	28.174	17.596	33.384	35.437	194.2
15	1'52.585	27.541	17.242	32.974	34.828	198.1	14	1'54.051	28.007	17.411	33.201	35.432	194.2
16	1'53.161 *	27.72*	17.376	33.107	34.955	197.8	15	1'53.194	27.649	17.181	33.355	35.009	198.1
							16	1'53.550	27.802	17.294	33.168	35.286	198.8

18th 55 Alex VENTURINI Red Bull MotoGP Roo ITA

1	2'03.219	37.620	17.041	33.615	34.943	206.5
2	1'52.640 *	27.84*	17.025	32.914	34.861	203.7
3	1'52.317	27.650	16.876	32.943	34.848	200.3
4	1'52.001 *	27.542	16.980	32.793	34.686*	199.6
5	1'51.546	27.432	16.949	32.737	34.428	201.8
6	1'51.841	27.494	17.024	32.707	34.616	200.0
7	1'51.651 *	27.40*	16.995	32.672	34.583	201.4
8	1'52.827	27.617	17.017	33.043	35.150	202.2
9	1'52.070	27.642	16.865	32.792	34.771	203.0
10	1'52.396	27.543	17.103	32.864	34.886	198.1
11	1'52.176	27.433	17.013	32.929	34.801	199.2
12	1'52.495	27.572	17.203	32.793	34.927	196.7
13	1'52.458	27.556	17.167	32.986	34.749	197.4
14	1'52.166	27.580	17.145	32.828	34.613	197.4
15	1'52.312	27.394	17.178	33.026	34.714	197.4
16	1'52.035	27.413	17.257	32.793	34.572	197.8

19th 10 Guillermo MORENO Red Bull MotoGP Roo MEX

1	2'02.649	37.226	17.198	33.603	34.622	203.0
2	1'52.174	27.712	16.998	32.925	34.539	201.8
3	1'52.455	27.604	17.116	33.210	34.525	200.0
4	1'52.230	27.711	17.094	32.835	34.590	197.8
5	1'52.151	27.642	17.105	32.873	34.531	197.8
6	1'51.924	27.695	17.034	32.796	34.399	200.7
7	1'51.936	27.658	17.079	32.637	34.562	198.8
8	1'52.321	27.449	17.044	32.992	34.836	202.2
9	1'52.491	27.604	17.080	33.044	34.763	197.8
10	1'52.381	27.581	17.135	32.773	34.892	197.8
11	1'52.207	27.692	16.961	32.969	34.585	198.8
12	1'52.434	27.718	17.115	32.807	34.794	198.1
13	1'52.470 *	27.64*	17.175	33.021	34.627	197.8
14	1'52.542	27.779	17.165	32.886	34.712	198.1
15	1'52.186	27.686	17.122	32.850	34.528	196.3
16	1'51.858	27.544	17.134	32.676	34.504	196.7

20th 12 Jacob ROULSTONE Red Bull MotoGP Roo AUS

1	2'00.854	36.235	16.935	33.089	34.595	206.1
2	1'52.683 *	27.65*	17.208	33.005	34.819	205.7
3	1'51.767	27.401	16.687	33.019	34.660	207.2
4	1'52.355	27.402	16.812	33.402	34.739	204.5
5	1'52.625	27.643	17.035	33.330	34.617	202.6
6	1'52.490	27.613	17.073	33.168	34.636	200.7
7	1'52.177	27.438	17.045	32.916	34.778	200.3
8	1'53.067	27.588	17.131	33.146	35.202	200.0
9	1'53.276	27.872	17.109	33.035	35.260	199.6

21st 2 Amaury MIZERA Red Bull MotoGP Roo FRA

1	2'03.042	37.357	17.118	33.677	34.890	205.7
2	1'53.305 *	27.67*	17.310	33.426	34.891*	200.3
3	1'52.786	27.656	17.000	33.083	35.047	202.6
4	1'52.838 *	27.599	17.024	33.122	35.093*	201.1
5	1'52.781	27.679	17.163	32.966	34.973	199.2
6	1'52.813	27.651	17.211	33.010	34.941	198.1
7	1'52.996	27.558	17.115	33.087	35.236	198.5
8	1'52.814	27.500	17.209	33.003	35.102	197.4
9	1'53.069	27.675	17.210	32.988	35.196	198.1
10	1'53.318	27.697	17.262	33.255	35.104	197.0
11	1'53.451	27.846	17.224	33.229	35.152	198.5
12	1'53.164	27.767	17.219	33.239	34.939	196.0
13	1'52.741	27.626	17.207	32.932	34.976	198.1
14	1'53.255	27.889	17.277	33.021	35.068	196.7
15	1'53.616	27.799	17.362	33.350	35.105	195.6
16	1'53.711	27.691	17.483	33.077	35.460	196.0

22nd 5 Tatchakorn BUASRI Red Bull MotoGP Roo THA

1	1'58.712	35.162	16.828	32.483	34.239	203.7
2	1'57.207 *	33.345	16.844	32.483	34.535*	203.7
3	1'51.136	27.283	16.712	32.719	34.422	204.5
4	1'50.815	27.165	16.762	32.313	34.575	201.8
5	1'50.878	27.317	16.929	32.353	34.279	201.8
6	1'51.313 *	27.33*	16.811	32.707	34.459	206.8
7	1'51.000	27.166	16.938	32.390	34.506	198.8
8	1'51.443	27.239	16.992	32.478	34.734	198.8
9	1'51.498	27.301	17.009	32.468	34.720	198.8
10	1'51.864	27.359	17.039	32.530	34.936	198.5
11	1'51.301	27.660	16.870	32.323	34.448	200.0
12	1'51.099	27.230	16.964	32.456	34.449	198.5
13	1'51.013	27.212	16.988	32.389	34.424	198.5
14	1'51.127 *	27.173	17.017	32.341	34.596*	199.2
15	1'51.110	27.281	17.024	32.408	34.397	198.1
	unfinished	27.211				

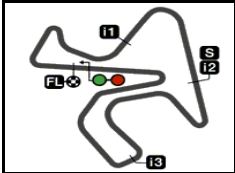
23rd 93 Arbi ADITAMA Red Bull MotoGP Roo INA

1	2'01.112	36.582	16.802	33.137	34.591	204.5
2	1'52.026	27.501	16.869	32.858	34.798	203.7
3	1'51.586	27.335	16.943	32.653	34.655	201.4
4	1'51.477	27.522	16.919	32.553	34.483	200.7
5	1'52.104	27.297	16.927	33.150	34.730	201.1
6	1'51.974	27.377	17.001	33.041	34.555	200.3
7	1'51.395	27.150	16.891	32.495	34.859	198.8
8	1'51.328	27.190	16.911	32.577	34.650	200.3

Fastest Lap: Filippo FARIOLI Red Bull MotoGP Roo ITA **1'50.056** 27.048 16.744 32.129 34.135

DORNA DATA PROCESSING TIMING SERVICE DORNA DATA PROCESSING TIMING SERVICE DORNA DATA PROCESSING TIMING SERVICE DORNA DATA PROCESSING TIMING SERVICE DORNA DATA PROCESSING TIMING SERVICE DORNA DATA PROCCEESSS





4423 m.

GRAN PREMIO RED BULL DE ESPAÑA Official Starting Grid

RookiesCup

Race : 16 laps = 70.768 km



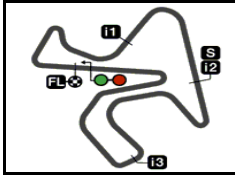
1	1 1'49.867 99 José RUEDA KTM	2 1'50.030 58 Luca LUNETTA KTM	3 1'50.106 29 Harrison VOIGHT KTM
2	4 1'50.125 18 Angel PIQUERAS KTM	5 1'49.921 77 Filippo FARIOLI KTM	6 1'50.321 27 Rico SALMELA KTM
3	7 1'50.522 67 Casey O'GORMAN KTM	8 1'50.881 48 Gabin PLANQUES KTM	9 1'50.904 95 Collin VEIJER KTM
4	10 1'50.937 5 Tatchakorn BUASRI KTM	11 1'50.943 28 Máximo QUILES KTM	12 1'51.115 69 Marcos RUDA KTM
5	13 1'51.184 57 Danial SHAHRIL KTM	14 1'51.358 78 Jakob ROSENTHALER KTM	15 1'51.475 81 Lorenz LUCIANO KTM
6	16 1'51.630 93 Arbi ADITAMA KTM	17 1'51.666 8 Eddie O'SHEA KTM	18 1'51.719 14 Cormac BUCHANAN KTM
7	19 1'51.729 42 Soma GÖRBE KTM	20 1'51.803 21 Demis MIHAILA KTM	21 1'51.824 12 Jacob ROULSTONE KTM
8	22 1'51.872 11 Ruché MOODLEY KTM	23 1'52.352 55 Alex VENTURINI KTM	24 1'52.688 2 Amaury MIZERA KTM

The results are provisional until the end of the limit for protest and appeals and until the ratification of the Event Management Committee.

Time limit for protest expires 60' at the latest after publication of the results - Time:

DORNA DATA PROCESSING TIMING SERVICE DORNA DATA PROCESSING TIMING SERVICE DORNA DATA PROCESSING TIMING SERVICE DORNA DATA PROCESSING TIMING SERVICE DORNA DATA PROCESSING TIMING SERVICE DORNA DATA PROCESSING TIMING SERVICE DORNA DATA PROCESSING TIMING SERVICE DORNA DATA PROCCESSS





4423 m.

GRAN PREMIO RED BULL DE ESPAÑA

Race Nr.1

Lap Chart

Pos	1	2	3	4	5	6	7	8	9	10	11	12	13	14	15	16	17	18	19	20	21	22	23	24	25
Grid	99	58	29	18	77	27	67	48	95	5	28	69	57	78	81	93	8	14	42	21	12	11	55	2	10

1	18	99	29	58	48	67	5	77	95	27	28	57	69	8	78	12	14	93	42	81	21	11	10	2	55
2	99	18	29	58	48	67	77	95	27	28	57	69	8	78	14	93	42	12	81	11	10	21	55	5	2
3	99	18	58	48	95	67	77	28	27	57	69	8	78	93	42	14	12	81	11	5	21	10	55	2	
4	99	18	95	58	67	48	28	77	27	57	69	78	8	93	42	14	12	81	5	11	21	10	55	2	
5	99	18	95	28	67	58	48	77	27	57	78	8	93	69	42	5	14	81	11	12	21	10	55	2	
6	99	18	95	28	67	58	77	27	48	57	5	93	69	78	8	42	14	81	11	21	12	55	10	2	
7	18	99	28	95	67	58	77	48	27	57	5	93	8	69	78	81	14	11	42	21	12	55	10	2	
8	18	99	28	95	67	58	77	27	57	48	5	93	8	69	78	81	14	11	21	42	10	12	55	2	
9	18	99	28	95	67	58	77	27	57	48	5	93	8	69	78	81	14	11	21	42	55	10	12	2	
10	28	18	99	95	67	58	77	27	57	48	93	5	8	69	78	11	14	81	42	21	55	10	12	2	
L 11	99	18	95	67	28	77	58	27	57	48	5	93	8	69	78	11	14	81	42	21	55	10	12	2	
a 12	99	18	95	67	28	58	77	27	57	48	5	8	93	69	78	11	14	42	81	21	55	10	12	2	
p 13	99	18	95	28	67	58	77	27	57	48	5	8	93	69	78	14	11	42	21	81	55	10	12	2	
s 14	99	18	95	28	67	77	58	27	57	48	5	8	93	78	69	14	11	21	42	81	55	10	2	12	
15	99	18	95	67	28	77	27	58	57	48	5	8	69	14	11	21	42	81	55	10	2	12			
16	99	18	95	28	67	77	27	58	57	48	8	14	11	69	21	42	81	55	10	12	2				

○ Winner □ Lapped rider

DORNA DATA PROCESSING TIMING SERVICE DORNA DATA PROCESSING TIMING SERVICE DORNA DATA PROCESSING TIMING SERVICE DORNA DATA PROCESSING TIMING SERVICE DORNA DATA PROCESSING TIMING SERVICE DORNA DATA PROCESSING TIMING SERVICE DORNA DATA PROCESSING TIMING SERVICE DORNA DATA PROCCEESSS



Num	Lap	Time	Gap			
5	1'	51.099	12.922	95	1'	50.855 0.170
8	1'	51.299	13.520	67	1'	50.459 0.200
93	1'	51.940	14.018	28	1'	50.803 0.307
69	1'	51.612	14.191	77	1'	50.620 0.618
78	1'	51.504	14.377	27	1'	50.976 1.654
11	1'	51.082	14.781	58	1'	51.528 2.077
14	1'	51.143	15.133	57	1'	51.780 10.749
42	1'	51.463	16.308	48	1'	51.860 11.028
81	1'	51.934	16.400	5	1'	51.110 14.016
21	1'	51.417	16.611	8	1'	51.037 14.185
55	1'	52.495	21.835	69	1'	52.092 17.292
10	1'	52.434	22.009	14	1'	52.225 17.518
12	1'	54.339	28.930	11	1'	52.125 17.591
2	1'	53.164	31.033	21	1'	52.078 20.542

Lap 13

99	1'	50.571		55	1'	52.312 26.615
18	1'	50.543	0.032	10	1'	52.186 27.051
95	1'	50.649	0.344	2	1'	53.616 38.489
28	1'	50.690	0.516	12	1'	53.194 38.610

Lap 16

99	1'	50.383				
18	1'	50.351	0.018			
95	1'	50.434	0.221			
28	1'	50.314	0.238			
67	1'	50.708	0.525			
77	1'	50.643	0.878			
27	1'	50.382	1.653			
58	1'	51.681	3.375			
57	1'	51.414	11.780			
48	1'	51.752	12.397			
8	1'	51.940	15.742			
14	1'	51.850	18.985			
11	1'	52.328	19.536			
69	1'	52.704	19.613			
21	1'	52.148	22.307			
42	1'	51.636	22.535			
81	1'	53.161	26.194			
55	1'	52.035	28.267			
10	1'	51.858	28.526			
12	1'	53.550	41.777			
2	1'	53.711	41.817			

Lap 14

99	1'	50.698				
18	1'	50.709	0.043			
95	1'	50.556	0.202			
28	1'	50.573	0.391			
67	1'	50.589	0.628			
77	1'	50.511	0.885			
58	1'	51.263	1.436			
27	1'	51.147	1.565			
57	1'	51.670	9.856			
48	1'	51.575	10.055			
5	1'	51.127	13.793			
8	1'	50.804	14.035			
93	1'	51.635	15.660			
78	1'	51.379	15.850			
69	1'	51.910	16.087			
14	1'	51.109	16.180			
11	1'	51.176	16.353			
21	1'	51.730	19.351			
42	1'	52.661	20.166			
81	1'	53.801	21.718			
55	1'	52.166	25.190			
10	1'	52.542	25.752			
2	1'	53.255	35.760			
12	1'	54.051	36.303			

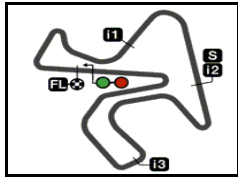
Lap 15

99	1'	50.887				
18	1'	50.894	0.050			

Lapped rider

DORNA DATA PROCESSING TIMING SERVICE DORNA DATA PROCESSING TIMING SERVICE DORNA DATA PROCESSING TIMING SERVICE DORNA DATA PROCESSING TIMING SERVICE DORNA DATA PROCESSING TIMING SERVICE DORNA DATA PROCESSING TIMING SERVICE DORNA DATA PROCESSING TIMING SERVICE DORNA DATA PROCCEESSS





4423 m.

2022 Riders Performance

(Qualifying Position - Starting Position - Race Position)

Rider	Points	POR	POR	SPA	SPA	ITA	ITA	GER	GER	FIN	FIN	AUT	AUT	ARA						
1 RUEDA José	70	13	13	1																
		13-1	11-2	1-1	-	-	-	-	-	-	-	-	-	-	-	-	-	-	-	-
2 VEIJER Collin	57	12	12	9																
		12-3	10-1	9-3	-	-	-	-	-	-	-	-	-	-	-	-	-	-	-	-
3 O'GORMAN Casey	47	5	5	7																
		5-2	4-3	7-5	-	-	-	-	-	-	-	-	-	-	-	-	-	-	-	-
4 VOIGHT Harrison	26	3	3	4																
		3-4	2-4	3-NC	-	-	-	-	-	-	-	-	-	-	-	-	-	-	-	-
5 PLANQUES Gabin	25	7	7	8																
		7-6	6-7	8-10	-	-	-	-	-	-	-	-	-	-	-	-	-	-	-	-
6 QUILES Máximo	21	2	2	11																
		2-NC	1-8	11-4	-	-	-	-	-	-	-	-	-	-	-	-	-	-	-	-
7 BUASRI Tatchakorn	21	8	8	10																
		8-5	7-6	10-NC	-	-	-	-	-	-	-	-	-	-	-	-	-	-	-	-
8 PIQUERAS Angel	20	1	1	5																
		1-NC	-NS	4-2	-	-	-	-	-	-	-	-	-	-	-	-	-	-	-	-
9 SALMELA Rico	20	9	9	6																
		9-NL	8-5	6-7	-	-	-	-	-	-	-	-	-	-	-	-	-	-	-	-
10 SHAHNIL Danial	18	22	22	13																
		22-9	20-12	13-9	-	-	-	-	-	-	-	-	-	-	-	-	-	-	-	-
11 LUNETTA Luca	14	16	16	3																
		16-NC	14-10	2-8	-	-	-	-	-	-	-	-	-	-	-	-	-	-	-	-
12 ROSENTHALER Jakob	13	19	19	14																
		19-8	17-11	14-NC	-	-	-	-	-	-	-	-	-	-	-	-	-	-	-	-
13 O'SHEA Eddie	12	10	10	17																
		10-NL	9-9	17-11	-	-	-	-	-	-	-	-	-	-	-	-	-	-	-	-

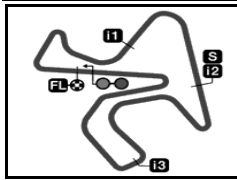
NC=Not classified NL=Not finished first lap NP=Not started race re-start N2=Not finished first lap race re-start EX=Excluded NS=Not Started DS=Disqualified

DORNA DATA PROCESSING TIMING SERVICE DORNA DATA PROCESSING TIMING SERVICE DORNA DATA PROCESSING TIMING SERVICE DORNA DATA PROCESSING TIMING SERVICE DORNA DATA PROCESSING TIMING SERVICE DORNA DATA PROCESSING TIMING SERVICE DORNA DATA PROCESSING TIMING SERVICE DORNA DATA PROCESSING TIMING SERVICE DORNA DATA PROCESSING TIMING SERVICE DORNA DATA PROCESSING TIMING SERVICE DORNA DATA PROCESSING TIMING SERVICE DORNA DATA PROCCEESSS



Jerez de la Frontera - Ángel Nieto

Results and timing service provided by **TISSOT**



4423 m.

GRAN PREMIO RED BULL DE ESPAÑA

RookiesCup

Championship Classification

Rider	Nation	Points	POR	POR	SPA	SPA	ITA	ITA	GER	GER	FIN	FIN	AUT	AUT	ARA
1 RUEDA José	SPA	70	25	20	25										
2 VEIJER Collin	NED	57	16	25	16										
3 O'GORMAN Casey	IRL	47	20	16	11										
4 VOIGHT Harrison	AUS	26	13	13	-										
5 PLANQUES Gabin	FRA	25	10	9	6										
6 QUILES Máximo	SPA	21	-	8	13										
7 BUASRI Tatchakorn	THA	21	11	10	-										
8 PIQUERAS Angel	SPA	20	-	-	20										
9 SALMELA Rico	FIN	20	-	11	9										
10 SHHRIL Danial	MAL	18	7	4	7										
11 LUNETTA Luca	ITA	14	-	6	8										
12 ROSENTHALER Jakob	AUT	13	8	5	-										
13 O'SHEA Eddie	GBR	12	-	7	5										
14 FARIOLI Filippo	ITA	10	-	-	10										
15 ROULSTONE Jacob	AUS	9	9	-	0										
16 LUCIANO Lorenz	BEL	8	6	2	0										
17 MOODLEY Ruché	RSA	8	2	3	3										
18 RUDA Marcos	SPA	7	4	1	2										
19 ADITAMA Arbi	INA	5	5	0	-										
20 BUCHANAN Cormac	NZE	4	-	-	4										
21 HEINRICH Freddie	GER	3	3	0	-										
22 MIHAILA Demis	ITA	2	1	0	1										
23 GÖRBE Soma	HUN	0	-	0	0										
24 MORENO Guillermo	MEX	0	0	0	0										
25 VENTURINI Alex	ITA	0	-	0	0										
26 MIZERA Amaury	FRA	0	-	-	0										

DORNA DATA PROCESSING TIMING SERVICE DORNA DATA PROCESSING TIMING SERVICE DORNA DATA PROCESSING TIMING SERVICE DORNA DATA PROCESSING TIMING SERVICE DORNA DATA PROCESSING TIMING SERVICE DORNA DATA PROCESSING TIMING SERVICE DORNA DATA PROCESSING TIMING SERVICE DORNA DATA PROCCEESS



Jerez de la Frontera, Saturday, April 30, 2022