


4423 m.

## GRAN PREMIO RED BULL DE ESPAÑA

## Race Nr. 2

Classification after 16 laps = 70.768 km

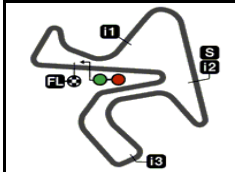
## Rookies Cup

Pos		Rider	Nation	Team	Motorcycle	Total Time	Km/h	Gap
1	25	28 <b>Máximo QUILES</b>	SPA	Red Bull MotoGP Rookies Cup	KTM	<b>29'45.258</b>	142.7	
2	20	58 <b>Luca LUNETTA</b>	ITA	Red Bull MotoGP Rookies Cup	KTM	<b>29'45.274</b>	142.7	0.016
3	16	99 <b>José RUEDA</b>	SPA	Red Bull MotoGP Rookies Cup	KTM	<b>29'45.398</b>	142.6	0.140
4	13	95 <b>Collin VEIJER</b>	NED	Red Bull MotoGP Rookies Cup	KTM	<b>29'45.349</b>	142.6	0.091
5	11	67 <b>Casey O'GORMAN</b>	IRL	Red Bull MotoGP Rookies Cup	KTM	<b>29'45.466</b>	142.6	0.208
6	10	18 <b>Angel PIQUERAS</b>	SPA	Red Bull MotoGP Rookies Cup	KTM	<b>29'45.653</b>	142.6	0.395
7	9	77 <b>Filippo FARIOLI</b>	ITA	Red Bull MotoGP Rookies Cup	KTM	<b>29'45.631</b>	142.6	0.373
8	8	5 <b>Tatchakorn BUASRI</b>	THA	Red Bull MotoGP Rookies Cup	KTM	<b>29'45.749</b>	142.6	0.491
9	7	69 <b>Marcos RUDA</b>	SPA	Red Bull MotoGP Rookies Cup	KTM	<b>29'46.187</b>	142.6	0.929
10	6	29 <b>Harrison VOIGHT</b>	AUS	Red Bull MotoGP Rookies Cup	KTM	<b>29'46.211</b>	142.6	0.953
11	5	27 <b>Rico SALMELA</b>	FIN	Red Bull MotoGP Rookies Cup	KTM	<b>29'46.213</b>	142.6	0.955
12	4	81 <b>Lorenz LUCIANO</b>	BEL	Red Bull MotoGP Rookies Cup	KTM	<b>29'48.539</b>	142.4	3.281
13	3	8 <b>Eddie O'SHEA</b>	GBR	Red Bull MotoGP Rookies Cup	KTM	<b>29'48.692</b>	142.4	3.434
14	2	11 <b>Ruché MOODLEY</b>	RSA	Red Bull MotoGP Rookies Cup	KTM	<b>29'49.570</b>	142.3	4.312
15	1	57 <b>Daniyal SHAHRIL</b>	MAL	Red Bull MotoGP Rookies Cup	KTM	<b>29'49.499</b>	142.3	4.241
16		21 <b>Demis MIHAILA</b>	ITA	Red Bull MotoGP Rookies Cup	KTM	<b>29'49.606</b>	142.3	4.348
17		78 <b>Jakob ROSENTHALER</b>	AUT	Red Bull MotoGP Rookies Cup	KTM	<b>29'49.890</b>	142.3	4.632
18		48 <b>Gabin PLANQUES</b>	FRA	Red Bull MotoGP Rookies Cup	KTM	<b>29'50.653</b>	142.5	5.395
19		93 <b>Arbi ADITAMA</b>	INA	Red Bull MotoGP Rookies Cup	KTM	<b>30'01.638</b>	141.4	16.380
20		14 <b>Cormac BUCHANAN</b>	NZE	Red Bull MotoGP Rookies Cup	KTM	<b>30'02.193</b>	141.3	16.935
21		55 <b>Alex VENTURINI</b>	ITA	Red Bull MotoGP Rookies Cup	KTM	<b>30'02.245</b>	141.3	16.987
22		2 <b>Amaury MIZERA</b>	FRA	Red Bull MotoGP Rookies Cup	KTM	<b>30'16.367</b>	140.2	31.109
23		10 <b>Guillermo MORENO</b>	MEX	Red Bull MotoGP Rookies Cup	KTM	<b>30'16.468</b>	140.2	31.210
24		12 <b>Jacob ROULSTONE</b>	AUS	Red Bull MotoGP Rookies Cup	KTM	<b>30'58.039</b>	137.1	1'12.781
<b>Not Classified</b>								
		42 <b>Soma GÖRBE</b>	HUN	Red Bull MotoGP Rookies Cup	KTM	<b>13'58.885</b>	132.8	9 laps

The results are provisional until the end of the limit for protest and appeals.

Time limit for protest expires 30' after publication of the results - ..... Time: .....

DORNA DATA PROCESSING TIMING SERVICE DORNA DATA PROCESSING TIMING SERVICE DORNA DATA PROCESSING TIMING SERVICE DORNA DATA PROCESSING TIMING SERVICE DORNA DATA PROCESSING TIMING SERVICE DORNA DATA PROCESSING TIMING SERVICE DORNA DATA PROCESSING TIMING SERVICE DORNA DATA PROCESSING TIMING SERVICE DORNA DATA PROCESSING TIMING SERVICE DORNA DATA PROCCEESSS



4423 m.

**GRAN PREMIO RED BULL DE ESPAÑA**

**Race Nr. 2**

**Classification after 16 laps = 70.768 km**

Pos	Rider	Nation	Team	Motorcycle	Total Time	Km/h	Gap
-----	-------	--------	------	------------	------------	------	-----

**Race condition: Dry**  
 Air: 30°  
 Humidity: 32%  
 Ground: 48°

<b>Pole Position:</b>			
<b>Fastest Lap:</b>	Lap 3	Casey O'GORMAN	1'49.896 144.8 Km/h
<b>Best Race Lap:</b>	2021	Diogo MOREIRA	1'48.701 146.4 Km/h
<b>All Time Lap Record:</b>	2021	Diogo MOREIRA	1'48.701 146.4 Km/h

16:15'00

16:28'01

16:30'33

16:32'02 Jacob ROULSTONE

16:32'02 Soma GÖRBE

16:32'28 Soma GÖRBE

16:32'28 Jacob ROULSTONE

16:32'36

16:33'54

16:46'20 Soma GÖRBE

16:52'15 Marcos RUDA

16:53'39 Demis MIHAILA

16:54'40 Harrison VOIGHT

16:55'00 Amaury MIZERA

16:57'05 Gabin PLANQUES

16:58'06 Danial SHAHRIL

17:03'22 Collin VEIJER

17:06'49 Gabin PLANQUES

17:06'56 Filippo FARIOLI

17:06'56 Danial SHAHRIL

**SIGHTING LAP START**

**WARM UP LAP START**

**RACE START**

crashed out - Rider OK

crashed out - Rider OK

re-joined race

re-joined race

**No jump starts**

Incident between riders #12 and #42 to be reviewed after the race entered pits and retired

**track limits warning**

**track limits warning**

**track limits warning**

**track limits warning**

**track limits warning**

**track limits warning**

**1 position penalty due to exceeding track limit on the last lap**

**3 seconds penalty due to exceeding track limit**

**1 position penalty due to exceeding track limit on the last lap**

**1 position penalty due to exceeding track limit on the last lap**

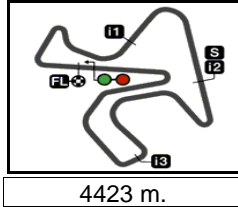
The results are provisional until the end of the limit for protest and appeals.

Time limit for protest expires 30' after publication of the results - ..... Time: .....

DORNA DATA PROCESSING TIMING SERVICE DORNA DATA PROCESSING TIMING SERVICE DORNA DATA PROCESSING TIMING SERVICE DORNA DATA PROCESSING TIMING SERVICE DORNA DATA PROCESSING TIMING SERVICE DORNA DATA PROCESSING TIMING SERVICE DORNA DATA PROCESSING TIMING SERVICE DORNA DATA PROCESSING TIMING SERVICE DORNA DATA PROCESSING TIMING SERVICE DORNA DATA PROCCESSS







## GRAN PREMIO RED BULL DE ESPAÑA

### Race Nr. 2

### Chronological Analysis of Performances

\* Lap / Sector time cancelled      **T1** Time from finish line to 1st intermediate      **T3** Time from 2nd intermed. to 3rd intermed.  
**P** Crossing the finish line in pit lane      **T2** Time from 1st intermed. to 2nd intermed.      **T4** Time from 3rd intermediate to finish line

Lap	Lap Time	T1	T2	T3	T4	Speed	Lap	Lap Time	T1	T2	T3	T4	Speed
<b>1st 28</b> Máximo QUILES Red Bull MotoGP Roo SPA							7	1'51.349	27.179	16.918	32.920	34.332	194.2
							8	1'50.780	27.086	16.838	32.532	34.324	200.7
1	1'59.388	35.607	16.849	32.793	34.139	200.0	9	1'51.288	27.522	16.942	32.553	34.271	202.6
2	1'50.659	27.389	16.780	32.367	34.123	204.5	10	1'51.128	27.226	16.944	32.664	34.294	197.0
3	1'50.069	27.256	16.711	32.090	34.012	206.5	11	1'51.354	27.342	16.943	32.647	34.422	199.6
4	1'50.015	27.107	16.751	32.102	34.055	204.1	12	1'51.302	27.561	16.977	32.491	34.273	197.4
5	1'51.238	27.318	16.765	32.497	34.658	204.9	13	1'51.409	27.288	16.979	32.681	34.461	195.6
6	1'50.746	27.351	16.700	32.436	34.259	205.7	14	1'51.771	27.258	17.095	32.918	34.500	191.1
7	1'51.599	27.400	16.772	33.207	34.220	206.1	15	1'52.167	27.471	17.131	32.929	34.636	195.6
8	1'51.239	27.438	16.827	32.521	34.453	203.0	16	1'51.006	27.173	16.907	32.591	34.335	196.3
9	1'51.508	27.407	16.721	33.179	34.201	209.7	<b>4th 95</b> Collin VEIJER Red Bull MotoGP Roo NED						
10	1'50.865	27.199	16.738	32.420	34.508	205.7	1	1'59.246	35.402	16.932	32.678	34.234	201.1
11	1'51.158	27.446	16.768	32.502	34.442	204.1	2	1'50.626	27.270	16.661	32.462	34.233	205.7
12	1'51.381	27.613	16.771	32.816	34.181	206.1	3	1'50.538	27.277	16.796	32.326	34.139	201.1
13	1'51.192	27.510	16.757	32.673	34.252	204.9	4	1'50.547	27.364	16.647	32.336	34.200	206.8
14	1'51.537	27.477	16.696	32.949	34.415	204.9	5	1'50.707	27.108	16.782	32.155	34.662	201.1
15	1'51.551	27.418	16.863	32.710	34.560	199.2	6	1'50.635	27.245	16.574	32.495	34.321	204.9
16	1'51.113	27.119	17.022	32.332	34.640	197.4	7	1'51.301	27.296	16.779	33.024	34.202	205.3
<b>2nd 58</b> Luca LUNETTA Red Bull MotoGP Roo ITA							8	1'51.059	27.170	16.659	32.708	34.522	204.5
1	1'58.428	34.551	16.945	32.449	34.483	203.0	9	1'50.955	27.221	16.710	32.795	34.229	205.7
2	1'50.842	27.363	17.002	32.275	34.202	197.0	10	1'51.037	27.220	16.743	32.703	34.371	205.3
3	1'50.259	27.189	16.756	32.150	34.164	202.2	11	1'51.134	27.281	16.816	32.556	34.481	202.6
4	1'50.328	26.966	16.781	32.373	34.208	203.3	12	1'51.733	27.432	17.069	32.780	34.452	194.9
5	1'51.390	27.160	16.748	32.571	34.911	205.7	13	1'51.116	27.239	16.754	32.732	34.391	203.3
6	1'51.235	27.243	16.921	32.748	34.323	197.4	14	1'51.294	27.214	16.933	32.621	34.526	197.0
7	1'50.849	27.304	16.684	32.674	34.187	206.5	15	1'52.723	27.618	17.214	32.909	34.982	200.0
8	1'51.249	27.204	16.800	32.687	34.558	203.0	16	1'50.698	27.17*	16.715	32.408	34.400	204.9
9	1'51.242	27.143	16.817	33.119	34.163	205.3	<b>5th 67</b> Casey O'GORMAN Red Bull MotoGP Roo IRL						
10	1'50.943	27.206	16.684	32.729	34.324*	205.3	1	1'58.659	34.631	16.909	32.667	34.452	203.3
11	1'51.352	27.305	16.766	32.821	34.460	204.9	2	1'50.553	27.235	16.915	32.326	34.077	196.7
12	1'51.327	27.507	16.936	32.696	34.188	202.6	3	1'49.896	27.063	16.686	32.230	33.917	202.2
13	1'51.282	27.473	16.657	32.775	34.377	205.7	4	1'50.566	27.130	16.902	32.356	34.178	201.1
14	1'51.268	27.331	16.816	32.646	34.475	201.8	5	1'51.169	27.226	16.819	32.636	34.488	201.4
15	1'52.306	27.498	17.189	32.826	34.793	196.0	6	1'50.903	27.085	16.727	32.672	34.419	202.6
16	1'50.974	27.184	16.871	32.480	34.439	200.3	7	1'51.165	27.327	16.858	32.629	34.351	196.0
<b>3rd 99</b> José RUEDA Red Bull MotoGP Roo SPA							8	1'51.088	27.123	17.041	32.663	34.261	197.0
1	1'57.992	34.300	17.028	32.427	34.237	195.6	9	1'51.310	27.404	16.975	32.739	34.192	198.5
2	1'50.609	27.189	17.006	32.269	34.145	194.2	10	1'51.164	27.222	16.921	32.815	34.206	199.6
3	1'50.183	27.160	16.892	32.009	34.122	201.1	11	1'51.379	27.293	16.945	32.699	34.442	199.2
4	1'50.693	27.102	16.917	32.349	34.325	196.3	12	1'51.400	27.523	16.968	32.762	34.147	198.1
5	1'51.196	27.383	16.807	32.529	34.477	201.4	13	1'51.254	27.224	16.863	32.744	34.423	198.1
6	1'51.171	27.087	16.820	32.790	34.474	197.0	14	1'51.542	27.165	17.134	32.777	34.466	193.2

**Fastest Lap:** Casey O'GORMAN Red Bull MotoGP Roo IRL 1'49.896 27.063 16.686 32.230 33.917

DORNA DATA PROCESSING TIMING SERVICE DORNA DATA PROCESSING TIMING SERVICE DORNA DATA PROCESSING TIMING SERVICE DORNA DATA PROCESSING TIMING SERVICE DORNA DATA PROCESSING TIMING SERVICE DORNA DATA PROCESSING TIMING SERVICE DORNA DATA PROCESSING TIMING SERVICE DORNA DATA PROCESSING TIMING SERVICE DORNA DATA PROCCESSSS



## Race Nr. 2

## RookiesCup

Lap	Lap Time	T1	T2	T3	T4	Speed	Lap	Lap Time	T1	T2	T3	T4	Speed
15	1'52.400	27.526	17.263	33.085	34.526	193.2	14	1'51.910	27.447	16.742	32.896	34.825	203.0
16	1'51.018	27.166	16.878	32.615	34.359	195.2	15	1'52.095	27.552	16.725	33.172	34.646	202.2
<b>6th 18 Angel PIQUERAS</b> Red Bull MotoGP Roo SPA							<b>9th 69 Marcos RUDA</b> Red Bull MotoGP Roo SPA						
1	1'58.499	34.934	16.883	32.554	34.128	203.3	1	1'59.710	35.716	16.836	32.814	34.344	204.9
2	1'50.077	26.992	16.817	32.295	33.973	199.6	2	1'50.651	27.263	16.743	32.452	34.193	204.9
3	1'50.391	27.123	16.938	32.381	33.949	197.0	3	1'50.421	27.155	16.733	32.349	34.184	206.1
4	1'50.590	27.079	17.047	32.318	34.146	202.2	4	1'50.413	27.133	16.676	32.373	34.231	205.7
5	1'50.760	27.182	16.884	32.326	34.368	201.1	5	1'50.980	27.350	16.784	32.485	34.361	203.3
6	1'51.710	27.253	16.988	32.636	34.833	196.3	6	1'50.579	27.176	16.791	32.340	34.272	201.8
7	1'50.753	27.328	16.792	32.574	34.059	203.7	7	1'51.303	27.362	16.791	32.775	34.375	204.9
8	1'51.407	27.211	17.108	32.845	34.243	195.2	8	1'51.126	27.251	16.768	32.620	34.487	202.6
9	1'51.218	27.380	16.902	32.804	34.132	203.3	9	1'51.224 *	27.252	16.712	32.949	34.311 *	208.0
10	1'50.942	27.215	16.883	32.483	34.361	204.5	10	1'50.988 *	27.30 *	16.773	32.441	34.471	205.7
11	1'51.554	27.258	17.060	32.900	34.336	196.0	11	1'51.189	27.422	16.804	32.504	34.459	205.3
12	1'51.133 *	27.593	16.908	32.575	34.057 *	202.2	12	1'51.566 *	27.56 *	16.812	32.947	34.247	205.7
13	1'51.280	27.412	16.973	32.494	34.401	201.1	13	1'51.148 *	27.35 *	16.875	32.533	34.382	201.8
14	1'52.016	27.295	17.194	33.178	34.349	192.5	14	1'51.731	27.423	16.768	33.084	34.456	204.1
15	1'52.345	27.478	17.232	33.088	34.547	197.8	15	1'51.972	27.480	16.748	33.032	34.712	206.5
16	1'50.978	27.409	16.588	32.685	34.296	208.4	16	1'51.186	27.474	16.862	32.329	34.521	203.7
<b>7th 77 Filippo FARIOLI</b> Red Bull MotoGP Roo ITA							<b>10th 29 Harrison VOIGHT</b> Red Bull MotoGP Roo AUS						
1	1'58.455	34.267	17.164	32.641	34.383	198.1	1	1'58.994	34.832	16.789	32.878	34.495	201.4
2	1'50.461	27.144	16.747	32.396	34.174	202.6	2	1'50.799	27.245	16.775	32.398	34.381	204.9
3	1'50.144	26.943	16.834	32.163	34.204	202.6	3	1'50.356	27.181	16.653	32.299	34.223	201.8
4	1'50.437	27.066	16.700	32.452	34.219	201.1	4	1'50.928	27.435	16.731	32.260	34.502	201.4
5	1'51.275	27.170	16.946	32.427	34.732	198.5	5	1'52.124	27.328	16.715	32.859	35.222	202.2
6	1'51.124	27.074	16.755	32.446	34.849	202.2	6	1'51.082 *	27.438	16.838	32.378	34.428 *	200.3
7	1'51.436	27.348	16.715	33.006	34.367	200.3	7	1'51.082	27.363	16.862	32.431	34.426	201.8
8	1'51.474	27.091	16.818	32.956	34.609	201.4	8	1'50.554	27.185	16.925	32.158	34.286	199.2
9	1'51.148	27.262	16.672	32.776	34.438	204.1	9	1'50.934	27.069	16.753	32.770	34.342	201.8
10	1'50.946	27.177	16.645	32.739	34.385	206.1	10	1'50.804	27.382	16.722	32.346	34.354	201.8
11	1'51.343	27.365	16.687	32.832	34.459	204.1	11	1'51.268 *	27.41 *	16.875	32.440	34.541	202.2
12	1'51.401	27.689	16.761	32.797	34.154	203.3	12	1'51.559	27.541	16.830	32.724	34.464	201.8
13	1'51.406 *	27.45 *	16.747	32.823	34.384	202.6	13	1'50.996 *	27.43 *	16.767	32.442	34.356	201.1
14	1'51.447	27.235	16.774	33.013	34.425	203.7	14	1'51.468	27.459	16.738	32.777	34.494	202.6
15	1'52.110	27.356	16.968	33.199	34.587	197.0	15	1'52.144	27.492	16.750	33.080	34.822	204.5
16	1'51.024 *	27.33 *	16.664	32.628	34.398	204.9	16	1'51.119	27.535	16.755	32.479	34.350	204.1
<b>8th 5 Tatchakorn BUASRI</b> Red Bull MotoGP Roo THA							<b>11th 27 Rico SALMELA</b> Red Bull MotoGP Roo FIN						
1	1'59.009	35.349	16.745	32.734	34.181	204.1	1	1'59.021	35.013	16.843	32.761	34.404	205.7
2	1'50.664 *	27.11 *	16.829	32.337	34.381	203.7	2	1'50.916	27.285	16.764	32.681	34.186	203.7
3	1'50.118	27.044	16.680	32.175	34.219	204.1	3	1'50.504	27.444	16.780	32.247	34.033	204.9
4	1'50.197	27.047	16.711	32.348	34.091	204.5	4	1'50.667	27.208	16.717	32.498	34.244	201.1
5	1'51.298	27.191	16.643	32.747	34.717	207.2	5	1'50.613	27.363	16.665	32.178	34.407	203.3
6	1'51.254	27.316	16.802	32.664	34.472	198.1	6	1'50.922	27.346	16.631	32.610	34.335	203.7
7	1'51.342	27.488	16.719	32.800	34.335	204.1	7	1'51.566	27.464	16.886	32.821	34.395	204.9
8	1'50.918	27.387	16.767	32.298	34.466	201.8	8	1'51.093	27.250	16.758	32.626	34.459	204.9
9	1'51.256	27.494	16.718	32.894	34.150	205.3	9	1'51.486	27.242	16.717	33.118	34.409	207.6
10	1'51.094 *	27.309	16.783	32.563	34.439 *	204.1	10	1'50.730	27.059	16.734	32.461	34.476	206.8
11	1'51.133	27.284	16.795	32.673	34.381	203.0	11	1'51.190	27.414	16.783	32.543	34.450	205.3
12	1'51.389	27.559	16.734	32.795	34.301	204.5	12	1'51.291	27.559	16.761	32.774	34.197	205.7
13	1'51.119	27.354	16.675	32.778	34.312	205.7							

**Fastest Lap:** Casey O'GORMAN Red Bull MotoGP Roo IRL 1'49.896 27.063 16.686 32.230 33.917

DORNA DATA PROCESSING TIMING SERVICE DORNA DATA PROCESSING TIMING SERVICE DORNA DATA PROCESSING TIMING SERVICE DORNA DATA PROCESSING TIMING SERVICE DORNA DATA PROCESSING TIMING SERVICE DORNA DATA PROCESSING TIMING SERVICE DORNA DATA PROCCEESSS



## Race Nr. 2

## RookiesCup

Lap	Lap Time	T1	T2	T3	T4	Speed	Lap	Lap Time	T1	T2	T3	T4	Speed
13	1'51.219	27.204	16.677	32.714	34.624	204.5	12	1'51.420	27.311	16.799	32.781	34.529	202.2
14	1'51.570	27.402	16.713	32.960	34.495	205.3	13	1'51.054	27.402	16.844	32.531	34.277	198.1
15	1'52.422	27.537	16.756	33.324	34.805	197.0	14	1'51.511	27.374	16.905	32.656	34.576	204.5
16	1'51.003	27.491	16.758	32.559	34.195	203.3	15	1'51.268	27.288	16.733	32.757	34.490	203.7
							16	1'51.379	27.288	16.942	32.751	34.398	204.9

12th **81** Lorenz LUCIANO Red Bull MotoGP Roo BEL

1	2'00.564	36.247	17.001	32.925	34.391	204.5
2	1'51.181	27.427	16.837	32.536	34.381	203.3
3	1'50.940 *	27.28*	16.834	32.630	34.187	202.2
4	1'51.046	27.189	16.799	32.537	34.521	200.7
5	1'51.231	27.215	16.729	32.536	34.751	203.7
6	1'50.874	27.307	16.709	32.496	34.362	204.9
7	1'51.574	27.462	16.985	32.629	34.498	201.1
8	1'51.468	27.481	16.960	32.541	34.486	198.1
9	1'51.039	27.251	16.875	32.474	34.439	202.2
10	1'51.264	27.427	16.855	32.650	34.332	203.0
11	1'51.056	27.335	16.858	32.503	34.360	202.2
12	1'51.429	27.369	17.117	32.427	34.516	196.7
13	1'51.197	27.218	17.050	32.541	34.388	196.7
14	1'51.322	27.188	17.024	32.657	34.453	196.7
15	1'51.426 *	27.28*	17.015	32.656	34.475	197.4
16	1'50.928	27.307	17.002	32.327	34.292	198.8

13th **8** Eddie O'SHEA Red Bull MotoGP Roo GBR

1	2'00.083	36.087	17.111	32.664	34.221	203.3
2	1'50.938	27.273	16.716	32.682	34.267	204.5
3	1'51.079 *	27.37*	16.829	32.621	34.253	201.8
4	1'51.631	27.397	17.131	32.757	34.346	198.1
5	1'51.072	27.390	16.823	32.503	34.356	204.1
6	1'51.265	27.351	16.788	32.935	34.191	203.3
7	1'51.492	27.432	17.034	32.605	34.421	204.5
8	1'51.481	27.563	16.860	32.772	34.286	203.0
9	1'51.097	27.395	16.663	32.829	34.210	205.7
10	1'51.234	27.469	16.720	32.791	34.254	207.6
11	1'51.259	27.274	16.853	32.753	34.379	203.3
12	1'51.419	27.475	16.913	32.678	34.353	201.4
13	1'51.136	27.158	16.970	32.789	34.219	203.3
14	1'51.047	27.174	16.772	32.817	34.284	201.8
15	1'51.640	27.343	16.958	33.020	34.319	197.8
16	1'50.819	27.144	17.008	32.488	34.179	201.4

14th **11** Ruché MOODLEY Red Bull MotoGP Roo RSA

1	2'02.202	37.212	17.042	33.428	34.520	207.2
2	1'51.607	27.662	16.899	32.593	34.453	204.1
3	1'51.344	27.377	16.843	32.780	34.344	198.5
4	1'51.227	27.401	16.924	32.541	34.361	198.1
5	1'51.119	27.407	16.878	32.546	34.288	201.1
6	1'51.048	27.359	16.918	32.595	34.176	201.4
7	1'51.019	27.180	16.873	32.613	34.353	198.5
8	1'50.964	27.259	16.901	32.463	34.341	199.6
9	1'50.892	27.229	16.837	32.465	34.361	201.1
10	1'50.861	27.410	16.784	32.374	34.293	200.7
11	1'50.655	27.223	16.766	32.419	34.247	202.6

15th **57** Danial SHAHRIL Red Bull MotoGP Roo MAL

1	2'00.039	35.941	16.917	32.721	34.460	202.2
2	1'51.198	27.702	16.706	32.520	34.270	202.6
3	1'50.979	27.381	16.810	32.550	34.238	203.3
4	1'51.249	27.374	17.009	32.433	34.433	199.2
5	1'50.948	27.291	16.826	32.436	34.395	200.7
6	1'51.548	27.287	16.802	33.205	34.254	200.0
7	1'51.493 *	27.45*	16.917	32.669	34.453	201.1
8	1'51.210 *	27.35*	16.999	32.403	34.457	199.6
9	1'51.132	27.214	16.877	32.566	34.475	200.0
10	1'51.268	27.489	16.880	32.521	34.378	200.7
11	1'51.481	27.362	16.920	32.715	34.484	199.6
12	1'51.241	27.433	17.001	32.503	34.304	200.3
13	1'51.330	27.351	16.985	32.603	34.391	200.3
14	1'51.350	27.554	16.964	32.559	34.273	200.7
15	1'51.653 *	27.35*	16.904	32.749	34.649	202.6
16	1'51.380 *	27.23*	16.989	32.519	34.634	203.0

16th **21** Demis MIHAILA Red Bull MotoGP Roo ITA

1	2'01.497	36.613	17.181	32.895	34.808	199.6
2	1'51.904	27.531	16.970	32.760	34.643	199.2
3	1'51.189	27.283	16.808	32.549	34.549	202.2
4	1'51.256	27.278	16.932	32.528	34.518	197.8
5	1'51.334	27.270	16.988	32.514	34.562	195.6
6	1'51.449 *	27.36*	17.004	32.541	34.540	196.7
7	1'51.307	27.270	16.946	32.551	34.540	196.3
8	1'50.957 *	27.19*	16.926	32.310	34.526	197.4
9	1'51.157	27.333	16.932	32.454	34.438	198.5
10	1'50.957	27.293	16.851	32.407	34.406	198.8
11	1'51.022	27.313	16.922	32.330	34.457	197.0
12	1'51.219 *	27.312	16.998	32.392	34.517*	196.3
13	1'50.982 *	27.16*	16.869	32.406	34.543	196.0
14	1'51.110	27.169	16.946	32.531	34.464	196.7
15	1'51.248	27.307	16.843	32.525	34.573	198.8
16	1'51.018	27.244	16.847	32.427	34.500	201.4

17th **78** Jakob ROSENTHAL Red Bull MotoGP Roo AUT

1	2'00.329	36.003	17.113	32.622	34.591	201.4
2	1'51.148	27.472	16.887	32.464	34.325	201.8
3	1'51.038	27.250	16.911	32.503	34.374	201.8
4	1'51.509	27.206	16.923	32.867	34.513	198.5
5	1'51.168	27.258	16.810	32.565	34.535	203.7
6	1'51.238	27.279	16.764	32.760	34.435	202.2
7	1'51.462	27.309	16.890	32.675	34.588	204.1
8	1'51.105	27.293	16.859	32.566	34.387	204.9
9	1'51.102	27.245	16.820	32.677	34.360	206.1
10	1'51.243	27.390	16.786	32.729	34.338	205.7

**Fastest Lap:** Casey O'GORMAN Red Bull MotoGP Roo IRL 1'49.896 27.063 16.686 32.230 33.917

DORNA DATA PROCESSING TIMING SERVICE DORNA DATA PROCESSING TIMING SERVICE DORNA DATA PROCESSING TIMING SERVICE DORNA DATA PROCESSING TIMING SERVICE DORNA DATA PROCESSING TIMING SERVICE DORNA DATA PROCESSING TIMING SERVICE DORNA DATA PROCCEESSS

## Race Nr. 2

## RookiesCup

Lap	Lap Time	T1	T2	T3	T4	Speed	Lap	Lap Time	T1	T2	T3	T4	Speed
11	1'51.570 *	27.50*	16.897	32.639	34.529	201.4	10	1'51.871	27.392	17.032	32.720	34.727	198.8
12	1'51.560	27.399	16.910	32.744	34.507	201.8	11	1'51.754	27.372	16.921	32.851	34.610	198.5
13	1'51.265	27.338	16.912	32.543	34.472	198.5	12	1'52.115 *	27.43*	17.273	32.743	34.660	195.6
14	1'51.280	<u>27.197</u>	16.883	32.681	34.519	202.6	13	1'52.123	27.500	17.010	32.896	34.717	197.4
15	1'51.320	27.259	16.847	32.711	34.503	201.8	14	1'52.193	27.420	17.133	32.800	34.840	195.6
16	1'51.553 *	27.73*	16.877	<u>32.435</u>	34.504	201.8	15	1'52.305	27.548	17.117	32.878	34.762	198.5
							16	1'52.257	27.761	17.176	32.935	<u>34.385</u>	197.8

**18th 48** Gabin PLANQUES Red Bull MotoGP Roo FRA

1	1'59.394	35.481	16.941	32.687	34.285	<u>202.6</u>
2	1'51.261	27.481	16.841	32.588	34.351	200.3
3	1'50.633 *	27.283	16.890*	32.260	<u>34.200</u>	198.5
4	1'50.808	<u>27.136</u>	<u>16.811</u>	32.392	34.469	199.2
5	1'50.861	27.265	16.864	<u>32.226</u>	34.506	198.8
6	1'51.171 *	27.268	16.999	32.457	34.447*	196.3
7	1'51.401	27.271	17.017	32.628	34.485	196.7
8	<u>1'50.636</u>	27.245	16.837	32.250	34.304	200.7
9	1'50.886	27.149	16.853	32.487	34.397	200.3
10	1'50.782	27.328	16.828	32.307	34.319	201.1
11	1'51.300	27.400	16.856	32.513	34.531	201.1
12	1'51.557	27.486	16.929	32.613	34.529	199.2
13	1'51.122	27.361	16.873	32.399	34.489	198.8
14	1'51.578 *	27.349	16.867	32.681	34.681*	198.1
15	1'52.144 *	27.47*	17.039	32.791	34.838	198.1
16	1'52.119	27.521	17.057	32.597	34.944	197.0

**19th 93** Arbi ADITAMA Red Bull MotoGP Roo INA

1	2'01.351	36.384	17.273	32.878	34.816	200.3
2	1'51.872	27.459	17.011	32.839	34.563	198.5
3	1'52.062	27.332	16.881	33.143	34.706	199.6
4	1'51.453	27.476	16.936	32.603	<u>34.438</u>	198.5
5	1'51.418	<u>27.249</u>	<u>16.866</u>	32.559	34.744	<u>201.4</u>
6	<u>1'51.248</u>	27.471	16.867	32.453	34.457	199.6
7	1'51.835	27.835	17.027	32.440	34.533	197.8
8	1'51.336	27.445	17.028	<u>32.336</u>	34.527	198.1
9	1'51.397	27.327	17.002	32.630	34.438	198.5
10	1'51.371	27.398	16.952	32.536	34.485	198.8
11	1'51.993 *	27.39*	17.107	32.794	34.699	197.0
12	1'52.602	27.526	17.246	33.018	34.812	194.5
13	1'52.854	27.822	17.250	32.938	34.844	194.9
14	1'52.750	27.565	17.375	32.877	34.933	192.8
15	1'52.641	27.679	17.478	32.681	34.803	192.8
16	1'53.455	27.654	17.464	33.043	35.294	192.1

**20th 14** Cormac BUCHANA Red Bull MotoGP Roo NZE

1	2'02.003	37.052	16.906	33.357	34.688	<u>205.7</u>
2	1'51.716	27.501	<u>16.855</u>	32.699	34.661	200.3
3	1'52.353	27.754	16.911	32.959	34.729	197.8
4	1'51.943	27.539	16.874	32.807	34.723	197.4
5	<u>1'51.485</u>	<u>27.371</u>	16.869	<u>32.698</u>	34.547	199.2
6	1'52.197	27.590	16.989	33.017	34.601	197.8
7	1'51.988	27.422	17.143	32.798	34.625	198.8
8	1'51.946	27.467	17.070	32.782	34.627	199.2
9	1'51.944	27.460	16.946	32.855	34.683	200.0

**21st 55** Alex VENTURINI Red Bull MotoGP Roo ITA

1	2'02.041	36.933	16.967	33.290	34.851	<u>203.3</u>
2	1'52.031	27.736	16.897	32.945	<u>34.453</u>	201.1
3	1'52.098	27.692	16.996	32.807	34.603	198.5
4	1'51.945	27.618	16.941	32.818	34.568	197.8
5	1'51.653	27.458	16.850	32.711	34.634	201.8
6	1'51.707	27.512	<u>16.845</u>	32.804	34.546	201.8
7	1'52.032	27.482	17.156	32.748	34.646	197.4
8	1'51.885	27.454	17.140	32.648	34.643	197.0
9	1'51.792	27.413	17.027	32.712	34.640	197.8
10	<u>1'51.578</u>	<u>27.325</u>	16.993	<u>32.636</u>	34.624	197.4
11	1'51.992	27.375	17.078	32.755	34.784	196.3
12	1'52.195	27.390	17.236	32.993	34.576	193.8
13	1'52.099	27.400	17.140	32.918	34.641	194.9
14	1'52.360	27.452	17.171	32.890	34.847	194.9
15	1'52.563	27.607	17.253	33.098	34.605	195.6
16	1'52.274	27.652	17.211	32.821	34.590	196.0

**22nd 2** Amaury MIZERA Red Bull MotoGP Roo FRA

1	2'02.668	37.113	17.094	33.638	34.823	<u>204.9</u>
2	<u>1'52.410</u>	27.700	16.965	33.072	34.673	200.7
3	1'52.287 *	27.68*	17.048	33.004	<u>34.546</u>	200.0
4	1'52.502 *	27.676	<u>16.900</u>	32.888	35.038*	200.3
5	1'52.455	27.664	17.123	<u>32.803</u>	34.865	199.6
6	1'52.614	27.688	17.081	33.010	34.835	198.1
7	1'53.281	27.944	17.293	33.186	34.858	197.4
8	1'52.531	27.661	17.123	32.879	34.868	197.4
9	1'52.656	<u>27.622</u>	17.137	32.986	34.911	198.1
10	1'53.232	27.720	17.264	33.176	35.072	197.4
11	1'53.721	28.315	17.315	33.138	34.953	196.7
12	1'53.365	27.645	17.409	33.129	35.182	194.2
13	1'53.193 *	27.67*	17.426	33.066	35.023	194.5
14	1'53.227	27.892	17.424	33.004	34.907	194.2
15	1'53.405	27.760	17.344	33.035	35.266	195.2
16	1'52.820	27.739	17.233	32.889	34.959	199.2

**23rd 10** Guillermo MORENO Red Bull MotoGP Roo MEX

1	2'02.550	37.288	17.230	33.542	34.490	<u>201.4</u>
2	1'52.482	27.729	17.197	33.078	<u>34.478</u>	200.3
3	<u>1'52.139</u>	<u>27.526</u>	17.098	32.889	34.626	196.3
4	1'52.837	27.670	17.101	33.333	34.733	195.2
5	1'52.417	27.720	17.139	<u>32.795</u>	34.763	198.5
6	1'52.448	27.773	<u>16.995</u>	33.039	34.641	199.2
7	1'53.178	27.784	17.260	33.216	34.918	194.2
8	1'52.898	27.765	17.213	32.959	34.961	193.8

Fastest Lap: Casey O'GORMAN

Red Bull MotoGP Roo IRL

1'49.896

27.063

16.686

32.230

33.917

DORNA DATA PROCESSING TIMING SERVICE DORNA DATA PROCESSING TIMING SERVICE DORNA DATA PROCESSING TIMING SERVICE DORNA DATA PROCESSING TIMING SERVICE DORNA DATA PROCESSING TIMING SERVICE DORNA DATA PROCESSING TIMING SERVICE DORNA DATA PROCCEESSS



Jerez de la Frontera, Sunday, May 01, 2022



**Race Nr. 2****RookiesCup**

<i>Lap</i>	<i>Lap Time</i>	<i>T1</i>	<i>T2</i>	<i>T3</i>	<i>T4</i>	<i>Speed</i>	<i>Lap</i>	<i>Lap Time</i>	<i>T1</i>	<i>T2</i>	<i>T3</i>	<i>T4</i>	<i>Speed</i>
9	<b>1'52.646</b>	27.695	17.025	33.025	34.901	197.8							
10	<b>1'53.020</b>	27.660	17.225	33.217	34.918	198.5							
11	<b>1'53.955</b>	28.274	17.356	33.310	35.015	192.8							
12	<b>1'53.261</b>	27.653	17.312	33.141	35.155	194.9							
13	<b>1'53.200</b>	27.771	17.337	33.079	35.013	195.2							
14	<b>1'53.354</b>	27.864	17.473	33.017	35.000	193.8							
15	<b>1'52.966</b>	27.639	17.355	33.091	34.881	195.2							
16	<b>1'53.117</b>	27.843	17.315	33.113	34.846	192.8							

**24th 12 Jacob ROULSTONE** Red Bull MotoGP Roo AUS

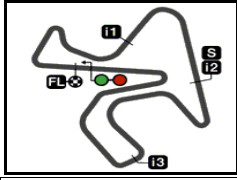
1	2'19.491	36.478	<b>17.155</b>	49.645	36.213	<b>201.4</b>							
2	<b>1'54.306</b>	28.066	17.402	33.485	35.353	193.2							
3	<b>1'53.947</b>	28.138	17.303	<b>33.275</b>	35.231	195.2							
4	<b>1'53.706</b>	27.883	17.217	33.388	<b>35.218</b>	195.6							
5	<b>1'54.115</b>	<b>27.813</b>	17.274	33.456	35.572	194.9							
6	<b>1'54.215</b>	27.914	17.467	33.394	35.440	192.5							
7	<b>1'54.164</b>	27.940	17.301	33.352	35.571	194.2							
8	<b>1'54.224</b>	28.055	17.477	33.302	35.390	193.8							
9	<b>1'54.304</b>	27.984	17.355	33.484	35.481	194.9							
10	<b>1'54.650</b>	28.127	17.447	33.589	35.487	193.2							
11	<b>1'54.517</b>	28.057	17.445	33.461	35.554	192.1							
12	<b>1'54.608</b>	28.047	17.455	33.641	35.465	192.8							
13	<b>1'55.163</b>	27.971	17.827	33.757	35.608	191.4							
14	<b>1'55.362</b>	27.953	17.468	34.066	35.875	192.8							
15	<b>1'55.297</b>	28.318	17.498	33.824	35.657	192.5							
16	<b>1'55.970</b>	28.175	17.812			190.4							

**25th 42 Soma GÖRBE** Red Bull MotoGP Roo HUN

1	2'22.799	36.687	<b>17.096</b>	51.328	37.688	<b>200.3</b>							
2	<b>1'56.018</b>	28.781	17.640	34.196	35.401	189.8							
3	<b>1'56.413</b>	27.972	17.576	34.662	36.203	189.4							
4	<b>1'56.023</b>	28.977	17.576	34.116	35.354	190.4							
5	1'56.324 *	28.60:*	18.024	34.440	<b>35.257</b>	184.9							
6	<b>1'56.294</b>	<b>27.953</b>	18.161	34.837	35.343	177.0							
7	1'55.014 *	28.12:*	17.490	34.120	35.281	190.1							
	<b>PIT</b>	28.134	17.390	<b>33.530</b>	29.332	190.1							

**Fastest Lap:** Casey O'GORMAN Red Bull MotoGP Roo IRL **1'49.896** 27.063 16.686 32.230 33.917

DORNA DATA PROCESSING TIMING SERVICE DORNA DATA PROCESSING TIMING SERVICE DORNA DATA PROCESSING TIMING SERVICE DORNA DATA PROCESSING TIMING SERVICE DORNA DATA PROCESSING TIMING SERVICE DORNA DATA PROCESSING TIMING SERVICE DORNA DATA PROCESSING TIMING SERVICE DORNA DATA PROCESSING TIMING SERVICE DORNA DATA PROCESSING TIMING SERVICE DORNA DATA PROCESSING TIMING SERVICE DORNA DATA PROCCEESSS



4423 m.

## GRAN PREMIO RED BULL DE ESPAÑA

### Official Starting Grid

Race : 16 laps = 70.768 km

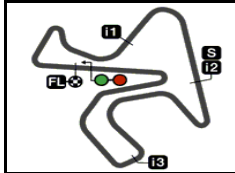


1	<b>1</b> 1'49.867 <b>99 José RUEDA</b> KTM	<b>2</b> 1'49.921 <b>77 Filippo FARIOLI</b> KTM	<b>3</b> 1'50.030 <b>58 Luca LUNETTA</b> KTM
2	<b>4</b> 1'50.106 <b>29 Harrison VOIGHT</b> KTM	<b>5</b> 1'50.125 <b>18 Angel PIQUERAS</b> KTM	<b>6</b> 1'50.321 <b>27 Rico SALMELA</b> KTM
3	<b>7</b> 1'50.522 <b>67 Casey O'GORMAN</b> KTM	<b>8</b> 1'50.881 <b>48 Gabin PLANQUES</b> KTM	<b>9</b> 1'50.904 <b>95 Collin VEIJER</b> KTM
4	<b>10</b> 1'50.937 <b>5 Tatchakorn BUASRI</b> KTM	<b>11</b> 1'50.943 <b>28 Máximo QUILES</b> KTM	<b>12</b> 1'51.115 <b>69 Marcos RUDA</b> KTM
5	<b>13</b> 1'51.184 <b>57 Danial SHAHRIL</b> KTM	<b>14</b> 1'51.358 <b>78 Jakob ROSENTHALER</b> KTM	<b>15</b> 1'51.475 <b>81 Lorenz LUCIANO</b> KTM
6	<b>16</b> 1'51.630 <b>93 Arbi ADITAMA</b> KTM	<b>17</b> 1'51.666 <b>8 Eddie O'SHEA</b> KTM	<b>18</b> 1'51.719 <b>14 Cormac BUCHANAN</b> KTM
7	<b>19</b> 1'51.729 <b>42 Soma GÖRBE</b> KTM	<b>20</b> 1'51.803 <b>21 Demis MIHAILA</b> KTM	<b>21</b> 1'51.824 <b>12 Jacob ROULSTONE</b> KTM
8	<b>22</b> 1'51.872 <b>11 Ruché MOODLEY</b> KTM	<b>23</b> 1'52.352 <b>55 Alex VENTURINI</b> KTM	<b>24</b> 1'52.688 <b>2 Amaury MIZERA</b> KTM

The results are provisional until the end of the limit for protest and appeals and until the ratification of the Event Management Committee.

Time limit for protest expires 60' at the latest after publication of the results - ..... Time: .....

DORNA DATA PROCESSING TIMING SERVICE DORNA DATA PROCESSING TIMING SERVICE DORNA DATA PROCESSING TIMING SERVICE DORNA DATA PROCESSING TIMING SERVICE DORNA DATA PROCESSING TIMING SERVICE DORNA DATA PROCESSING TIMING SERVICE DORNA DATA PROCESSING TIMING SERVICE DORNA DATA PROCESSING TIMING SERVICE DORNA DATA PROCESSING TIMING SERVICE DORNA DATA PROCESSING TIMING SERVICE DORNA DATA PROCESSING TIMING SERVICE DORNA DATA PROCESSES



## GRAN PREMIO RED BULL DE ESPAÑA Official Starting Grid

4423 m.

Race : 16 laps = 70.768 km

# 9

## 25

1'53.130

**10 Guillermo MORENO**  
KTM

The results are provisional until the end of the limit for protest and appeals and until the ratification of the Event Management Committee.

Time limit for protest expires 60' at the latest after publication of the results - ..... Time: .....

DORNA DATA PROCESSING TIMING SERVICE DORNA DATA PROCESSING TIMING SERVICE DORNA DATA PROCESSING TIMING SERVICE DORNA DATA PROCESSING TIMING SERVICE DORNA DATA PROCESSING TIMING SERVICE DORNA DATA PROCESSING TIMING SERVICE DORNA DATA PROCECESSS







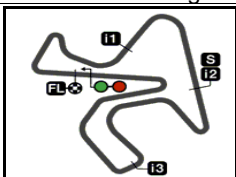


<i>Num</i>	<i>Lap Time</i>	<i>Gap</i>	<i>Num</i>	<i>Lap Time</i>	<i>Gap</i>
77	1'51.401	0.610	12	1'55.362	1'04.844
5	1'51.389	0.638			
28	1'51.381	0.831	<b><i>Lap 15</i></b>		
27	1'51.291	0.965	28	1'51.551	
69	1'51.566	1.116	58	1'52.306	0.155
29	1'51.559	1.450	99	1'52.167	0.247
48	1'51.557	1.656	67	1'52.400	0.303
81	1'51.429	4.632	77	1'52.110	0.462
57	1'51.241	4.752	95	1'52.723	0.506
8	1'51.419	5.016	18	1'52.345	0.530
11	1'51.420	5.324	5	1'52.095	0.651
78	1'51.560	5.438	69	1'51.972	0.856
21	1'51.219	6.214	29	1'52.144	0.947
93	1'52.602	10.904	27	1'52.422	1.065
55	1'52.195	13.915	48	1'52.144	1.389
14	1'52.115	14.281	81	1'51.426	3.466
2	1'53.365	24.688	8	1'51.640	3.728
10	1'53.261	24.797	57	1'51.653	3.974
12	1'54.608	57.213	11	1'51.268	4.046
			78	1'51.320	4.192
<b><i>Lap 13</i></b>			21	1'51.248	4.443
18	1'51.280		93	1'52.641	14.038
99	1'51.409	0.140	14	1'52.305	15.791
67	1'51.254	0.192	55	1'52.563	15.826
95	1'51.116	0.320	10	1'52.966	29.206
58	1'51.282	0.412	2	1'53.405	29.402
5	1'51.119	0.477	12	1'55.297	1'07.924
77	1'51.406	0.736			
28	1'51.192	0.743	<b><i>Lap 16</i></b>		
27	1'51.219	0.904	28	1'51.113	
69	1'51.148	0.984	58	1'50.974	0.016
29	1'50.996	1.166	95	1'50.698	0.091
48	1'51.122	1.498	99	1'51.006	0.140
81	1'51.197	4.549	67	1'51.018	0.208
57	1'51.330	4.802	77	1'51.024	0.373
8	1'51.136	4.872	18	1'50.978	0.395
11	1'51.054	5.098	5	1'50.953	0.491
78	1'51.265	5.423	69	1'51.186	0.929
21	1'50.982	5.916	29	1'51.119	0.953
93	1'52.854	12.478	27	1'51.003	0.955
55	1'52.099	14.734	48	1'52.119	2.395
14	1'52.123	15.124	81	1'50.928	3.281
2	1'53.193	26.601	8	1'50.819	3.434
10	1'53.200	26.717	57	1'51.380	4.241
12	1'55.163	1'01.096	11	1'51.379	4.312
			21	1'51.018	4.348
<b><i>Lap 14</i></b>			78	1'51.553	4.632
95	1'51.294		93	1'53.455	16.380
58	1'51.268	0.066	14	1'52.257	16.935
67	1'51.542	0.120	55	1'52.274	16.987
99	1'51.771	0.297	2	1'52.820	31.109
18	1'52.016	0.402	10	1'53.117	31.210
77	1'51.447	0.569	12	1'55.970	1'12.781
28	1'51.537	0.666			
5	1'51.910	0.773			
27	1'51.570	0.860			
29	1'51.468	1.020			
69	1'51.731	1.101			
48	1'51.578	1.462			
81	1'51.322	4.257			
8	1'51.047	4.305			
57	1'51.350	4.538			
11	1'51.511	4.995			
78	1'51.280	5.089			
21	1'51.110	5.412			
93	1'52.750	13.614			
55	1'52.360	15.480			
14	1'52.193	15.703			
2	1'53.227	28.214			
10	1'53.354	28.457			

Lapped rider

DORNA DATA PROCESSING TIMING SERVICE DORNA DATA PROCESSING TIMING SERVICE DORNA DATA PROCESSING TIMING SERVICE DORNA DATA PROCESSING TIMING SERVICE DORNA DATA PROCESSING TIMING SERVICE DORNA DATA PROCESSING TIMING SERVICE DORNA DATA PROCESSING TIMING SERVICE DORNA DATA PROCESSING TIMING SERVICE DORNA DATA PROCESSING TIMING SERVICE DORNA DATA PROCESSING TIMING SERVICE DORNA DATA PROCCEESSS





4423 m.

## 2022 Riders Performance

(Qualifying Position - Starting Position - Race Position)

Rider	Points	POR	POR	SPA	SPA	ITA	ITA	GER	GER	FIN	FIN	AUT	AUT	ARA						
1 RUEDA José	86	13	13	1	1															
		13-1	11-2	1-1	1-3	-	-	-	-	-	-	-	-	-	-	-	-	-	-	-
2 VEIJER Collin	70	12	12	9	9															
		12-3	10-1	9-3	9-4	-	-	-	-	-	-	-	-	-	-	-	-	-	-	-
3 O'GORMAN Casey	58	5	5	7	7															
		5-2	4-3	7-5	7-5	-	-	-	-	-	-	-	-	-	-	-	-	-	-	-
4 QUILES Máximo	46	2	2	11	11															
		2-NC	1-8	11-4	11-1	-	-	-NC	-	-	-	-	-	-	-	-	-	-	-	-
5 LUNETTA Luca	34	16	16	3	3															
		16-NC	14-10	2-8	3-2	-	-	-NC	-	-	-	-	-	-	-	-	-	-	-	-
6 VOIGHT Harrison	32	3	3	4	4															
		3-4	2-4	3-NC	4-10	-	-	-	-	-	-	-	-	-	-	-	-	-	-	-
7 PIQUERAS Angel	30	1	1	5	5															
		1-NC	-NS	4-2	5-6	-	-	-	-	-	-	-	-	-	-	-	-	-	-	-
8 BUASRI Tatchakorn	29	8	8	10	10															
		8-5	7-6	10-NC	10-8	-	-	-	-	-	-	-	-	-	-	-	-	-	-	-
9 SALMELA Rico	25	9	9	6	6															
		9-NL	8-5	6-7	6-11	-	-	-NL	-	-	-	-	-	-	-	-	-	-	-	-
10 PLANQUES Gabin	25	7	7	8	8															
		7-6	6-7	8-10	8-18	-	-	-	-	-	-	-	-	-	-	-	-	-	-	-
11 FARIOLI Filippo	19	11	11	2	2															
		-NS	-NS	5-6	2-7	-	-	-	-	-	-	-	-	-	-	-	-	-	-	-
12 SHAHRIL Danial	19	22	22	13	13															
		22-9	20-12	13-9	13-15	-	-	-	-	-	-	-	-	-	-	-	-	-	-	-
13 O'SHEA Eddie	15	10	10	17	17															
		10-NL	9-9	17-11	17-13	-	-	-	-	-	-	-	-	-	-	-	-	-	-	-

NC=Not classified NL=Not finished first lap NP=Not started race re-start N2=Not finished first lap race re-start EX=Excluded NS=Not Started DS=Disqualified

DORNA DATA PROCESSING TIMING SERVICE DORNA DATA PROCESSING TIMING SERVICE DORNA DATA PROCESSING TIMING SERVICE DORNA DATA PROCESSING TIMING SERVICE DORNA DATA PROCESSING TIMING SERVICE DORNA DATA PROCESSING TIMING SERVICE DORNA DATA PROCESSING TIMING SERVICE DORNA DATA PROCESSING TIMING SERVICE DORNA DATA PROCESSING TIMING SERVICE DORNA DATA PROCESSING TIMING SERVICE DORNA DATA PROCESSING TIMING SERVICE DORNA DATA PROCESSING



	Rider	Points	POR	POR	SPA	SPA	ITA	ITA	GER	GER	FIN	FIN	AUT	AUT	ARA					
14	RUDA Marcos	14	6	6	12	12														
			6-12	5-15	12-14	12-9	-	-	-	-	-	-	-	-	-	-	-	-	-	-
15	ROSENTHALER Jakob	13	19	19	14	14														
			19-8	17-11	14-NC	14-17	-	-	-	-	-	-	-	-	-	-	-	-	-	-
16	LUCIANO Lorenz	12	14	14	15	15														
			14-10	12-14	15-17	15-12	-	-	-	-	-	-	-	-	-	-	-	-	-	-
17	MOODLEY Ruché	10	21	21	22	22														
			21-14	19-13	22-13	22-14	-	-	-	-	-	-	-	-	-	-	-	-	-	-
18	ROULSTONE Jacob	9	NC	NC	21	21														
			25-7	23-NC	21-20	21-24	-	-	-	-	-	-	-	-	-	-	-	-	-	-
19	ADITAMA Arbi	5	20	20	16	16														
			20-11	18-18	16-NC	16-19	-	-	-	-	-	-	-	-	-	-	-	-	-	-
20	BUCHANAN Cormac	4			18	18														
			-	-	18-12	18-20	-	-	-	-	-	-	-	-	-	-	-	-	-	-
21	HEINRICH Freddie	3	23	23																
			23-13	21-17	-	-	-	-	-	-	-	-	-	-	-	-	-	-	-	-
22	MIHAILA Demis	2	17	17	20	20														
			17-15	15-20	20-15	20-16	-	-	-	-	-	-	-	-	-	-	-	-	-	-
23	GÖRBE Soma	0	4	4	19	19														
			-NS	3-16	19-16	19-NC	-	-	-	-	-	-	-	-	-	-	-	-	-	-
24	MORENO Guillermo	0	NC	NC	25	25														
			24-16	22-21	25-19	25-23	-	-	-	-	-	-	-	-	-	-	-	-	-	-
25	VENTURINI Alex	0	15	15	23	23														
			-NS	13-19	23-18	23-21	-	-	-	-	-	-	-	-	-	-	-	-	-	-
26	MIZERA Amaury	0	18	18	24	24														
			18-NC	16-NC	24-21	24-22	-	-	-	-	-	-	-	-	-	-	-	-	-	-

NC=Not classified NL=Not finished first lap NP=Not started race re-start N2=Not finished first lap race re-start EX=Excluded NS=Not Started DS=Disqualified

DORNA DATA PROCESSING TIMING SERVICE DORNA DATA PROCESSING TIMING SERVICE DORNA DATA PROCESSING TIMING SERVICE DORNA DATA PROCESSING TIMING SERVICE DORNA DATA PROCESSING TIMING SERVICE DORNA DATA PROCESSING TIMING SERVICE DORNA DATA PROCESSING TIMING SERVICE DORNA DATA PROCESSING TIMING SERVICE DORNA DATA PROCESSING TIMING SERVICE DORNA DATA PROCESSING

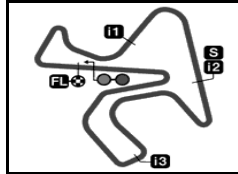




Uito de Jerez - Ángel N

Results and timing service provided by **TISSOT**

**RookiesCup**



4423 m.

**GRAN PREMIO RED BULL DE ESPAÑA**

**Championship Classification**

<b>Rider</b>	<b>Nation</b>	<b>Points</b>	<b>POR</b>	<b>POR</b>	<b>SPA</b>	<b>SPA</b>	<b>ITA</b>	<b>ITA</b>	<b>GER</b>	<b>GER</b>	<b>FIN</b>	<b>FIN</b>	<b>AUT</b>	<b>AUT</b>	<b>ARA</b>
1 <b>RUEDA José</b>	SPA	<b>86</b>	25	20	25	16									
2 <b>VEIJER Collin</b>	NED	<b>70</b>	16	25	16	13									
3 <b>O'GORMAN Casey</b>	IRL	<b>58</b>	20	16	11	11									
4 <b>QUILES Máximo</b>	SPA	<b>46</b>	-	8	13	25									
5 <b>LUNETTA Luca</b>	ITA	<b>34</b>	-	6	8	20									
6 <b>VOIGHT Harrison</b>	AUS	<b>32</b>	13	13	-	6									
7 <b>PIQUERAS Angel</b>	SPA	<b>30</b>	-	-	20	10									
8 <b>BUASRI Tatchakorn</b>	THA	<b>29</b>	11	10	-	8									
9 <b>SALMELA Rico</b>	FIN	<b>25</b>	-	11	9	5									
10 <b>PLANQUES Gabin</b>	FRA	<b>25</b>	10	9	6	0									
11 <b>FARIOLI Filippo</b>	ITA	<b>19</b>	-	-	10	9									
12 <b>SHAHARIL Danial</b>	MAL	<b>19</b>	7	4	7	1									
13 <b>O'SHEA Eddie</b>	GBR	<b>15</b>	-	7	5	3									
14 <b>RUDA Marcos</b>	SPA	<b>14</b>	4	1	2	7									
15 <b>ROSENTHALER Jakob</b>	AUT	<b>13</b>	8	5	-	0									
16 <b>LUCIANO Lorenz</b>	BEL	<b>12</b>	6	2	0	4									
17 <b>MOODLEY Ruché</b>	RSA	<b>10</b>	2	3	3	2									
18 <b>ROULSTONE Jacob</b>	AUS	<b>9</b>	9	-	0	0									
19 <b>ADITAMA Arbi</b>	INA	<b>5</b>	5	0	-	0									
20 <b>BUCHANAN Cormac</b>	NZE	<b>4</b>	-	-	4	0									
21 <b>HEINRICH Freddie</b>	GER	<b>3</b>	3	0	-	-									
22 <b>MIHAILA Demis</b>	ITA	<b>2</b>	1	0	1	0									
23 <b>GÖRBE Soma</b>	HUN	<b>0</b>	-	0	0	-									
24 <b>MORENO Guillermo</b>	MEX	<b>0</b>	0	0	0	0									
25 <b>VENTURINI Alex</b>	ITA	<b>0</b>	-	0	0	0									
26 <b>MIZERA Amaury</b>	FRA	<b>0</b>	-	-	0	0									

DORNA DATA PROCESSING TIMING SERVICE DORNA DATA PROCESSING TIMING SERVICE DORNA DATA PROCESSING TIMING SERVICE DORNA DATA PROCESSING TIMING SERVICE DORNA DATA PROCESSING TIMING SERVICE DORNA DATA PROCESSING TIMING SERVICE DORNA DATA PROCESSING TIMING SERVICE DORNA DATA PROCCESSSS



Jerez de la Frontera, Sunday, May 01, 2022