

5245 m.

GRAN PREMIO D'ITALIA OAKLEY
Free Practice Nr. 1
Classification

RookiesCup

Rider	Nation	Team	Motorcycle	Time	Lap Total	Gap	Top Speed
1 77 Filippo FARIOLI	ITA	Red Bull MotoGP Rookies Cup	KTM	2'02.653	14 14		220.8
2 99 José RUEDA	SPA	Red Bull MotoGP Rookies Cup	KTM	2'03.427	14 14	0.774 0.774	220.8
3 67 Casey O'GORMAN	IRL	Red Bull MotoGP Rookies Cup	KTM	2'03.593	14 15	0.940 0.166	216.4
4 21 Demis MIHAILA	ITA	Red Bull MotoGP Rookies Cup	KTM	2'03.842	14 14	1.189 0.249	220.8
5 58 Luca LUNETTA	ITA	Red Bull MotoGP Rookies Cup	KTM	2'03.909	8 14	1.256 0.067	220.8
6 95 Collin VEIJER	NED	Red Bull MotoGP Rookies Cup	KTM	2'03.959	8 8	1.306 0.050	216.0
7 69 Marcos RUDA	SPA	Red Bull MotoGP Rookies Cup	KTM	2'03.981	13 14	1.328 0.022	219.9
8 18 Angel PIQUERAS	SPA	Red Bull MotoGP Rookies Cup	KTM	2'04.249	12 14	1.596 0.268	221.3
9 5 Tatchakorn BUASRI	THA	Red Bull MotoGP Rookies Cup	KTM	2'04.270	5 14	1.617 0.021	220.8
10 8 Eddie O'SHEA	GBR	Red Bull MotoGP Rookies Cup	KTM	2'04.538	13 14	1.885 0.268	222.6
11 14 Cormac BUCHANAN	NZE	Red Bull MotoGP Rookies Cup	KTM	2'04.624	12 14	1.971 0.086	219.9
12 81 Lorenz LUCIANO	BEL	Red Bull MotoGP Rookies Cup	KTM	2'04.759	12 14	2.106 0.135	221.3
13 78 Jakob ROSENTHALER	AUT	Red Bull MotoGP Rookies Cup	KTM	2'04.765	14 14	2.112 0.006	221.3
14 27 Rico SALMELA	FIN	Red Bull MotoGP Rookies Cup	KTM	2'05.002	14 14	2.349 0.237	217.7
15 42 Soma GÖRBE	HUN	Red Bull MotoGP Rookies Cup	KTM	2'05.186	8 14	2.533 0.184	217.3
16 57 Danial SHAHRIL	MAL	Red Bull MotoGP Rookies Cup	KTM	2'05.223	12 14	2.570 0.037	220.8
17 48 Gabin PLANQUES	FRA	Red Bull MotoGP Rookies Cup	KTM	2'05.401	11 15	2.748 0.178	219.9
18 11 Ruché MOODLEY	RSA	Red Bull MotoGP Rookies Cup	KTM	2'05.526	14 14	2.873 0.125	222.6
19 28 Máximo QUILES	SPA	Red Bull MotoGP Rookies Cup	KTM	2'05.568	8 13	2.915 0.042	219.5
20 2 Amaury MIZERA	FRA	Red Bull MotoGP Rookies Cup	KTM	2'06.169	11 14	3.516 0.601	221.7
21 55 Alex VENTURINI	ITA	Red Bull MotoGP Rookies Cup	KTM	2'06.365	12 14	3.712 0.196	217.7
22 12 Jacob ROULSTONE	AUS	Red Bull MotoGP Rookies Cup	KTM	2'07.049	13 13	4.396 0.684	219.9
23 93 Fadillah ADITAMA	INA	Red Bull MotoGP Rookies Cup	KTM	2'07.126	6 13	4.473 0.077	221.7
24 10 Guillermo MORENO	MEX	Red Bull MotoGP Rookies Cup	KTM	2'07.362	13 15	4.709 0.236	217.7

Practice condition: **Dry**

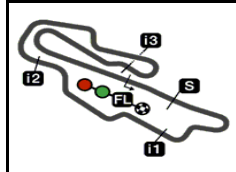
Air: **30°**
 Humidity: **42%**
 Ground: **41°**

Fastest Lap:	Lap: 14	Filippo FARIOLI	2'02.653	153.9 Km/h
Best Race Lap:	2018	Adrian HUERTAS	2'00.957	156.1 Km/h
All Time Lap Record:	2021	Marcos URIARTE	2'00.858	156.2 Km/h

The results are provisional until the end of the limit for protest and appeals.

Time limit for protest expires 30' after publication of the results - Time:

DORNA DATA PROCESSING TIMING SERVICE DORNA DATA PROCESSING TIMING SERVICE DORNA DATA PROCESSING TIMING SERVICE DORNA DATA PROCESSING TIMING SERVICE DORNA DATA PROCESSING TIMING SERVICE DORNA DATA PROCESSING TIMING SERVICE DORNA DATA PROCESSING TIMING SERVICE DORNA DATA PROCESSING TIMING SERVICE DORNA DATA PROCCESSSS



5245 m.

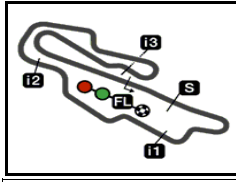
GRAN PREMIO D'ITALIA OAKLEY

Free Practice Nr. 1

Top Speed & Average




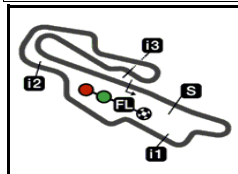
Rider	Nation	Motorcycle	Top 5 speeds					Average	Top
8 Eddie O'SHEA	GBR	KTM	222.6	221.3	218.6	217.7	216.0	218.7	222.6
11 Ruché MOODLEY	RSA	KTM	222.6	219.5	217.3	217.3	216.8	218.4	222.6
2 Amaury MIZERA	FRA	KTM	221.7	214.7	213.8	213.0	212.1	214.6	221.7
93 Fadillah ADITAMA	INA	KTM	221.7	219.5	219.5	216.8	214.7	218.4	221.7
18 Angel PIQUERAS	SPA	KTM	221.3	219.0	218.1	218.1	218.1	218.9	221.3
78 Jakob ROSENTHALER	AUT	KTM	221.3	217.3	217.3	216.0	215.5	217.5	221.3
81 Lorenz LUCIANO	BEL	KTM	221.3	221.3	219.9	219.0	218.6	220.0	221.3
5 Tatchakorn BUASRI	THA	KTM	220.8	216.4	216.0	214.2	213.8	216.2	220.8
21 Demis MIHAILA	ITA	KTM	220.8	219.9	219.5	217.7	217.7	219.1	220.8
57 Danial SHAHRIL	MAL	KTM	220.8	219.9	216.8	216.4	215.1	217.8	220.8
58 Luca LUNETTA	ITA	KTM	220.8	219.5	218.6	218.1	218.1	218.9	220.8
77 Filippo FARIOLI	ITA	KTM	220.8	218.6	216.8	216.4	216.4	217.8	220.8
99 José RUEDA	SPA	KTM	220.8	216.8	216.8	216.4	214.7	217.1	220.8
12 Jacob ROULSTONE	AUS	KTM	219.9	216.4	216.4	216.0	215.5	216.8	219.9
14 Cormac BUCHANAN	NZE	KTM	219.9	218.6	218.1	218.1	217.7	218.5	219.9
48 Gabin PLANQUES	FRA	KTM	219.9	216.4	216.0	214.7	213.4	216.1	219.9
69 Marcos RUDA	SPA	KTM	219.9	219.9	219.0	217.3	216.8	218.6	219.9
28 Máximo QUILES	SPA	KTM	219.5	219.5	216.8	216.4	216.4	217.7	219.5
10 Guillermo MORENO	MEX	KTM	217.7	215.5	215.1	213.8	213.4	215.1	217.7
27 Rico SALMELA	FIN	KTM	217.7	217.7	217.3	215.5	215.1	216.7	217.7
55 Alex VENTURINI	ITA	KTM	217.7	216.4	215.5	214.7	214.2	215.7	217.7
42 Soma GÖRBE	HUN	KTM	217.3	216.0	214.7	214.7	214.2	215.4	217.3
67 Casey O'GORMAN	IRL	KTM	216.4	216.4	216.0	215.5	211.7	215.2	216.4
95 Collin VEIJER	NED	KTM	216.0	215.5	215.1	213.0	211.3	214.2	216.0



5245 m.

GRAN PREMIO D'ITALIA OAKLEY**Free Practice Nr. 1****Fastest Laps Sequence****RookiesCup**

<i>Practice Time</i>	 <i>Rider</i>	<i>Nation</i>	<i>Motorcycle</i>	<i>Time</i>	<i>Km/h</i>	<i>Rider's Lap</i>
4'44.102	67 Casey O'GORMAN	IRL	KTM	2'09.193	146.1	2
4'45.673	42 Soma GÖRBE	HUN	KTM	2'09.097	146.2	2
4'50.071	99 José RUEDA	SPA	KTM	2'07.259	148.3	2
6'59.149	95 Collin VEIJER	NED	KTM	2'06.050	149.7	3
6'59.740	58 Luca LUNETTA	ITA	KTM	2'05.881	149.9	3
9'01.849	99 José RUEDA	SPA	KTM	2'05.392	150.5	4
11'06.920	99 José RUEDA	SPA	KTM	2'05.071	150.9	5
11'19.798	5 Tatchakorn BUASRI	THA	KTM	2'04.270	151.9	5
17'24.851	58 Luca LUNETTA	ITA	KTM	2'03.909	152.3	8
23'47.369	77 Filippo FARIOLI	ITA	KTM	2'03.664	152.6	11
29'58.824	67 Casey O'GORMAN	IRL	KTM	2'03.593	152.7	14
30'02.710	77 Filippo FARIOLI	ITA	KTM	2'02.653	153.9	14



5245 m.

RookiesCup

GRAN PREMIO D'ITALIA OAKLEY

Free Practice Nr. 1

Chronological Analysis of Performances

* Lap / Sector time cancelled							T1 Time from finish line to 1st intermedate		T3 Time from 2nd intermed. to 3rd intermed.				
P Crossing the finish line in pit lane							T2 Time from 1st intermed. to 2nd intermed.		T4 Time from 3rd intermediate to finish line				
Lap	Lap Time	T1	T2	T3	T4	Speed	Lap	Lap Time	T1	T2	T3	T4	Speed
1st	77	Filippo FARIOLI		Red Bull MotoGP Roo		ITA	11	2'04.409	30.152	25.373	38.891	29.993	216.4
1	2'43.019	35.537	27.983	40.958	30.246	149.7	12	2'06.506 *	30.370	25.872	40.309	29.955 *	208.8
2	2'07.416	30.759	26.500	40.020	30.137	220.8	13	2'04.128	30.026	25.419	38.682	30.001	210.5
3	2'06.075 *	30.308	26.127	39.990	29.650 *	216.4	14	2'03.593	29.902	25.188	38.665	29.838	210.1
4	2'05.103 *	30.321	25.801 *	39.136 *	29.845	216.4	15	2'08.294	29.968	25.272	42.357	30.697	210.9
5	2'05.069 *	30.293	25.591 *	39.261	29.924 *	208.4	4th 21 Demis MIHAILA Red Bull MotoGP Roo ITA						
6	2'04.849	30.425	25.440	39.142	29.842	209.3	1	2'45.642	39.338	29.200	42.068	31.308	136.7
7	2'08.420	30.348	26.169	42.185	29.718	209.7	2	2'09.284	31.572	26.751	40.167	30.794	215.1
8	2'08.498	30.016	25.423	43.016	30.043	216.8	3	2'09.188	30.972	26.950	40.817	30.449	215.1
9	2'11.049	30.168	25.178	45.406	30.297	211.3	4	2'07.811	31.058	26.282	40.139	30.332	213.0
10	2'04.207	30.073	25.328	39.112	29.694	212.1	5	2'06.233	30.445	25.817	39.698	30.273	219.5
11	2'03.664	29.961	25.251	39.031	29.421	212.1	6	2'06.371	30.691	25.656	39.628	30.396	216.4
12	2'03.271 *	29.668	25.139	38.661	29.803 *	218.6	7	2'05.567	30.571	25.609	39.567	29.820	211.7
13	2'09.417	33.676	26.871	39.140	29.730	210.1	8	2'06.051	30.108	25.329	40.099	30.515	219.9
14	2'02.653	29.865	24.930	38.415	29.443	216.0	9	2'05.236 *	30.034	25.771	39.357 *	30.074	220.8
2nd 99 José RUEDA Red Bull MotoGP Roo SPA							10	2'05.087 *	30.127	25.469	39.566	29.925 *	217.7
1	2'42.812	36.169	27.839	40.966	30.600	141.5	11	2'05.493 *	30.202	25.565	39.656 *	30.070	213.0
2	2'07.259	30.737	26.024	40.050	30.448	216.8	12	2'04.379	29.994	25.486	38.998	29.901	217.7
3	2'06.386 *	30.455	25.995	39.903 *	30.033	212.5	13	2'04.530	30.034	25.272	39.279	29.945	213.4
4	2'05.392	30.458	25.890	39.340	29.704	216.4	14	2'03.842	29.778	25.192	38.993	29.879	216.4
5	2'05.071	30.174	25.639	39.192	30.066	216.8	5th 58 Luca LUNETTA Red Bull MotoGP Roo ITA						
6	2'04.683	30.341	25.550	38.976	29.816	214.2	1	2'45.904	36.399	27.573	41.397	31.744	143.6
7	2'08.038	31.881	26.240	39.458	30.459	210.5	2	2'07.955	31.169	26.732	39.855	30.199	218.1
8	2'05.801	30.191	25.635	39.086	30.889	212.5	3	2'05.881	30.474	25.691	39.353	30.363	218.6
9	2'09.595	30.190	26.700	42.633	30.072	220.8	4	2'05.671	30.115	26.064	39.523	29.969	218.1
10	2'04.897 *	30.277	25.583	38.991	30.046 *	212.1	5	2'05.414	30.142	25.641	39.339	30.292	216.4
11	2'10.585	30.542	26.168	43.782	30.093	211.3	6	2'05.536	30.352	25.453	39.415	30.316	211.3
12	2'04.793	30.197	25.548	39.233	29.815	214.7	7	2'04.581	30.035	25.451	39.267	29.828	216.4
13	2'04.091	30.143	25.319	38.782	29.847	213.8	8	2'03.909	29.876	25.216	38.868	29.949	216.4
14	2'03.427	30.016	25.254	38.676	29.481	213.8	9	2'15.041	31.551	26.032	45.799	31.659	213.0
3rd 67 Casey O'GORMAN Red Bull MotoGP Roo IRL							10	2'04.621	30.228	25.296	39.265	29.832	212.5
1	2'34.909	36.581	28.057	42.635	31.195	151.0	11	2'04.275	29.850	25.519	39.064	29.842	218.1
2	2'09.193	31.375	26.548	40.494	30.776	211.7	12	2'04.240	29.880	25.298	39.345	29.717	219.5
3	2'10.152 *	31.034	26.669	41.728 *	30.721	208.0	13	2'04.502	29.906	25.361	39.245	29.990	216.0
4	2'07.545	30.968	26.016	40.295	30.266	210.5	14	2'06.138	30.602	25.644	39.930	29.962	220.8
5	2'05.178	30.449	25.488	39.403	29.838	216.0	6th 95 Collin VEIJER Red Bull MotoGP Roo NED						
6	2'05.223	30.438	25.627	39.159	29.999	210.5	1	2'45.062	35.505	27.546	41.737	31.090	148.7
7	2'05.498	30.388	25.517	39.295	30.298	215.5	2	2'08.037	30.819	26.337	40.438	30.443	213.0
8	2'07.506	30.592	26.364	40.324	30.226	208.4	3	2'06.050	30.741	25.669	39.302	30.338	210.1
9	2'06.372 *	30.558	26.073	39.454	30.287 *	216.4	4	2'05.626	30.387	25.819	39.145	30.275	215.5
10	2'08.612	30.505	27.052	40.950	30.105	208.8							

Fastest Lap: Guillermo MORENO	Red Bull MotoGP Roo	MEX	2'02.653	29.865	24.930	38.415	29.443
--------------------------------------	---------------------	-----	-----------------	--------	--------	--------	--------

DORNA DATA PROCESSING TIMING SERVICE DORNA DATA PROCESSING TIMING SERVICE DORNA DATA PROCESSING TIMING SERVICE DORNA DATA PROCESSING TIMING SERVICE DORNA DATA PROCESSING TIMING SERVICE DORNA DATA PROCESSING TIMING SERVICE DORNA DATA PROCESSING TIMING SERVICE DORNA DATA PROCCESSS



Free Practice Nr. 1

RookiesCup

Lap	Lap Time	T1	T2	T3	T4	Speed
5	2'06.088	30.494	26.056	39.330	30.208	210.5
6	2'05.367	30.415	25.467	39.081	30.404	211.3
7	2'05.015 *	30.449	25.355	39.275	29.936*	209.7
8	2'03.959	30.119	25.314	38.694	29.832	215.1
	unfinished	30.487	26.006		216.0	

7th **69** Marcos RUDA Red Bull MotoGP Roo SPA

1	2'44.952	35.973	28.023	42.127	31.152	141.3
2	2'08.863	31.111	26.465	40.832	30.455	213.0
3	2'07.294 *	30.652	25.920	40.304	30.418*	215.1
4	2'08.095	30.386	26.030	41.215	30.464	216.8
5	2'06.397	30.392	25.909	39.943	30.153	214.7
6	2'06.453	30.332	25.960	39.998	30.163	214.2
7	2'06.389	30.118	26.065	39.954	30.252	216.0
8	2'06.643	30.240	25.823	40.082	30.498	219.9
9	2'05.931 *	30.369	25.578	39.826*	30.158	209.3
10	2'05.426 *	30.038	25.628	39.652	30.108*	213.8
11	2'05.490	30.118	25.555	40.142	29.675	214.2
12	2'04.491	29.884	25.729	39.184	29.694	217.3
13	2'03.981	29.733	25.409	39.044	29.795	219.0
14	2'04.177	29.654	25.374	39.190	29.959	219.9

8th **18** Angel PIQUERAS Red Bull MotoGP Roo SPA

1	2'38.936	39.379	29.496	43.064	31.569	146.5
2	2'09.173	31.471	26.629	40.629	30.444	213.4
3	2'07.969 *	30.897	26.148	40.064	30.860*	221.3
4	2'06.184	30.673	25.982	39.708	29.821	213.8
5	2'05.223	30.294	25.665	39.380	29.884	219.0
6	2'04.692	30.425	25.397	39.157	29.713	216.4
7	2'06.164	30.605	25.922	39.695	29.942	215.5
8	2'06.464	30.157	25.818	40.006	30.483	218.1
9	2'13.052	30.723	26.281	45.307	30.741	211.3
10	2'06.494	31.186	26.030	39.400	29.878	213.4
11	2'04.408	30.224	25.414	39.185	29.585	214.7
12	2'04.249	30.075	25.312	38.975	29.887	218.1
13	2'04.460	30.345	25.400	39.042	29.673	214.7
14	2'04.522	30.194	25.350	39.250	29.728	218.1

9th **5** Tatchakorn BUASRI Red Bull MotoGP Roo THA

1	2'55.529	37.107	28.197	42.483	30.828	121.7
2	2'07.620	30.905	26.363	39.985	30.367	209.7
3	2'06.506	30.506	25.958	39.719	30.323	212.5
4	2'05.873	30.640	25.910	39.557	29.766	214.2
5	2'04.270	30.040	25.332	39.167	29.731	216.0
6	2'05.505	29.891	25.434	40.317	29.863	216.4
7	2'04.619 *	30.274	25.356	39.121	29.868*	220.8
8	2'05.178	30.142	25.321	39.329	30.386	213.8
9	2'03.375 P	30.119	25.365	39.327*	28.564	210.9
10	2'15.702 *	37.121	27.152	40.873	30.556*	119.2
11	2'05.525	30.287	25.581	39.442	30.215	209.3
12	2'05.166	30.226	25.539	39.279	30.122	209.7
13	2'05.537 *	30.164	25.490	39.786*	30.097*	209.3
14	2'05.476 *	30.352	25.639	39.321*	30.164	209.3

10th **8** Eddie O'SHEA Red Bull MotoGP Roo GBR

1	2'38.937	36.346	28.382	42.269	31.695	147.1
2	2'09.435	31.620	26.552	40.676	30.587	211.3
3	2'07.780 *	30.904	26.240	40.032	30.604*	222.6
4	2'06.131	30.895	25.866	39.708	29.662	213.4
5	2'05.378	30.582	25.629	39.186	29.981	217.7
6	2'04.592	30.185	25.570	39.207	29.630	221.3
7	2'05.938	30.138	25.934	39.677	30.189	216.0
8	2'06.625	30.542	25.773	39.910	30.400	214.2
9	2'07.558	30.639	25.973	39.739	31.207	211.7
10	2'05.743	30.119	25.723	39.703	30.198	216.0
11	2'08.978	31.462	27.447	39.821	30.248	210.9
12	2'04.891	30.250	25.425	39.290	29.926	213.4
13	2'04.538	30.054	25.347	39.105	30.032	215.5
14	2'05.733	29.936	25.315	40.668	29.814	218.6

11th **14** Cormac BUCHANA Red Bull MotoGP Roo NZE

1	2'39.067	36.453	28.931	42.006	31.457	139.3
2	2'10.223 *	31.680	26.711	40.536	31.296*	213.8
3	2'09.922	31.011	26.727	41.331	30.853	213.4
4	2'07.964	31.284	26.469	39.893	30.318	215.5
5	2'06.666	30.614	26.307	39.585	30.160	216.8
6	2'07.279	30.318	26.263	39.791	30.907	218.1
7	2'07.093	30.816	26.189	39.804	30.284	215.1
8	2'07.221	30.360	26.322	40.060	30.479	216.8
9	2'05.865 *	30.265	25.586	39.731*	30.283	214.7
10	2'05.452	30.062	25.607	39.710	30.073	218.6
11	2'05.680	30.294	25.781	39.702	29.903	217.7
12	2'04.624	30.020	25.666	39.101	29.837	218.1
13	2'04.979	29.946	25.781	39.159	30.093	219.9
14	2'05.379	30.211	25.818	39.334	30.016	212.5

12th **81** Lorenz LUCIANO Red Bull MotoGP Roo BEL

1	2'34.419	36.860	29.226	43.715	32.244	142.1
2	2'12.971	32.322	27.560	41.893	31.196	206.8
3	2'10.844	31.523	27.247	41.253	30.821	211.7
4	2'08.556	31.188	26.756	40.274	30.338	214.7
5	2'07.340	30.917	26.477	39.843	30.103	218.1
6	2'06.934	30.457	26.289	40.045	30.143	218.6
7	2'07.475	30.421	27.377	39.622	30.055	215.1
8	2'07.260	30.630	26.219	40.081	30.330	219.9
9	2'05.828 *	30.199	26.148	39.538*	29.943	216.8
10	2'05.231	30.262	25.838	39.340	29.791	221.3
11	2'05.037	29.988	25.751	39.444	29.854	219.0
12	2'04.759	30.333	25.661	39.164	29.601	216.4
13	2'05.524	30.173	25.964	39.495	29.892	221.3
14	2'04.822	29.855	25.854	39.147	29.966	218.1

13th **78** Jakob ROSENTHAL Red Bull MotoGP Roo AUT

1	2'39.983	39.134	28.982	43.630	31.558	140.6
2	2'10.503 *	31.644	26.667	41.864	30.328*	213.0
3	2'09.277 *	30.958	26.334	41.476	30.509*	216.0

Fastest Lap: Guillermo MORENO Red Bull MotoGP Roo MEX **2'02.653** 29.865 24.930 38.415 29.443

DORNA DATA PROCESSING TIMING SERVICE DORNA DATA PROCESSING TIMING SERVICE DORNA DATA PROCESSING TIMING SERVICE DORNA DATA PROCESSING TIMING SERVICE DORNA DATA PROCESSING TIMING SERVICE DORNA DATA PROCESSING TIMING SERVICE DORNA DATA PROCESSING TIMING SERVICE DORNA DATA PROCESSING TIMING SERVICE DORNA DATA PROCESSING TIMING SERVICE DORNA DATA PROCESSING TIMING SERVICE DORNA DATA PROCESSESS

Free Practice Nr. 1

RookiesCup

Lap	Lap Time	T1	T2	T3	T4	Speed	Lap	Lap Time	T1	T2	T3	T4	Speed
4	2'09.487	31.057	26.547	41.287	30.596	217.3	9	2'06.641 *	<u>30.190</u>	25.771	39.872*	30.808	216.8
5	2'08.489	30.949	26.150	40.961	30.429	217.3	10	2'20.366	33.201	26.748	47.939	32.478	210.5
6	2'07.580	30.986	26.079	40.492	30.023	211.7	11	2'06.272	30.710	25.890	39.464	30.208	211.3
7	2'06.660 *	30.624	25.884	40.077	30.075*	215.1	12	<u>2'05.223</u>	30.240	25.752	<u>39.169</u>	30.062	214.2
8	2'07.855	30.373	26.699	40.304	30.479	<u>221.3</u>	13	2'05.507	30.262	<u>25.613</u>	39.471	30.161	213.8
9	2'07.674 *	30.783	25.883	40.458*	30.550	212.1	14	2'06.016	30.727	25.777	39.229	30.283	210.1
10	2'07.141	30.810	25.830	40.366	30.135	212.1	17th 48 Gabin PLANQUES Red Bull MotoGP Roo FRA						
11	2'07.298	30.474	25.872	40.353	30.599	214.7	1	2'46.844	36.938	27.612	41.169	30.880	136.5
12	2'08.129	30.696	26.303	40.537	30.593	213.0	2	2'08.075	31.271	26.187	40.059	30.558	213.4
13	2'06.384	30.929	25.763	39.659	30.033	210.5	3	2'09.178	31.277	26.533	40.507	30.861	216.4
14	<u>2'04.765</u>	<u>30.132</u>	<u>25.651</u>	<u>39.341</u>	<u>29.641</u>	215.5	4	2'10.161	32.826	26.739	40.035	30.561	213.0

14th 27 Rico SALMELA Red Bull MotoGP Roo FIN

1	2'48.449	36.489	27.981	41.802	31.216	149.5
2	2'09.580	31.349	27.004	40.553	30.674	213.8
3	2'07.937	31.001	26.228	40.386	30.322	214.7
4	2'07.106	30.680	26.068	40.113	30.245	217.3
5	2'06.851	30.539	26.198	39.775	30.339	<u>217.7</u>
6	2'06.056	30.519	25.854	39.645	30.038	215.1
7	2'05.780	30.314	25.863	39.569	30.034	217.7
8	2'06.579	<u>30.312</u>	26.200	39.765	30.302	215.5
9	2'05.879 *	30.466	25.827	39.489*	30.097	212.5
10	2'10.267	31.499	26.638	41.217	30.913	213.8
11	2'07.420	30.855	25.872	40.343	30.350	209.7
12	2'08.193	30.998	26.700	40.340	30.155	211.3
13	2'05.900	30.495	25.783	39.523	30.099	209.7
14	<u>2'05.002</u>	30.386	<u>25.635</u>	<u>39.093</u>	<u>29.888</u>	212.1

15th 42 Soma GÖRBE Red Bull MotoGP Roo HUN

1	2'36.576	37.135	28.580	41.487	31.141	148.5
2	2'09.097	31.511	26.626	40.285	30.675	214.7
3	2'08.551 *	30.803	26.128	40.673*	30.947	210.1
4	2'07.538 *	30.856	26.048	40.251	30.383*	209.3
5	2'06.379	30.710	25.979	39.687	30.003	<u>217.3</u>
6	2'05.421	30.187	25.663	39.399	30.172	216.0
7	2'06.492	30.426	25.969	39.996	30.101	214.2
8	<u>2'05.186</u>	<u>30.185</u>	25.633	39.294	30.074	214.7
9	2'06.999	30.630	26.316	39.689	30.364	208.4
10	2'05.958	30.409	25.642	40.009	<u>29.898</u>	212.1
11	2'07.356	31.653	26.081	39.303	30.319	212.5
12	2'05.552 *	30.335	25.583	39.579	30.055*	211.7
13	2'05.236	30.437	<u>25.444</u>	<u>39.132</u>	30.223	209.3
14	2'05.251	30.294	25.467	39.229	30.261	211.7

16th 57 Danial SHAHRIL Red Bull MotoGP Roo MAL

1	2'45.058	38.593	29.398	43.296	31.466	140.9
2	2'11.370	31.865	28.093	40.726	30.686	210.9
3	2'07.907	31.074	26.498	40.063	30.272	215.1
4	2'07.389	30.601	26.046	40.359	30.383	219.9
5	2'06.660	30.940	26.055	39.629	<u>30.036</u>	213.4
6	2'06.708	30.724	25.920	39.882	30.182	<u>220.8</u>
7	2'06.198 *	30.652	25.978	39.362*	30.206	216.4
8	2'05.390	30.325	25.747	39.274	30.044	213.8

18th 11 Ruché MOODLEY Red Bull MotoGP Roo RSA

1	2'46.844	36.938	27.612	41.169	30.880	136.5
2	2'08.075	31.271	26.187	40.059	30.558	213.4
3	2'09.178	31.277	26.533	40.507	30.861	216.4
4	2'10.161	32.826	26.739	40.035	30.561	213.0
5	2'06.205	30.555	25.861	39.652	30.137	214.7
6	2'07.281	30.676	26.118	40.158	30.329	216.0
7	2'09.710	31.011	27.274	40.754	30.671	<u>219.9</u>
8	2'05.923	30.525	25.669	39.483	30.246	211.7
9	2'05.008 *	<u>30.161</u>	25.538	39.240*	30.069	212.1
10	2'08.260	30.179	25.971	41.399	30.711	212.1
11	<u>2'05.401</u>	30.422	25.763	<u>39.215</u>	<u>30.001</u>	210.1
12	1'03.591 P	31.855				208.4
13	2'20.460	42.656	26.444	40.653	30.707	91.0
14	2'09.941	30.407	29.245	40.280	30.009	209.7
15	2'05.772	30.280	<u>25.371</u>	39.650	30.471	212.1

19th 28 Máximo QUILES Red Bull MotoGP Roo SPA

1	2'43.265	38.524	29.955	44.230	31.989	132.3
2	2'11.279	31.794	27.491	41.380	30.614	213.8
3	2'09.621	31.158	26.910	40.853	30.700	215.5
4	2'09.112	31.650	26.544	40.585	30.333	205.3
5	2'08.276	30.761	26.809	40.290	30.416	219.5
6	2'07.626	30.690	26.301	40.375	30.260	217.3
7	2'08.373	30.826	26.448	40.468	30.631	216.4
8	2'06.944	30.903	26.138	40.041	29.862	211.3
9	2'06.016 *	30.395	26.011	39.758*	<u>29.852</u>	<u>222.6</u>
10	2'08.114	30.548	26.867	40.521	30.178	208.8
11	2'11.992	30.658	26.245	44.802	30.287	215.5
12	2'05.934	30.457	25.849	39.628	30.000	217.3
13	2'06.350	30.379	25.941	39.824	30.206	216.8
14	<u>2'05.526</u>	<u>30.294</u>	<u>25.829</u>	<u>39.539</u>	29.864	216.8

Fastest Lap: Guillermo MORENO Red Bull MotoGP Roo MEX **2'02.653** 29.865 24.930 38.415 29.443

DORNA DATA PROCESSING TIMING SERVICE DORNA DATA PROCESSING TIMING SERVICE DORNA DATA PROCESSING TIMING SERVICE DORNA DATA PROCESSING TIMING SERVICE DORNA DATA PROCESSING TIMING SERVICE DORNA DATA PROCESSING TIMING SERVICE DORNA DATA PROCESSING TIMING SERVICE DORNA DATA PROCCESSS



Free Practice Nr. 1

RookiesCup

Lap	Lap Time	T1	T2	T3	T4	Speed	Lap	Lap Time	T1	T2	T3	T4	Speed
13	2'20.186	33.257	26.358	47.372	33.199	210.5	3	2'09.817	31.107	26.891	40.843	30.976	219.5
20th 2 Amaury MIZERA Red Bull MotoGP Roo FRA							4	2'08.370	30.908	26.418	40.603	30.441	214.2
1	2'36.343	37.731	28.958	43.054	31.610	144.5	5	2'07.962	30.859	26.885	39.947	30.271	219.5
2	2'11.539	32.040	27.311	41.279	30.909	212.1	6	2'07.126	30.625	26.066	40.136	30.299	214.7
3	2'10.603	31.305	27.254	41.323	30.721	213.8	7	2'10.890	P 31.139	26.356	40.459	32.936	221.7
4	2'08.009	30.668	26.531	40.399	30.411	221.7	8	2'14.874	36.532	26.882	40.764	30.696	144.0
5	2'07.122	30.581	26.111	40.111	30.319	213.0	9	2'08.055	31.064	26.243	40.011	30.737	211.3
6	2'07.425	30.797	26.168	40.040	30.420	211.3	10	2'08.363	* 30.945	26.281	40.485	30.652*	210.1
7	2'06.976	30.589	26.265	39.799	30.323	210.5	11	2'08.536	P 31.019	26.342	40.880	30.295	210.1
8	2'07.996	30.879	26.203	40.219	30.695	209.7	12	2'22.488	38.804	26.187	44.218	33.279	144.3
9	2'07.626	* 30.552	26.046	40.176*	30.852	214.7	13	2'08.291	30.905	26.535	40.466	30.385	210.9
10	2'06.238	* 30.389	25.934	39.586*	30.329	212.1	24th 10 Guillermo MORENO Red Bull MotoGP Roo MEX						
11	2'06.169	30.329	25.845	39.618	30.377	210.1	1	2'35.812	35.977	28.846	45.231	31.713	145.9
12	2'06.607	30.442	25.873	39.721	30.571	210.5	2	2'11.987	31.749	27.298	41.755	31.185	206.8
13	2'11.014	* 31.507	27.111	40.654	31.742*	207.2	3	2'11.387	31.801	26.909	41.746	30.931	211.3
14	2'06.530	30.342	25.792	39.829	30.567	210.1	4	2'10.620	31.262	26.844	41.784	30.730	213.0
21st 55 Alex VENTURINI Red Bull MotoGP Roo ITA							5	2'08.370	30.851	26.147	40.749	30.623	213.4
1	2'40.816	38.680	29.395	43.555	31.576	143.2	6	2'08.371	31.174	26.183	40.574	30.440	215.5
2	2'12.486	32.345	27.483	41.403	31.255	213.0	7	2'08.976	30.854	26.252	40.993	30.877	213.8
3	2'09.872	31.429	26.589	40.983	30.871	214.7	8	2'08.759	31.245	26.328	40.375	30.811	211.3
4	2'09.120	31.228	26.414	41.053	30.425	213.4	9	2'07.493	* 30.601	26.339	40.118*	30.435	217.7
5	2'07.573	30.680	26.114	40.355	30.424	215.5	10	2'08.402	30.811	26.643	40.403	30.545	212.1
6	2'07.506	30.790	26.149	40.356	30.211	217.7	11	2'08.781	30.922	26.354	40.528	30.977	210.9
7	2'07.132	30.774	25.931	40.053	30.374	216.4	12	2'07.924	30.900	26.377	40.106	30.541	208.0
8	2'06.860	30.693	25.859	40.035	30.273	212.5	13	2'07.362	30.577	25.971	40.055	30.759	215.1
9	2'06.173	* 30.527	25.874	39.736*	30.036	212.5	14	1'03.603	P 30.723				210.5
10	2'06.960	30.595	25.933	40.214	30.218	214.2	15	2'20.328	39.679	26.916	42.171	31.562	137.5
11	2'12.379	31.981	26.455	43.350	30.593	211.3	22nd 12 Jacob ROULSTONE Red Bull MotoGP Roo AUS						
12	2'06.365	30.692	25.837	39.635	30.201	213.4	1	2'47.296	42.252	29.293	42.358	31.018	146.1
13	2'07.494	30.837	26.235	40.329	30.093	213.0	2	2'11.201	32.472	27.379	40.870	30.480	216.0
14	2'07.132	30.917	25.999	39.992	30.224	212.5	3	2'08.809	31.100	26.776	40.297	30.636	216.4
23rd 93 Fadillah ADITAMA Red Bull MotoGP Roo INA							4	2'08.469	31.050	26.561	40.512	30.346	215.5
1	2'42.773	39.266	29.855	43.867	32.200	138.2	5	2'07.694	P 30.725	26.663	40.905*	29.401	219.9
2	2'11.514	31.807	27.091	41.457	31.159	216.8	6	2'13.442	36.520	26.489	40.162	30.271	146.3
Fastest Lap: Guillermo MORENO Red Bull MotoGP Roo MEX 2'02.653 29.865 24.930 38.415 29.443							7	2'07.787	30.912	26.314	40.092	30.469	216.4
<small>DORNA DATA PROCESSING TIMING SERVICE DORNA DATA PROCESSING TIMING SERVICE DORNA DATA PROCESSING TIMING SERVICE DORNA DATA PROCESSING TIMING SERVICE DORNA DATA PROCESSING TIMING SERVICE DORNA DATA PROCESSING TIMING SERVICE DORNA DATA PROCESSING TIMING SERVICE DORNA DATA PROCESSING TIMING SERVICE DORNA DATA PROCESSING TIMING SERVICE DORNA DATA PROCESSES</small>													