

5245 m.

GRAN PREMIO D'ITALIA OAKLEY

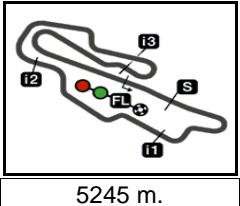
Qualifying Practice

Top Speed & Average

RookiesCup



Rider	Nation	Motorcycle	Top 5 speeds					Average	Top
58 Luca LUNETTA	ITA	KTM	226.8	220.8	217.7	217.3	216.8	219.9	226.8
57 Danial SHAHRIL	MAL	KTM	226.4	224.5	221.3	219.9	219.5	221.9	226.4
27 Rico SALMELA	FIN	KTM	225.0	221.3	219.5	219.5	218.6	220.4	225.0
69 Marcos RUDA	SPA	KTM	225.0	224.5	222.6	222.2	220.8	223.0	225.0
95 Collin VEIJER	NED	KTM	225.0	219.9	219.0	217.7	217.3	219.8	225.0
11 Ruché MOODLEY	RSA	KTM	224.5	224.0	223.6	222.6	219.5	222.3	224.5
8 Eddie O'SHEA	GBR	KTM	224.0	222.6	222.2	221.7	220.8	222.0	224.0
28 Máximo QUILES	SPA	KTM	224.0	222.6	220.4	220.4	220.4	221.4	224.0
78 Jakob ROSENTHALER	AUT	KTM	224.0	220.4	218.1	217.7	217.3	219.5	224.0
99 José RUEDA	SPA	KTM	223.6	218.6	218.1	216.8	216.4	218.7	223.6
18 Angel PIQUERAS	SPA	KTM	222.6	221.7	221.7	220.8	220.8	221.5	222.6
21 Demis MIHAILA	ITA	KTM	222.6	221.3	219.5	218.6	218.1	220.0	222.6
2 Amaury MIZERA	FRA	KTM	222.2	221.3	218.6	218.1	216.4	219.3	222.2
42 Soma GÖRBE	HUN	KTM	222.2	222.2	221.7	220.4	219.5	220.9	222.2
48 Gabin PLANQUES	FRA	KTM	222.2	220.8	216.8	216.4	215.1	217.7	222.2
93 Fadillah ADITAMA	INA	KTM	222.2	221.3	219.5	218.6	217.3	219.1	222.2
14 Cormac BUCHANAN	NZE	KTM	221.7	220.8	220.4	219.5	219.0	220.3	221.7
77 Filippo FARIOLI	ITA	KTM	221.7	220.8	217.3	217.3	213.0	218.0	221.7
81 Lorenz LUCIANO	BEL	KTM	221.7	218.1	216.8	214.2	213.8	216.9	221.7
10 Guillermo MORENO	MEX	KTM	221.3	220.8	220.8	219.0	216.0	219.6	221.3
12 Jacob ROULSTONE	AUS	KTM	221.3	220.4	219.5	218.1	218.1	219.3	221.3
67 Casey O'GORMAN	IRL	KTM	220.8	220.4	219.9	217.3	211.7	218.0	220.8
5 Tatchakorn BUASRI	THA	KTM	219.9	217.7	216.8	216.4	194.5	213.1	219.9
55 Alex VENTURINI	ITA	KTM	219.9	217.7	217.3	215.1	214.7	216.6	219.9



5245 m.

GRAN PREMIO D'ITALIA OAKLEY

Qualifying Practice

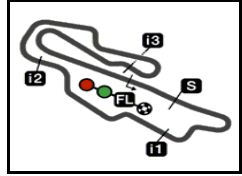
Best Partial Times

IT Ideal Lap Time, sum of the best partial times

BT Best Lap Time

<i>T1</i>			<i>T2</i>			<i>T3</i>			<i>T4</i>					
<i>Pos</i>	<i>Rider</i>	<i>Time</i>	<i>Rider</i>	<i>Time</i>	<i>Rider</i>	<i>Time</i>	<i>Rider</i>	<i>Time</i>	<i>Pos</i>	<i>Rider</i>	<i>IT</i>	<i>BT</i>		
1	F.FARIOLI	29.190	F.FARIOLI	24.539	J.RUEDA	37.719	F.FARIOLI	28.961	1	F.FARIOLI	2'00.424	2'01.129	(1)	
2	L.LUNETTA	29.211	D.MIHAILA	24.684	F.FARIOLI	37.734	A.PIQUERAS	28.969	2	A.PIQUERAS	2'01.267	2'01.301	(2)	
3	S.GÖRBE	29.323	A.PIQUERAS	24.732	L.LUNETTA	37.966	M.QUILES	29.004	3	J.RUEDA	2'01.336	2'01.566	(4)	
4	C.O'GORMAN	29.352	J.RUEDA	24.787	C.O'GORMAN	38.033	E.O'SHEA	29.238	4	L.LUNETTA	2'01.385	2'01.394	(3)	
5	D.MIHAILA	29.367	C.VEIJER	24.818	C.VEIJER	38.049	T.BUASRI	29.268	5	D.MIHAILA	2'01.585	2'01.986	(6)	
6	J.RUEDA	29.403	L.LUNETTA	24.839	D.MIHAILA	38.075	R.SALMELA	29.272	6	M.QUILES	2'01.650	2'02.886	(17)	
7	A.PIQUERAS	29.405	M.QUILES	24.856	A.PIQUERAS	38.161	D.SHAHRIL	29.293	7	C.VEIJER	2'01.682	2'01.947	(5)	
8	E.O'SHEA	29.507	C.BUCHANAN	24.860	D.SHAHRIL	38.186	L.LUCIANO	29.294	8	C.O'GORMAN	2'01.713	2'02.114	(7)	
9	T.BUASRI	29.508	E.O'SHEA	24.865	R.SALMELA	38.194	C.VEIJER	29.307	9	E.O'SHEA	2'01.905	2'02.510	(14)	
10	C.VEIJER	29.508	C.O'GORMAN	24.878	M.QUILES	38.277	F.ADITAMA	29.320	10	R.SALMELA	2'01.947	2'02.215	(9)	
11	M.QUILES	29.513	T.BUASRI	24.892	E.O'SHEA	38.295	R.MOODLEY	29.341	11	T.BUASRI	2'01.984	2'02.357	(11)	
12	M.RUDA	29.517	R.SALMELA	24.914	G.PLANQUES	38.303	G.PLANQUES	29.345	12	D.SHAHRIL	2'02.027	2'02.210	(8)	
13	R.SALMELA	29.567	J.ROSENTHALE	24.922	L.LUCIANO	38.312	L.LUNETTA	29.369	13	S.GÖRBE	2'02.184	2'02.230	(10)	
14	D.SHAHRIL	29.578	D.SHAHRIL	24.970	T.BUASRI	38.316	M.RUDA	29.376	14	G.PLANQUES	2'02.358	2'02.405	(13)	
15	C.BUCHANAN	29.644	G.PLANQUES	24.976	R.MOODLEY	38.329	S.GÖRBE	29.423	15	F.ADITAMA	2'02.370	2'02.373	(12)	
16	R.MOODLEY	29.650	F.ADITAMA	24.999	F.ADITAMA	38.376	J.RUEDA	29.427	16	R.MOODLEY	2'02.462	2'03.104	(20)	
17	F.ADITAMA	29.675	S.GÖRBE	25.040	S.GÖRBE	38.398	C.O'GORMAN	29.450	17	C.BUCHANAN	2'02.518	2'02.937	(18)	
18	G.PLANQUES	29.734	M.RUDA	25.042	J.ROULSTONE	38.516	D.MIHAILA	29.459	18	M.RUDA	2'02.543	2'02.862	(16)	
19	J.ROSENTHALE	29.788	L.LUCIANO	25.135	J.ROSENTHALE	38.530	J.ROULSTONE	29.463	19	L.LUCIANO	2'02.609	2'02.777	(15)	
20	A.VENTURINI	29.801	R.MOODLEY	25.142	C.BUCHANAN	38.539	C.BUCHANAN	29.475	20	J.ROSENTHAL	2'02.774	2'02.990	(19)	
21	A.MIZERA	29.837	A.VENTURINI	25.256	M.RUDA	38.608	J.ROSENTHALE	29.534	21	J.ROULSTONE	2'03.249	2'03.460	(21)	
22	L.LUCIANO	29.868	A.MIZERA	25.285	A.MIZERA	38.750	A.VENTURINI	29.641	22	A.MIZERA	2'03.566	2'03.566	(22)	
23	J.ROULSTONE	29.966	G.MORENO	25.300	A.VENTURINI	38.990	A.MIZERA	29.694	23	A.VENTURINI	2'03.688	2'04.054	(23)	
24	G.MORENO	29.981	J.ROULSTONE	25.304	G.MORENO	39.139	G.MORENO	29.907	24	G.MORENO	2'04.327	2'04.502	(24)	






5245 m.

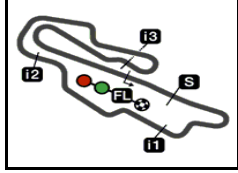
GRAN PREMIO D'ITALIA OAKLEY

Qualifying Practice

Fastest Laps Sequence

Rookies Cup

Practice Time	 Rider	Nation	Motorcycle	Time	Km/h	Rider's Lap
4'45.978	77 Filippo FARIOLI	ITA	KTM	2'03.710	152.6	2
4'48.225	99 José RUEDA	SPA	KTM	2'02.715	153.8	2
4'48.248	67 Casey O'GORMAN	IRL	KTM	2'02.232	154.4	2
6'50.862	18 Angel PIQUERAS	SPA	KTM	2'01.981	154.7	3
11'05.651	58 Luca LUNETTA	ITA	KTM	2'01.394	155.5	5
23'46.105	18 Angel PIQUERAS	SPA	KTM	2'01.301	155.6	11
23'50.779	77 Filippo FARIOLI	ITA	KTM	2'01.129	155.8	11



5245 m.

GRAN PREMIO D'ITALIA OAKLEY

Qualifying Practice

Chronological Analysis of Performances

* Lap / Sector time cancelled

T1 Time from finish line to 1st intermediate

T3 Time from 2nd intermed. to 3rd intermed.

P Crossing the finish line in pit lane

T2 Time from 1st intermed. to 2nd intermed.

T4 Time from 3rd intermediate to finish line

Lap	Lap Time	T1	T2	T3	T4	Speed	Lap	Lap Time	T1	T2	T3	T4	Speed
1st 77 Filippo FARIOLI Red Bull MotoGP Roo ITA							4th 99 José RUEDA Red Bull MotoGP Roo SPA						
1	2'42.268	33.706	25.601	39.098	30.261	150.8	1	2'45.510	34.616	25.581	39.419	30.383	145.3
2	2'03.710	30.157	25.054	38.731	29.768	208.4	2	2'02.715	30.023	25.152	37.984	29.556	211.3
3	2'02.833 *	29.814	24.952	38.509	29.558*	211.3	3	2'04.167	29.877	24.892	39.592	29.806	213.4
4	2'23.409	36.102	26.122	49.778	31.407	212.1	4	2'10.713	29.580	24.966	45.570	30.597	216.4
5	2'02.516	29.736	24.946	38.374	29.460	212.1	5	2'02.121	29.848	24.884	37.719	29.670	213.8
6	2'02.189	29.748	24.736	38.508	29.197	213.0	6	2'02.305	29.594	24.894	38.063	29.754	214.7
7	2'01.506	29.349	24.539	37.814	29.804	217.3	7	2'14.741	35.115	25.732	41.675	32.219	212.1
8	2'01.746	29.522	24.746	38.040	29.438	212.1	8	2'04.519	29.594	25.254	39.537	30.134	218.1
9	2'22.051 *	35.034	31.320*	46.116	29.581	211.7	9	2'12.419	29.403	26.077	45.916	31.023	223.6
10	2'07.422	29.439	24.858	43.452	29.673	221.7	10	2'07.872	29.693	24.937	43.650	29.592	214.7
11	2'01.129	29.463	24.802	37.903	28.961	217.3	11	2'01.566	29.566	24.787	37.771	29.442	218.6
12	2'01.303	29.190	24.565	37.734	29.814	220.8	12	2'01.654	29.498	24.812	37.917	29.427	216.8
2nd 18 Angel PIQUERAS Red Bull MotoGP Roo SPA							5th 95 Collin VEIJER Red Bull MotoGP Roo NED						
1	2'45.909	40.026	31.688	49.762	31.154	144.3	1	2'46.096	34.955	25.623	39.346	30.570	147.7
2	2'02.972	30.245	25.146	38.308	29.273	216.8	2	2'02.257 *	29.78*	25.033	38.129	29.307	225.0
3	2'01.981	29.617	24.732	38.224	29.408	221.7	3	2'02.497	29.508	24.922	38.314	29.753	219.9
4	2'07.210	31.173	26.827	39.426	29.784	217.3	4	2'12.494 *	31.046	26.375*	44.347	30.726	217.3
5	2'02.366	29.547	25.011	38.268	29.540	216.4	5	2'02.292	29.856	24.830	38.049	29.557	219.0
6	2'11.760 *	29.67*	25.495	45.364	31.227	214.2	6	2'01.947	29.549	24.818	38.147	29.433	216.8
7	2'12.967	29.661	25.790	46.189	31.327	219.0	7	2'14.710	31.491	27.282	44.939	30.998	214.2
8	2'04.493	29.629	24.916	40.525	29.423	220.8	8	2'04.333	29.803	25.117	39.610	29.803	217.7
9	2'11.313	29.453	26.106	45.895	29.859	222.6	9	2'08.314	29.730	26.039	42.252	30.293	216.4
10	2'03.833	29.557	25.206	39.741	29.329	219.9	10	2'03.063	29.839	25.190	38.330	29.704	211.7
11	2'01.301	29.405	24.766	38.161	28.969	221.7	11	2'02.735	29.809	24.913	38.154	29.859	211.3
12	2'04.389	30.141	25.473	39.191	29.584	220.8	12	2'02.474	29.743	24.953	38.146	29.632	210.9
3rd 58 Luca LUNETTA Red Bull MotoGP Roo ITA							6th 21 Demis MIHAILA Red Bull MotoGP Roo ITA						
1	2'54.399	35.623	26.288	43.410	30.677	142.2	1	2'53.961	35.406	26.260	43.433	30.418	145.5
2	2'02.776	29.850	25.003	38.318	29.605	217.3	2	2'03.440	29.977	25.102	38.691	29.670	212.5
3	2'03.180	29.606	25.309	38.631	29.634	217.7	3	2'02.996	29.497	25.327	38.610	29.562	219.5
4	2'03.902	29.501	24.839	38.701	30.861	215.5	4	2'03.860	29.572	25.006	39.612	29.670	216.8
5	2'01.394	29.211	24.848	37.966	29.369	220.8	5	2'02.083	29.367	24.914	38.343	29.459	218.1
6	2'11.970	29.789	25.389	44.857	31.935	216.0	6	2'09.721	29.504	25.266	43.984	30.967	221.3
7	2'05.114	29.490	24.844	38.279	32.501	216.8	7	2'02.644 *	29.546	24.821	38.373	29.904*	216.4
8	2'02.866	29.298	24.990	38.721	29.857	226.8	8	2'01.986	29.560	24.684	38.075	29.667	216.0
9	1'01.176 P	30.602				213.8	9	2'16.418	32.019	27.071	46.572	30.756	213.0
10	1'14.285 P	43.417				77.2	10	2'11.140	30.003	26.075	44.646	30.416	217.7
11	2'15.632	39.826	25.876	39.327	30.603	100.1	11	2'03.355	30.044	25.486	38.288	29.537	222.6
12	2'04.186	30.091	25.322	38.737	30.036	209.3	12	2'06.292 *	30.886	26.101	39.093	30.212*	218.6

Fastest Lap: Guillermo MORENO Red Bull MotoGP Roo MEX **2'01.129** 29.463 24.802 37.903 28.961

DORNA DATA PROCESSING .TIMING SERVICE DORNA DATA PROCESSING .TIMING SERVICE DORNA DATA PROCESSING .TIMING SERVICE DORNA DATA PROCESSING .TIMING SERVICE DORNA DATA PROCESSING .TIMING SERVICE DORNA DATA PROCESSING .TIMING SERVICE DORNA DATA PROCESSING .TIMING SERVICE DORNA DATA PROCCEESSS



Qualifying Practice

RookiesCup

Lap	Lap Time	T1	T2	T3	T4	Speed	Lap	Lap Time	T1	T2	T3	T4	Speed	
7th	67	Casey O'GORMAN Red Bull MotoGP Roo IRL						10	2'13.858 *	29.462	25.530*	46.345	32.521	218.1
							11	2'02.954	29.559	25.040	38.511	29.844	219.0	
							12	2'03.081	29.495	25.139	38.707	29.740	222.2	
1	2'46.016	34.180	25.454	38.989	30.665	154.0								
2	2'02.232	29.855	24.894	38.033	29.450	219.9								
3	2'04.235	29.684	24.939	39.870	29.742	217.3								
4	2'03.370	29.352	24.960	38.481	30.577	220.8								
5	2'03.030	29.779	25.101	38.331	29.819	209.3								
6	2'09.122 *	29.821*	25.517	42.484*	31.295	210.9								
7	2'02.114	29.469	24.878	38.177	29.590	220.4								
8	2'02.761	29.568	25.074	38.369	29.750	211.7								
9	2'07.675	31.562	26.120	39.704	30.289	210.9								
10	2'03.548	29.837	25.206	38.650	29.855	209.7								
11	2'08.180	31.941	26.213	39.730	30.296	206.8								
12	2'02.889	29.781	25.042	38.336	29.730	211.3								
8th	57	Danial SHAHRIL Red Bull MotoGP Roo MAL												
1	2'52.032	34.447	26.910	39.635	30.125	151.2								
2	2'04.696	30.094	25.490	39.147	29.965	213.8								
3	2'03.941	29.998	25.458	39.046	29.439	214.7								
4	2'03.349	29.735	24.970	39.014	29.630	221.3								
5	2'02.907	29.913	25.094	38.469	29.431	215.5								
6	2'02.946	29.578	25.109	38.628	29.631	219.9								
7	2'13.339	30.165	26.030	45.647	31.497	216.8								
8	2'04.160	29.780	25.637	38.941	29.802	224.5								
9	2'11.956	29.771	26.254	45.130	30.801	226.4								
10	2'08.180	29.917	25.088	43.422	29.753	219.5								
11	2'02.754	29.708	25.103	38.420	29.523	219.5								
12	2'02.210	29.666	25.065	38.186	29.293	216.4								
11th	5	Tatchakorn BUASRI Red Bull MotoGP Roo THA												
1	12'40.146 P	36.170	25.814			138.4								
2	2'33.471	40.461	32.338	46.626	34.046	130.4								
3	2'20.859	33.880	35.482	41.031	30.466	194.5								
4	2'06.229 *	30.19*	25.478	40.697	29.857	216.4								
5	2'02.434	29.527	25.167	38.316	29.424	219.9								
6	2'02.567 *	29.643	24.892	38.494	29.538*	216.8								
7	2'02.357	29.508	25.105	38.476	29.268	217.7								
12th	93	Fadillah ADITAMA Red Bull MotoGP Roo INA												
1	2'54.549	33.991	26.601	41.480	30.386	153.6								
2	2'03.798	30.013	25.214	38.779	29.792	222.2								
3	2'03.974	29.943	25.296	38.897	29.838	216.0								
4	2'04.237 *	29.966	25.153	39.018	30.100*	215.5								
5	2'08.879	33.775	26.734	38.665	29.705	213.8								
6	2'03.551	29.777	25.277	38.693	29.804	214.7								
7	2'03.793	29.809	25.129	39.121	29.734	221.3								
8	2'07.705 *	29.99*	26.364	40.621	30.723	219.5								
9	2'11.417	29.704	25.757	45.678	30.278	217.3								
10	2'02.835	29.675	25.097	38.514	29.549	218.6								
11	2'02.373	29.678	24.999	38.376	29.320	217.3								
12	2'21.084	37.188	27.945	44.447	31.504	217.3								
13th	48	Gabin PLANQUES Red Bull MotoGP Roo FRA												
1	2'47.162	34.486	26.233	39.244	30.268	150.2								
2	2'04.464	30.089	25.818	38.847	29.710	216.4								
3	2'05.519	29.734	25.173	39.023	31.589	215.1								
4	2'15.743	31.155	25.590	46.687	32.311	206.1								
5	2'02.921	29.864	25.033	38.518	29.506	216.8								
6	2'04.187	30.100	25.361	39.016	29.710	214.2								
7	1'04.639 P	31.656				215.1								
8	2'29.848	47.957	29.471	42.735	29.685	90.6								
9	2'18.963	33.236	29.122	45.711	30.894	211.3								
10	2'03.036	29.825	25.164	38.602	29.445	220.8								
11	2'02.405	29.781	24.976	38.303	29.345	214.2								
12	2'05.933	31.511	26.025	38.752	29.645	222.2								
14th	8	Eddie O'SHEA Red Bull MotoGP Roo GBR												
1	2'46.241	33.659	27.108	39.981	30.827	155.3								
2	2'03.281	29.992	25.171	38.619	29.499	220.8								
3	2'03.029	29.582	24.996	39.084	29.367	220.8								
4	2'10.860 *	29.966	25.910	44.564*	30.420*	218.6								
5	2'02.513	29.933	25.047	38.295	29.238	216.4								
6	2'02.510	29.589	24.865	38.414	29.642	222.6								
7	2'14.102	30.325	27.811	45.057	30.909	222.2								
8	2'04.445	29.855	25.072	39.568	29.950	220.4								
9	2'08.920	29.507	26.125	42.468	30.820	224.0								
10	2'03.540	29.739	25.476	38.467	29.858	221.7								

Fastest Lap: Guillermo MORENO Red Bull MotoGP Roo MEX **2'01.129** 29.463 24.802 37.903 28.961

DORNA DATA PROCESSING TIMING SERVICE DORNA DATA PROCESSING TIMING SERVICE DORNA DATA PROCESSING TIMING SERVICE DORNA DATA PROCESSING TIMING SERVICE DORNA DATA PROCESSING TIMING SERVICE DORNA DATA PROCESSING TIMING SERVICE DORNA DATA PROCESSING TIMING SERVICE DORNA DATA PROCCEESSS



Qualifying Practice

RookiesCup

Lap	Lap Time	T1	T2	T3	T4	Speed	Lap	Lap Time	T1	T2	T3	T4	Speed
11	2'02.877	29.631	24.985	38.503	29.758	216.4	7	2'06.228	30.249	25.766	40.049	30.164	220.4
12	2'03.250	29.673	24.994	38.794	29.789	215.1	8	2'03.478	29.822	24.860	39.001	29.795	214.2
15th 81 Lorenz LUCIANO Red Bull MotoGP Roo BEL							9 2'13.589 * 30.281 25.458* 46.972 30.878 221.7						
1 2'26.660 35.803 26.269 39.660 30.344 147.5							10 2'05.170 * 30.13* 25.409 39.618 30.006 219.0						
2 2'05.841 * 30.47* 25.947 39.364 30.054 207.6							11 2'05.134 30.248 25.789 39.374 29.723 216.8						
3 2'12.681 30.509 25.619 45.991 30.562 208.4							12 2'03.266 * 29.55* 25.232 38.628 29.856 218.1						
4 2'11.712 30.542 25.621 45.264 30.285 210.1							19th 78 Jakob ROSENTHAL Red Bull MotoGP Roo AUT						
5 2'04.215 30.098 25.445 38.704 29.968 210.5							1 2'46.342 48.156 26.866 41.039 30.509 90.3						
6 2'11.100 30.422 25.355 44.513 30.810 206.8							2 2'06.336 30.832 26.087 39.575 29.842 216.0						
7 2'12.111 30.539 25.727 45.662 30.183 214.2							3 2'04.948 30.048 25.482 39.505 29.913 213.4						
8 2'05.258 30.096 25.271 40.053 29.838 221.7							4 2'03.978 30.077 25.242 39.125 29.534 220.4						
9 2'05.693 30.036 25.826 39.338 30.493 218.1							5 2'04.352 * 29.871 25.202 39.198 30.081* 216.4						
10 2'02.777 29.868 25.135 38.312 29.462 216.8							6 2'03.153 29.788 25.160 38.654 29.551 224.0						
11 2'06.622 * 32.37* 25.586 38.776 29.884 211.7							7 2'11.854 29.951 25.581 44.705 31.617 216.4						
12 2'03.564 30.164 25.416 38.690 29.294 213.8							8 2'04.860 * 30.148 25.856* 39.208 29.648 213.8						
16th 69 Marcos RUDA Red Bull MotoGP Roo SPA							9 2'09.862 30.022 26.472 42.234 31.134 218.1						
1 2'46.368 33.843 25.981 39.487 29.888 150.4							10 2'03.843 30.210 25.318 38.589 29.726 216.4						
2 2'04.645 30.432 25.472 39.008 29.733 215.5							11 2'02.990 29.905 24.922 38.530 29.633 217.7						
3 2'04.454 * 29.61* 25.613 39.107* 30.119 222.6							12 2'03.342 29.798 25.042 38.835 29.667 217.3						
4 2'16.873 * 31.220 25.698* 48.225 31.730 219.9							20th 11 Ruché MOODLEY Red Bull MotoGP Roo RSA						
5 2'03.575 29.981 25.282 38.936 29.376 214.7							1 2'46.116 48.653 26.407 41.468 30.866 90.4						
6 2'03.013 29.517 25.179 38.725 29.592 220.8							2 2'04.764 30.538 25.520 38.909 29.797 219.5						
7 2'03.866 * 29.685 25.235* 39.011 29.935 218.6							3 2'04.498 29.879 25.604 39.357 29.658 219.5						
8 2'04.220 * 29.79 * 25.296* 39.349 29.784 225.0							4 2'04.913 30.617 25.418 39.208 29.670 219.0						
9 2'12.245 * 29.628 26.060 45.704 30.853* 222.2							5 2'03.156 29.833 25.289 38.654 29.380 219.0						
10 2'08.896 29.857 25.042 43.844 30.153 218.6							6 2'04.935 30.129 25.759 39.264 29.783 224.5						
11 2'02.862 29.651 25.183 38.608 29.420 220.4							7 2'10.524 30.222 25.933 43.557 30.812 222.6						
12 2'03.393 29.778 25.062 38.798 29.755 224.5							8 2'03.260 30.067 25.156 38.494 29.543 216.8						
17th 28 Máximo QUILES Red Bull MotoGP Roo SPA							9 2'03.425 29.650 25.320 38.776 29.679 223.6						
1 2'49.627 48.318 26.472 39.920 29.835 102.4							10 2'14.049 31.945 26.871 45.717 29.516 215.1						
2 2'05.073 * 29.97* 25.637 39.600 29.860 219.9							11 2'03.104 30.068 25.253 38.442 29.341 211.3						
3 2'02.886 29.757 25.093 38.683 29.353 217.3							12 2'03.152 30.325 25.142 38.329 29.356 224.0						
4 2'03.220 29.803 25.258 38.908 29.251 217.3							21st 12 Jacob ROULSTONE Red Bull MotoGP Roo AUS						
5 2'08.399 * 34.189 25.562 38.935* 29.713* 222.6							1 2'42.948 45.020 27.042 40.296 30.386 95.4						
6 2'04.289 * 29.59* 25.111 39.519 30.067 217.7							2 2'05.099 30.317 25.414 39.295 30.073 214.7						
7 2'09.951 29.562 25.608 42.151 32.630 220.4							3 2'04.392 30.397 25.464 38.973 29.558 212.5						
8 2'04.556 * 29.76* 26.033 39.221 29.536 220.4							4 2'06.392 30.229 26.025 39.355 30.783 219.5						
9 2'14.890 29.535 29.742 45.685 29.928 220.4							5 2'04.359 30.223 25.449 39.137 29.550 216.8						
10 2'02.978 * 29.513 25.014 39.137* 29.314 220.4							6 2'04.652 30.233 25.705 39.173 29.541 220.4						
11 2'01.553 * 29.41* 24.856 38.277 29.004 217.7							7 2'15.575 31.639 27.611 44.966 31.359 218.1						
12 2'03.022 * 29.28* 25.158 39.151 29.425 224.0							8 2'05.597 30.218 25.860 39.905 29.614 221.3						
18th 14 Cormac BUCHANA Red Bull MotoGP Roo NZE							9 2'07.793 30.414 25.770 39.709 31.900 218.1						
1 2'46.306 34.683 25.732 39.182 30.602 148.7							10 2'04.042 29.993 25.304 38.962 29.783 216.8						
2 2'03.293 * 30.03* 25.241 38.539 29.475 220.8							11 2'03.793 30.238 25.576 38.516 29.463 218.1						
3 2'02.937 29.644 24.996 38.763 29.534 219.5							12 2'03.460 29.966 25.398 38.556 29.540 216.4						
4 2'05.554 * 30.203 25.757 39.159* 30.435 216.4							22nd 2 Amaury MIZERA Red Bull MotoGP Roo FRA						
5 2'03.014 29.699 24.924 38.569 29.822 213.8							1 2'31.629 36.367 27.257 40.705 30.817 145.9						
6 2'11.409 * 30.586 25.395 44.706* 30.722* 207.6							2 2'06.549 * 30.465 25.829 39.506 30.749* 211.7						

Fastest Lap: Guillermo MORENO Red Bull MotoGP Roo MEX 2'01.129 29.463 24.802 37.903 28.961

DORNA DATA PROCESSING TIMING SERVICE DORNA DATA PROCESSING TIMING SERVICE DORNA DATA PROCESSING TIMING SERVICE DORNA DATA PROCESSING TIMING SERVICE DORNA DATA PROCESSING TIMING SERVICE DORNA DATA PROCESSING TIMING SERVICE DORNA DATA PROCESSING TIMING SERVICE DORNA DATA PROCESSING TIMING SERVICE DORNA DATA PROCESSING TIMING SERVICE DORNA DATA PROCCEESSS

