mo Internazionale del

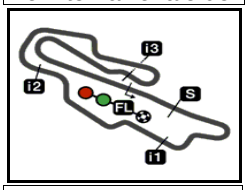

5245 m.

Results and timing service provided by TISSOT

RookiesCup

GRAN PREMIO D'ITALIA OAKLEY

Race Nr. 2

Classification after 15 laps = 78.675 km

Pos			Rider	Nation	Team	Motorcycle	Total Time	Km/h	Gap
1	25	95	**Collin VEIJER**	NED	Red Bull MotoGP Rookies Cup	KTM	**31'03.427**	151.9	
2	20	77	**Filippo FARIOLI**	ITA	Red Bull MotoGP Rookies Cup	KTM	**31'03.514**	151.9	0.087
3	16	5	**Tatchakorn BUASRI**	THA	Red Bull MotoGP Rookies Cup	KTM	**31'03.577**	151.9	0.150
4	13	8	**Eddie O'SHEA**	GBR	Red Bull MotoGP Rookies Cup	KTM	**31'03.578**	151.9	0.151
5	11	58	**Luca LUNETTA**	ITA	Red Bull MotoGP Rookies Cup	KTM	**31'03.660**	151.9	0.233
6	10	99	**José RUEDA**	SPA	Red Bull MotoGP Rookies Cup	KTM	**31'03.773**	151.9	0.346
7	9	27	**Rico SALMELA**	FIN	Red Bull MotoGP Rookies Cup	KTM	**31'04.208**	151.9	0.781
8	8	18	**Angel PIQUERAS**	SPA	Red Bull MotoGP Rookies Cup	KTM	**31'04.433**	151.9	1.006
9	7	69	**Marcos RUDA**	SPA	Red Bull MotoGP Rookies Cup	KTM	**31'04.613**	151.8	1.186
10	6	93	**Fadillah ADITAMA**	INA	Red Bull MotoGP Rookies Cup	KTM	**31'05.020**	151.8	1.593
11	5	14	**Cormac BUCHANAN**	NZE	Red Bull MotoGP Rookies Cup	KTM	**31'05.066**	151.8	1.639
12	4	81	**Lorenz LUCIANO**	BEL	Red Bull MotoGP Rookies Cup	KTM	**31'05.235**	151.8	1.808
13	3	57	**Danial SHAHRIL**	MAL	Red Bull MotoGP Rookies Cup	KTM	**31'05.476**	151.8	2.049
14	2	78	**Jakob ROSENTHALER**	AUT	Red Bull MotoGP Rookies Cup	KTM	**31'05.996**	151.7	2.569
15	1	21	**Demis MIHAILA**	ITA	Red Bull MotoGP Rookies Cup	KTM	**31'08.278**	151.5	4.851
16		42	**Soma GÖRBE**	HUN	Red Bull MotoGP Rookies Cup	KTM	**31'08.699**	151.8	5.272
17		48	**Gabin PLANQUES**	FRA	Red Bull MotoGP Rookies Cup	KTM	**31'15.474**	151.0	12.047
18		11	**Ruché MOODLEY**	RSA	Red Bull MotoGP Rookies Cup	KTM	**31'25.427**	150.2	22.000
19		55	**Alex VENTURINI**	ITA	Red Bull MotoGP Rookies Cup	KTM	**31'25.494**	150.2	22.067
20		12	**Jacob ROULSTONE**	AUS	Red Bull MotoGP Rookies Cup	KTM	**31'25.518**	150.2	22.091
21		2	**Amaury MIZERA**	FRA	Red Bull MotoGP Rookies Cup	KTM	**31'25.576**	150.2	22.149
22		67	**Casey O'GORMAN**	IRL	Red Bull MotoGP Rookies Cup	KTM	**31'54.523**	147.9	51.096
Not classified									
		28	**Máximo QUILES**	SPA	Red Bull MotoGP Rookies Cup	KTM	**29'01.341**	151.8	1 lap
		10	**Guillermo MORENO**	MEX	Red Bull MotoGP Rookies Cup	KTM	**17'06.131**	147.2	7 laps

Race condition: **Dry**
Air: 22°
Humidity: 61%
Ground: 38°

Pole Position:				
Fastest Lap:	Lap 8	**Lorenz LUCIANO**	**2'02.444**	154.2 Km/h
Best Race Lap:	2018	**Adrian HUERTAS**	**2'00.957**	156.1 Km/h
All Time Lap Record:	2021	**Marcos URIARTE**	**2'00.858**	156.2 Km/h

16:15'00		**SIGHTING LAP START**
16:28'02		**WARM UP LAP START**
16:31'15		**RACE START**
16:31'48	Casey O'GORMAN	crashed out - Rider OK
16:32'14	Casey O'GORMAN	re-joined race
16:32'32	-	**No jump starts**
16:41'34	**Cormac BUCHANAN**	**track limits warning**
16:41'47	**Demis MIHAILA**	**track limits warning**
16:50'12	Guillermo MORENO	crashed out - Rider OK
16:53'23	**Soma GÖRBE**	**track limits warning**
16:57'35	**Fadillah ADITAMA**	**track limits warning**
16:59'02	**Demis MIHAILA**	**long lap penalty due to exceeding track limit**
17:03'07	Máximo QUILES	crashed out - Rider OK
17:07'26	**Soma GÖRBE**	**3 seconds penalty due to exceeding track limit**

The results are provisional until the end of the limit for protest and appeals.

Time limit for protest expires 30' after publication of the results - ..... Time: .....

DORNA DATA PROCESSING ,TIMING SERVICE DORNA DATA PROCESSING TIMING SERVICE DORNA DATA PROCESSING TIMING SERVICE DORNA DATA PROCESSING TIMING SERVICE DORNA DATA PROCESSING TIMING SERVICE DORNA DATA PROCESSING TIMING SERVICE DORNA DATA PROCESSING TIMING SERVICE DORNA DATA PROCCEESSS

Mugello, Sunday, May 29, 2022

mo Internazionale del

Results and timing service provided by TISSOT

RookiesCup

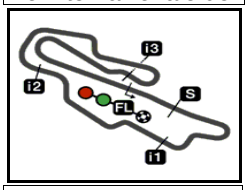

5245 m.

GRAN PREMIO D'ITALIA OAKLEY

Race Nr. 2

Top Speed & Average

	Rider	Nation	Motorcycle	Top 5 speeds					Average	Top
28	**Máximo QUILES**	SPA	KTM	227.8	225.9	224.5	224.5	223.1	225.2	**227.8**
69	**Marcos RUDA**	SPA	KTM	227.8	226.4	224.5	223.1	222.6	224.9	**227.8**
27	**Rico SALMELA**	FIN	KTM	227.3	226.8	226.8	225.4	222.2	225.7	**227.3**
78	**Jakob ROSENTHALER**	AUT	KTM	226.8	225.0	223.1	221.7	221.3	223.6	**226.8**
21	**Demis MIHAILA**	ITA	KTM	225.0	224.0	221.3	219.5	219.0	221.8	**225.0**
81	**Lorenz LUCIANO**	BEL	KTM	224.5	223.6	222.2	220.4	219.9	222.1	**224.5**
77	**Filippo FARIOLI**	ITA	KTM	223.6	222.2	216.8	216.0	213.8	218.5	**223.6**
14	**Cormac BUCHANAN**	NZE	KTM	223.1	222.2	222.2	220.8	220.4	221.7	**223.1**
18	**Angel PIQUERAS**	SPA	KTM	222.2	219.9	218.1	216.4	216.4	218.6	**222.2**
57	**Danial SHAHRIL**	MAL	KTM	222.2	222.2	222.2	222.2	221.7	222.1	**222.2**
93	**Fadillah ADITAMA**	INA	KTM	222.2	221.7	221.7	221.3	220.8	221.5	**222.2**
99	**José RUEDA**	SPA	KTM	222.2	220.4	220.4	216.8	216.4	218.8	**222.2**
8	**Eddie O'SHEA**	GBR	KTM	221.7	220.8	219.5	219.0	218.6	219.9	**221.7**
48	**Gabin PLANQUES**	FRA	KTM	221.7	219.9	218.6	216.0	215.5	217.9	**221.7**
11	**Ruché MOODLEY**	RSA	KTM	219.5	219.0	218.1	216.8	216.0	217.9	**219.5**
2	**Amaury MIZERA**	FRA	KTM	218.6	217.7	217.3	217.3	216.8	217.5	**218.6**
12	**Jacob ROULSTONE**	AUS	KTM	218.6	217.7	216.0	215.1	214.2	216.0	**218.6**
42	**Soma GÖRBE**	HUN	KTM	218.6	218.6	217.7	216.8	216.8	217.7	**218.6**
95	**Collin VEIJER**	NED	KTM	218.1	216.0	215.1	214.7	213.4	215.5	**218.1**
55	**Alex VENTURINI**	ITA	KTM	217.7	216.8	216.8	216.4	215.1	216.6	**217.7**
10	**Guillermo MORENO**	MEX	KTM	217.3	208.8	206.1	204.9	203.7	208.2	**217.3**
58	**Luca LUNETTA**	ITA	KTM	216.0	215.5	215.1	214.2	212.1	214.6	**216.0**
5	**Tatchakorn BUASRI**	THA	KTM	215.5	215.1	213.0	212.1	210.5	213.2	**215.5**
67	**Casey O'GORMAN**	IRL	KTM	199.6	199.6	198.8	198.1	197.8	198.6	**199.6**

DORNA DATA PROCESSING ,TIMING SERVICE DORNA DATA PROCESSING TIMING SERVICE DORNA DATA PROCESSING TIMING SERVICE DORNA DATA PROCESSING TIMING SERVICE DORNA DATA PROCESSING TIMING SERVICE DORNA DATA PROCESSING TIMING SERVICE DORNA DATA PROCESSING TIMING SERVICE DORNA DATA PROCCEESSS

Mugello, Sunday, May 29, 2022

mo Internazionale del

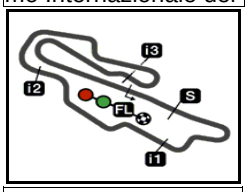

5245 m.

Results and timing service provided by TISSOT

RookiesCup

GRAN PREMIO D'ITALIA OAKLEY

Race Nr. 2

Fastest Laps Sequence

Lap	Race Time		Rider	Nation	Motorcycle	Time	Km/h	Riders's Lap
2	**4'16.404**	77	**Filippo FARIOLI**	ITA	KTM	**2'04.203**	152.0	2
2	**4'16.411**	57	**Danial SHAHRIL**	MAL	KTM	**2'03.857**	152.4	2
2	**4'17.535**	21	**Demis MIHAILA**	ITA	KTM	**2'03.544**	152.8	2
3	**6'22.393**	69	**Marcos RUDA**	SPA	KTM	**2'03.515**	152.8	3
3	**6'22.712**	81	**Lorenz LUCIANO**	BEL	KTM	**2'03.378**	153.0	3
4	**8'24.178**	21	**Demis MIHAILA**	ITA	KTM	**2'03.321**	153.1	4
4	**8'24.281**	18	**Angel PIQUERAS**	SPA	KTM	**2'03.204**	153.2	4
5	**10'27.527**	5	**Tatchakorn BUASRI**	THA	KTM	**2'03.106**	153.3	5
5	**10'28.793**	69	**Marcos RUDA**	SPA	KTM	**2'03.064**	153.4	5
5	**10'29.410**	81	**Lorenz LUCIANO**	BEL	KTM	**2'02.924**	153.6	5
7	**14'34.290**	8	**Eddie O'SHEA**	GBR	KTM	**2'02.770**	153.7	7
7	**14'34.311**	99	**José RUEDA**	SPA	KTM	**2'02.749**	153.8	7
8	**16'36.740**	95	**Collin VEIJER**	NED	KTM	**2'02.670**	153.9	8
8	**16'36.742**	77	**Filippo FARIOLI**	ITA	KTM	**2'02.491**	154.1	8
8	**16'37.954**	81	**Lorenz LUCIANO**	BEL	KTM	**2'02.444**	154.2	8

DORNA DATA PROCESSING TIMING SERVICE DORNA DATA PROCESSING TIMING SERVICE DORNA DATA PROCESSING TIMING SERVICE DORNA DATA PROCESSING TIMING SERVICE DORNA DATA PROCESSING TIMING SERVICE DORNA DATA PROCESSING TIMING SERVICE DORNA DATA PROCESSING TIMING SERVICE DORNA DATA PROCCEESSS

Mugello, Sunday, May 29, 2022

mo Internazionale del

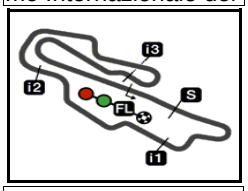

5245 m.

Results and timing service provided by TISSOT

RookiesCup

GRAN PREMIO D'ITALIA OAKLEY

Race Nr. 2

Chronological Analysis of Performances

** Lap / Sector time cancelled*
P Crossing the finish line in pit lane
T1 Time from finish line to 1st intermediate
T2 Time from 1st intermed. to 2nd intermed.
T3 Time from 2nd intermed. to 3rd intermed.
T4 Time from 3rd intermediate to finish line

1st 95 Collin VEIJER — Red Bull MotoGP Roo NED

Lap	Lap Time	T1	T2	T3	T4	Speed
1	2'12.594	38.506	25.512	39.241	29.335	168.2
2	**2'03.874**	30.286	25.397	38.660	29.531	215.1
3	**2'04.052**	30.135	25.159	38.943	29.815	212.5
4	**2'03.658**	30.398	24.884	38.473	29.903	210.1
5	**2'03.869**	30.686	25.096	38.667	29.420	207.2
6	**2'03.096**	30.156	24.937	38.335	29.668	218.1
7	**2'02.927**	29.771	24.949	38.361	29.846	214.7
8	**2'02.670**	29.859	24.821	38.416	29.574	210.1
9	**2'03.664**	30.080	24.876	38.774	29.934	206.1
10	**2'03.630**	30.375	24.886	38.508	29.861	209.3
11	**2'03.693**	30.390	24.957	38.743	29.603	208.4
12	**2'03.565**	29.850	25.286	38.732	29.697	212.5
13	**2'04.529**	30.388	25.360	38.755	30.026	208.0
14	**2'04.851**	30.101	25.193	39.363	30.194	213.4
15	**2'02.755**	29.650	25.078	38.474	29.553	216.0

2nd 77 Filippo FARIOLI — Red Bull MotoGP Roo ITA

Lap	Lap Time	T1	T2	T3	T4	Speed
1	2'12.201	37.715	25.345	39.055	30.086	167.1
2	**2'04.203**	30.314	25.066	38.840	29.983	210.1
3	**2'04.355**	30.607	25.264	38.786	29.698	208.0
4	**2'03.503**	29.817	24.968	39.108	29.610	216.0
5	**2'03.469**	29.905	25.485	38.494	29.585	212.1
6	**2'03.140**	29.758	24.880	38.657	29.845	211.7
7	**2'03.380**	30.551	25.023	38.387	29.419	205.7
8	**2'02.491**	29.442	24.795	38.530	29.724	213.8
9	**2'03.706**	30.255	24.775	38.788	29.888	206.5
10	**2'03.614**	29.908	25.011	39.113	29.582	209.7
11	**2'03.648**	30.045	24.946	38.780	29.877	210.5
12	**2'04.343**	30.514	25.160	38.781	29.888	209.7
13	**2'04.272**	30.363	25.368	38.635	29.906	222.2
14	**2'04.520**	30.100	25.032	39.190	30.198	223.6
15	**2'02.669**	29.571	25.039	38.235	29.824	216.8

3rd 5 Tatchakorn BUASRI — Red Bull MotoGP Roo THA

Lap	Lap Time	T1	T2	T3	T4	Speed
1	2'12.344	37.993	25.519	39.139	29.693	173.6
2	**2'04.293**	30.713	25.447	38.622	29.511	206.8
3	**2'04.007**	30.442	25.029	38.814	29.722	212.1
4	**2'03.777**	30.791	25.243	38.361	29.382	206.8
5	**2'03.106**	29.832	24.952	38.453	29.869	215.1
6	**2'03.565**	30.521	24.790	38.536	29.718	203.0
7	**2'03.059**	30.266	24.952	38.398	29.443	206.8
8	**2'02.747**	30.219	24.770	38.113	29.645	207.6
9	2'03.455 *	29.776	24.908*	39.066	29.705	213.0
10	**2'03.820**	30.297	24.876	39.205	29.442	208.0
11	**2'03.541**	30.105	25.180	38.778	29.478	209.7
12	**2'03.625**	29.919	25.292	38.486	29.928	210.5
13	**2'04.715**	30.427	25.334	39.205	29.749	210.1
14	**2'04.391**	30.176	25.031	38.907	30.277	215.5
15	**2'03.132**	30.203	24.993	38.478	29.458	208.4

4th 8 Eddie O'SHEA — Red Bull MotoGP Roo GBR

Lap	Lap Time	T1	T2	T3	T4	Speed
1	2'12.631	38.799	25.516	39.062	29.254	177.9
2	**2'04.224**	30.531	25.458	38.621	29.614	220.8
3	**2'04.110**	30.319	25.199	38.898	29.694	219.0
4	**2'03.695**	30.354	25.180	38.728	29.433	214.2
5	**2'03.499**	29.998	25.105	39.147	29.249	219.5
6	**2'03.361**	30.679	24.885	38.566	29.231	218.6
7	**2'02.770**	30.029	24.988	38.456	29.297	218.1
8	**2'02.820**	29.804	24.830	38.683	29.503	211.7
9	**2'03.642**	30.253	24.856	38.881	29.652	215.5
10	**2'03.828**	30.458	25.066	38.797	29.507	215.1
11	**2'03.697**	30.379	25.147	38.727	29.444	216.4
12	2'03.556 *	30.094	25.260*	38.679	29.523	216.4
13	2'04.427 *	30.462	25.372	39.165	29.428*	217.7
14	**2'04.614**	30.413	25.015	39.045	30.141	221.7
15	**2'02.704**	29.854	25.029	38.501	29.320	218.1

5th 58 Luca LUNETTA — Red Bull MotoGP Roo ITA

Lap	Lap Time	T1	T2	T3	T4	Speed
1	2'12.340	38.289	25.438	38.855	29.758	171.1
2	**2'04.260**	30.621	25.534	38.536	29.569	209.3
3	**2'03.931**	29.837	25.458	38.621	30.015	216.0
4	**2'03.671**	30.493	25.101	38.471	29.606	206.1
5	**2'03.484**	29.893	25.197	38.541	29.853	210.1
6	**2'03.257**	30.154	24.789	38.571	29.743	211.3
7	**2'03.210**	30.084	25.074	38.265	29.787	210.1
8	**2'02.997**	30.476	24.818	38.338	29.365	206.1
9	**2'03.554**	29.969	24.790	39.042	29.753	215.5
10	**2'03.466**	29.801	24.882	39.274	29.509	215.1
11	**2'03.535**	29.834	25.047	38.925	29.729	214.2
12	**2'03.837**	30.335	24.973	38.842	29.687	207.2
13	**2'04.318**	30.592	25.050	38.861	29.815	211.3
14	**2'04.668**	29.799	25.110	39.535	30.224	211.7
15	**2'03.132**	30.077	24.932	38.435	29.688	212.1

Fastest Lap:	Lorenz LUCIANO	Red Bull MotoGP Roo	BEL	**2'02.444**	29.769	25.249	38.284	29.142

DORNA DATA PROCESSING -TIMING SERVICE DORNA DATA PROCESSING TIMING SERVICE DORNA DATA PROCESSING TIMING SERVICE DORNA DATA PROCESSING TIMING SERVICE DORNA DATA PROCESSING TIMING SERVICE DORNA DATA PROCESSING TIMING SERVICE DORNA DATA PROCESSING TIMING SERVICE DORNA DATA PROCCEESSS

Mugello, Sunday, May 29, 2022

Race Nr. 2

RookiesCup

6th 99 José RUEDA — Red Bull MotoGP Roo SPA

Lap	Lap Time	T1	T2	T3	T4	Speed
1	2'12.268	37.927	25.652	38.715	29.974	165.8
2	**2'04.169**	30.441	25.221	38.744	29.763	209.3
3	**2'04.213**	30.414	25.133	38.885	29.781	207.6
4	**2'03.775**	30.604	25.158	38.471	29.542	206.5
5	**2'03.459**	30.086	25.175	38.548	29.650	212.5
6	**2'03.678**	30.081	25.260	38.338	29.999	216.4
7	**2'02.749**	29.915	25.212	38.272	29.350	220.4
8	**2'03.137**	30.154	24.926	38.488	29.569	210.9
9	**2'03.055**	29.757	24.898	38.632	29.768	220.4
10	**2'04.185**	30.672	25.236	38.715	29.562	211.3
11	**2'03.372**	29.892	24.974	38.925	29.581	222.2
12	**2'03.493**	29.840	25.041	38.815	29.797	216.4
13	**2'04.376**	30.362	25.205	39.088	29.721	215.5
14	**2'04.934**	29.819	25.450	39.222	30.443	214.7
15	**2'02.910**	30.057	24.930	38.195	29.728	216.8

7th 27 Rico SALMELA — Red Bull MotoGP Roo FIN

Lap	Lap Time	T1	T2	T3	T4	Speed
1	2'12.861	38.713	25.798	39.012	29.338	175.6
2	**2'04.451**	30.571	25.375	38.693	29.812	221.3
3	2'03.980 *	30.31*	25.233	38.734	29.697	225.4
4	**2'03.426**	30.372	25.238	38.457	29.359	216.8
5	**2'03.389**	30.242	25.194	38.605	29.348	215.1
6	**2'03.529**	30.331	25.085	38.614	29.499	214.2
7	**2'03.171**	30.043	25.106	38.434	29.588	219.5
8	**2'03.113**	30.325	25.145	38.392	29.251	219.0
9	**2'03.262**	30.193	25.301	38.391	29.377	221.3
10	**2'04.111**	30.278	25.762	38.449	29.622	218.6
11	**2'03.378**	30.156	25.489	38.496	29.237	216.0
12	**2'03.687**	30.362	25.158	38.814	29.353	222.2
13	2'04.347 *	30.49*	25.730	38.728	29.392	226.8
14	**2'04.529**	30.284	25.186	38.853	30.206	227.3
15	**2'02.974**	29.982	25.300	38.430	29.262	226.8

8th 18 Angel PIQUERAS — Red Bull MotoGP Roo SPA

Lap	Lap Time	T1	T2	T3	T4	Speed
1	2'12.534	37.874	25.705	39.231	29.724	168.4
2	**2'04.619**	30.776	25.399	38.697	29.747	211.3
3	**2'03.924**	30.287	25.012	38.932	29.693	222.2
4	**2'03.204**	29.996	25.185	38.514	29.509	218.1
5	**2'03.275**	30.078	24.987	38.673	29.537	210.9
6	**2'03.417**	30.061	24.873	38.801	29.682	209.3
7	**2'03.194**	30.309	24.966	38.363	29.556	208.8
8	**2'03.153**	30.560	24.993	38.348	29.252	209.7
9	**2'03.477**	30.466	24.993	38.539	29.479	216.4
10	**2'03.699**	30.207	24.914	39.088	29.490	212.1
11	**2'03.465**	29.710	25.032	39.167	29.556	219.9
12	**2'03.591**	30.209	25.104	38.726	29.552	213.0
13	**2'04.273**	30.032	25.333	39.036	29.872	215.5
14	**2'05.105**	30.705	25.382	38.909	30.109	210.5
15	2'03.503 *	30.32*	25.405	38.488	29.290	216.4

9th 69 Marcos RUDA — Red Bull MotoGP Roo SPA

Lap	Lap Time	T1	T2	T3	T4	Speed
1	2'14.884	39.306	26.398	39.241	29.939	180.0
2	**2'03.994**	29.891	25.504	38.877	29.722	219.9
3	**2'03.515**	29.820	25.380	38.943	29.372	217.3
4	**2'03.336**	29.683	25.389	38.793	29.471	226.4
5	**2'03.064**	29.560	25.255	38.797	29.452	221.3
6	**2'04.093**	30.120	25.466	38.854	29.653	222.6
7	**2'03.068**	29.626	25.172	38.882	29.388	218.6
8	**2'02.984**	29.540	25.209	38.734	29.501	220.8
9	2'03.364 *	29.71*	25.299	38.845	29.501	216.0
10	**2'03.523**	29.608	25.574	39.226	29.115	217.3
11	**2'03.032**	29.728	25.314	38.794	29.196	218.6
12	**2'03.182**	30.022	25.150	38.874	29.136	227.8
13	2'04.339 *	30.209	25.283	39.249*	29.598	224.5
14	**2'04.493**	30.373	25.173	38.623	30.324	223.1
15	**2'03.742**	30.450	25.270	38.687	29.335	213.8

10th 93 Fadillah ADITAMA — Red Bull MotoGP Roo INA

Lap	Lap Time	T1	T2	T3	T4	Speed
1	2'13.683	38.772	26.117	39.259	29.535	176.1
2	2'04.134 *	30.32*	25.382	38.805	29.623	221.7
3	**2'04.013**	30.060	25.557	38.802	29.594	218.6
4	**2'03.918**	30.122	25.433	38.736	29.627	219.0
5	**2'03.444**	29.839	25.202	38.897	29.506	221.3
6	**2'03.838**	29.839	26.053	38.516	29.430	220.4
7	**2'03.312**	29.811	25.080	39.053	29.368	218.6
8	2'02.931 *	29.69*	25.259	38.518	29.461	219.5
9	**2'03.299**	29.881	25.105	38.727	29.586	216.0
10	**2'03.194**	29.731	25.356	38.635	29.472	217.3
11	**2'03.852**	29.864	25.678	38.677	29.633	220.8
12	**2'03.169**	30.047	25.140	38.626	29.356	216.4
13	2'04.245 *	29.93*	25.544	39.134	29.633	221.7
14	2'04.128 *	30.28*	25.333	38.608	29.902	219.9
15	**2'03.860**	30.345	25.385	38.751	29.379	222.2

11th 14 Cormac BUCHANA — Red Bull MotoGP Roo NZE

Lap	Lap Time	T1	T2	T3	T4	Speed
1	2'14.144	39.373	26.051	39.161	29.559	180.0
2	2'03.991 *	30.16*	25.457	38.758	29.608	223.1
3	2'03.721 *	29.83*	25.519	38.879	29.490	219.9
4	**2'04.172**	30.094	25.626	38.793	29.659	219.0
5	2'03.330 *	29.68*	25.162	38.904	29.577	220.4
6	**2'03.481**	29.746	25.591	38.634	29.510	222.2
7	**2'03.686**	30.075	25.119	39.071	29.421	213.0
8	**2'02.788**	29.571	25.295	38.527	29.395	222.2
9	**2'02.484**	29.901	25.104	38.169	29.310	215.1
10	**2'03.499**	29.719	25.590	38.433	29.757	212.5
11	**2'03.213**	30.099	25.123	38.626	29.365	217.7
12	**2'03.569**	29.767	25.195	38.753	29.854	219.0
13	**2'04.522**	31.056	25.867	38.257	29.342	220.8
14	**2'04.680**	30.932	25.538	38.562	29.648	218.6
15	**2'03.786**	30.435	25.291	38.750	29.310	219.0

12th 81 Lorenz LUCIANO — Red Bull MotoGP Roo BEL

Lap	Lap Time	T1	T2	T3	T4	Speed
1	2'14.837	39.497	26.371	39.179	29.790	179.7
2	**2'04.497**	30.313	25.514	38.968	29.702	216.8

Fastest Lap: Lorenz LUCIANO — Red Bull MotoGP Roo BEL — **2'02.444** — 29.769 — 25.249 — 38.284 — 29.142

DORNA DATA PROCESSING -TIMING SERVICE DORNA DATA PROCESSING TIMING SERVICE DORNA DATA PROCESSING TIMING SERVICE DORNA DATA PROCESSING TIMING SERVICE DORNA DATA PROCESSING TIMING SERVICE DORNA DATA PROCESSING TIMING SERVICE DORNA DATA PROCESSING TIMING SERVICE DORNA DATA PROCCEESSS

Lap	Lap Time		T1	T2	T3	T4	Speed
3	**2'03.378**		29.883	25.358	38.748	29.389	217.7
4	**2'03.774**		30.027	25.479	38.948	29.320	219.9
5	**2'02.924**		30.046	25.147	38.599	29.132	219.0
6	**2'03.536**		29.921	25.491	38.605	29.519	222.2
7	2'02.564	*	29.69!*	25.176	38.426	29.263	219.0
8	**2'02.444**		29.769	25.249	38.284	29.142	219.0
9	**2'03.002**		30.013	25.339	38.310	29.340	220.4
10	**2'03.895**		30.346	25.696	38.401	29.452	218.1
11	**2'03.737**		30.495	25.155	38.735	29.352	219.5
12	**2'03.657**		30.064	25.290	38.566	29.737	224.5
13	2'03.782	*	30.25.*	25.527	38.544	29.460	223.6
14	**2'04.578**		30.135	25.176	39.043	30.224	216.0
15	**2'04.630**		30.511	25.346	38.621	30.152	209.3

13th 57 Danial SHAHRIL — Red Bull MotoGP Roo MAL

Lap	Lap Time		T1	T2	T3	T4	Speed
1	2'12.554		38.391	25.522	39.096	29.545	170.6
2	**2'03.857**		30.077	25.201	38.744	29.835	216.0
3	**2'04.164**		30.352	25.200	38.810	29.802	208.8
4	**2'04.451**		30.994	25.241	38.685	29.531	205.3
5	**2'03.806**		30.341	25.345	38.722	29.398	220.4
6	**2'03.093**		30.096	25.178	38.498	29.321	222.2
7	**2'03.026**		30.215	25.129	38.503	29.179	222.2
8	**2'02.744**		30.110	25.130	38.299	29.205	221.7
9	**2'03.188**		30.316	25.172	38.339	29.361	222.2
10	**2'03.659**		30.184	25.144	38.625	29.706	219.5
11	**2'03.829**		30.699	25.102	38.658	29.370	218.1
12	**2'03.746**		30.593	25.136	38.630	29.387	219.5
13	**2'04.347**		30.385	25.624	38.834	29.504	218.1
14	**2'04.903**		30.979	25.660	38.814	29.450	222.2
15	**2'04.109**		30.399	25.696	38.522	29.492	217.3

14th 78 Jakob ROSENTHAL — Red Bull MotoGP Roo AUT

Lap	Lap Time		T1	T2	T3	T4	Speed
1	2'14.948		39.460	26.470	39.425	29.593	180.6
2	**2'04.068**		30.023	25.446	39.115	29.484	221.7
3	**2'03.667**		30.022	25.238	38.975	29.432	220.4
4	**2'03.821**		29.966	25.449	38.954	29.452	220.8
5	2'03.722	*	30.180	25.252	38.889	29.401*	219.5
6	**2'03.437**		29.905	25.313	38.830	29.389	217.3
7	**2'03.001**		29.840	25.042	38.800	29.319	220.4
8	**2'03.058**		29.742	25.330	38.668	29.318	223.1
9	**2'03.096**		29.855	25.143	38.607	29.491	220.4
10	**2'03.410**		29.789	25.208	38.988	29.425	221.3
11	**2'03.563**		29.717	25.527	39.016	29.303	219.5
12	**2'03.294**		29.761	25.161	39.106	29.266	219.5
13	2'04.120	*	30.00*	25.800	38.777	29.536	219.0
14	**2'04.279**		29.970	25.298	39.083	29.928	225.0
15	**2'04.512**		30.425	25.655	38.963	29.469	226.8

15th 21 Demis MIHAILA — Red Bull MotoGP Roo ITA

Lap	Lap Time		T1	T2	T3	T4	Speed
1	2'13.991		39.256	25.934	39.087	29.714	169.5
2	**2'03.544**		30.136	25.282	38.276	29.850	217.7
3	2'03.322	*	30.00!*	25.142*	38.477	29.698	221.3
4	**2'03.321**		29.719	24.985	38.834	29.783	218.1
5	2'03.910	*	30.60!*	25.278	38.368	29.664	205.3
6	**2'03.625**		30.461	25.020	38.440	29.704	216.0
7	**2'02.944**		30.088	25.008	38.329	29.519	216.0
8	2'02.652	*	29.599	24.956	38.479*	29.618	218.6
9	**2'03.278**		30.247	24.707	38.678	29.646	216.4
10	**2'04.127**		30.579	25.265	38.747	29.536	211.7
11	**2'03.503**		29.967	24.910	39.118	29.508	219.0
12	**2'03.560**		29.630	25.175	39.085	29.670	219.5
13	2'04.693	*	30.269	25.209	39.396	29.819*	216.8
14	**2'05.023**		30.438	25.102	38.888	30.595	225.0
15	**2'06.785**		30.161	25.260	41.440	29.924	224.0

16th 42 Soma GÖRBE — Red Bull MotoGP Roo HUN

Lap	Lap Time		T1	T2	T3	T4	Speed
1	2'13.264		39.026	25.869	38.813	29.556	172.8
2	**2'04.390**		30.598	25.309	38.930	29.553	214.7
3	**2'04.547**		30.164	25.815	38.951	29.617	216.0
4	**2'03.757**		29.962	25.753	38.601	29.441	213.8
5	2'03.424	*	30.12!*	25.155	38.689	29.460	216.0
6	**2'03.993**		30.062	25.563	38.903	29.465	216.8
7	**2'03.239**		29.917	25.008	38.893	29.421	214.7
8	2'02.914	*	29.81!*	25.214	38.477	29.407	218.6
9	**2'03.008**		29.824	25.273	38.508	29.403	216.8
10	**2'03.269**		29.827	25.430	38.682	29.330	213.0
11	2'03.943	*	29.931	25.557*	39.071	29.384	215.1
12	**2'03.524**		30.009	25.241	38.902	29.372	216.0
13	**2'03.884**		29.872	25.886	38.868	29.258	217.7
14	2'04.502	*	30.24!*	25.516	38.916	29.824	218.6
015	**2'04.041**		30.307	25.622	38.744	29.368	213.8

17th 48 Gabin PLANQUES — Red Bull MotoGP Roo FRA

Lap	Lap Time		T1	T2	T3	T4	Speed
1	2'14.095		38.989	26.188	39.305	29.613	173.3
2	**2'04.011**		30.135	25.393	38.804	29.679	221.7
3	**2'04.319**		30.109	25.634	38.983	29.593	216.0
4	**2'03.860**		29.997	25.578	38.757	29.528	219.9
5	**2'03.561**		30.090	25.051	38.668	29.752	218.6
6	**2'03.743**		29.910	25.602	38.694	29.537	215.5
7	**2'03.666**		30.118	25.066	38.864	29.618	215.5
8	**2'03.325**		29.878	25.159	38.628	29.660	213.4
9	**2'03.690**		30.021	25.097	38.644	29.928	210.5
10	**2'03.871**		30.078	25.133	38.743	29.917	209.7
11	**2'04.663**		30.199	25.235	38.964	30.265	207.6
12	**2'05.292**		30.366	25.391	39.272	30.263	206.8
13	**2'05.472**		30.445	25.463	39.081	30.483	203.0
14	**2'05.969**		30.619	25.520	39.428	30.402	203.7
15	**2'05.937**		30.442	25.566	39.295	30.634	205.3

18th 11 Ruché MOODLEY — Red Bull MotoGP Roo RSA

Lap	Lap Time		T1	T2	T3	T4	Speed
1	2'16.310		39.838	26.567	39.971	29.934	182.7
2	**2'05.015**		30.262	25.622	39.201	29.930	219.0
3	**2'04.637**		30.195	25.524	39.122	29.796	216.8
4	**2'04.723**		30.173	25.643	39.132	29.775	219.5
5	**2'04.410**		29.878	25.478	39.107	29.947	218.1
6	**2'04.618**		30.160	25.457	39.113	29.888	213.0

Fastest Lap: Lorenz LUCIANO — Red Bull MotoGP Roo BEL — **2'02.444** — 29.769 — 25.249 — 38.284 — 29.142

DORNA DATA PROCESSING ,TIMING SERVICE DORNA DATA PROCESSING TIMING SERVICE DORNA DATA PROCESSING TIMING SERVICE DORNA DATA PROCESSING TIMING SERVICE DORNA DATA PROCESSING TIMING SERVICE DORNA DATA PROCESSING TIMING SERVICE DORNA DATA PROCESSING TIMING SERVICE DORNA DATA PROCCEESSS

Lap	Lap Time	T1	T2	T3	T4	Speed
7	**2'04.814**	30.047	25.483	39.246	30.038	212.1
8	**2'04.938**	30.078	25.416	39.520	29.924	213.8
9	**2'04.935**	30.129	25.493	39.315	29.998	212.1
10	**2'05.125**	30.244	25.477	39.359	30.045	211.7
11	**2'05.771**	30.658	25.626	39.665	29.822	210.9
12	**2'04.849**	29.971	25.472	39.313	30.093	213.0
13	**2'05.391**	30.581	25.624	39.520	29.666	211.7
14	**2'04.891**	30.275	25.493	39.309	29.814	216.0
15	**2'05.000**	30.066	25.628	39.284	30.022	213.4

19th 55 Alex VENTURINI — Red Bull MotoGP Roo — ITA

Lap	Lap Time	T1	T2	T3	T4	Speed
1	2'16.151	40.288	26.435	39.533	29.895	176.7
2	**2'05.396**	30.306	25.607	39.727	29.756	216.4
3	**2'04.469**	30.142	25.464	39.089	29.774	216.8
4	**2'04.761**	30.181	25.677	39.123	29.780	216.8
5	**2'04.629**	30.195	25.489	39.134	29.811	215.1
6	**2'04.704**	30.319	25.498	39.273	29.614	212.1
7	**2'04.927**	29.934	25.526	39.435	30.032	217.7
8	**2'05.015**	30.431	25.414	39.239	29.931	208.8
9	**2'04.703**	30.484	25.422	38.957	29.840	207.6
10	**2'04.882**	30.028	25.484	39.401	29.969	213.8
11	**2'05.584**	30.368	25.586	39.458	30.172	214.7
12	2'05.085 *	30.40 *	25.433	39.280	29.966	206.8
13	**2'04.839**	30.153	25.481	39.258	29.947	212.5
14	**2'05.275**	30.224	25.451	39.399	30.201	210.9
15	**2'05.074**	30.155	25.630	39.288	30.001	213.4

20th 12 Jacob ROULSTONE — Red Bull MotoGP Roo — AUS

Lap	Lap Time	T1	T2	T3	T4	Speed
1	2'15.523	39.749	26.365	39.611	29.798	183.3
2	**2'04.964**	30.231	25.481	39.373	29.879	217.7
3	**2'05.034**	30.389	25.494	39.222	29.929	213.8
4	**2'04.969**	30.480	25.490	39.088	29.911	211.3
5	**2'04.970**	30.424	25.680	39.262	29.604	209.7
6	**2'04.483**	30.195	25.401	39.032	29.855	213.8
7	**2'05.103**	30.254	25.413	39.587	29.849	216.0
8	**2'05.014**	30.466	25.755	39.164	29.629	210.1
9	**2'04.633**	30.425	25.291	39.042	29.875	208.4
10	**2'04.996**	30.473	25.251	39.527	29.745	214.2
11	**2'05.526**	30.256	25.519	39.515	30.236	214.2
12	**2'05.156**	30.741	25.291	39.376	29.748	206.8
13	**2'05.184**	30.503	25.472	39.313	29.896	213.4
14	**2'05.138**	30.466	25.312	39.506	29.854	215.1
15	**2'04.825**	30.038	25.499	39.481	29.807	218.6

21st 2 Amaury MIZERA — Red Bull MotoGP Roo — FRA

Lap	Lap Time	T1	T2	T3	T4	Speed
1	2'16.776	39.985	26.606	40.049	30.136	181.2
2	**2'05.016**	30.156	25.653	39.331	29.876	218.6
3	**2'04.644**	30.199	25.644	38.929	29.872	217.3
4	**2'04.636**	30.186	25.531	38.998	29.921	216.4
5	**2'04.655**	30.132	25.603	39.189	29.731	217.7
6	**2'04.310**	30.257	25.452	38.955	29.646	217.3
7	**2'05.066**	30.289	25.569	39.402	29.806	213.4
8	**2'04.430**	29.897	25.292	39.116	30.125	213.4
9	**2'05.161**	30.334	25.375	39.269	30.183	209.3
10	2'05.205 *	30.55 *	25.455	39.342	29.850	212.1
11	**2'05.401**	30.374	25.726	39.257	30.044	216.8
12	2'04.857 *	30.20 *	25.443	39.220	29.990	210.1
13	**2'04.850**	30.145	25.440	38.998	30.267	212.1
14	**2'05.348**	30.519	25.451	39.362	30.016	205.3
15	**2'05.221**	30.516	25.744	39.191	29.770	209.7

22nd 67 Casey O'GORMAN — Red Bull MotoGP Roo — IRL

Lap	Lap Time	T1	T2	T3	T4	Speed
1	2'42.068	1'01.795	28.855	40.306	31.112	172.5
2	**2'07.234**	31.550	25.864	39.236	30.584	197.4
3	**2'06.164**	31.114	25.481	39.111	30.458	197.0
4	**2'05.151**	30.697	25.367	38.743	30.344	198.1
5	**2'04.939**	30.577	25.320	38.792	30.250	197.0
6	**2'04.910**	30.649	25.194	38.751	30.316	196.3
7	**2'04.983**	30.563	25.244	38.946	30.230	197.8
8	**2'04.875**	30.513	25.235	38.757	30.370	198.8
9	**2'05.073**	30.566	25.165	38.825	30.517	197.4
10	**2'04.470**	30.575	25.266	38.452	30.177	197.0
11	2'04.647 *	30.48 *	25.109	38.799	30.258	197.8
12	**2'04.149**	30.342	24.952	38.542	30.313	199.6
13	**2'04.731**	30.532	25.227	38.633	30.339	197.4
14	**2'04.986**	30.568	25.146	38.814	30.458	197.4
15	**2'06.143**	30.557	25.486	39.195	30.905	199.6

23rd 28 Máximo QUILES — Red Bull MotoGP Roo — SPA

Lap	Lap Time	T1	T2	T3	T4	Speed
1	2'13.269	39.190	25.890	38.957	29.232	180.6
2	**2'03.956**	30.347	25.362	38.621	29.626	216.4
3	**2'03.946**	30.305	25.232	38.731	29.678	222.6
4	**2'03.907**	30.601	25.453	38.521	29.332	219.5
5	**2'03.251**	30.035	25.272	38.768	29.176	220.8
6	**2'03.263**	29.974	25.132	38.413	29.744	220.8
7	**2'03.323**	30.404	25.151	38.412	29.356	216.4
8	**2'02.599**	29.958	25.084	38.294	29.263	224.5
9	**2'03.259**	30.188	24.866	38.635	29.570	223.1
10	**2'04.002**	30.627	25.395	38.671	29.309	213.8
11	**2'03.346**	30.059	25.170	38.607	29.510	224.5
12	**2'03.930**	30.365	25.315	38.616	29.634	218.1
13	**2'04.493**	30.613	25.854	38.622	29.404	221.7
14	**2'04.797**	30.402	25.148	38.862	30.385	225.9
	unfinished	30.066	25.366	38.633		227.8

24th 10 Guillermo MORENO — Red Bull MotoGP Roo — MEX

Lap	Lap Time	T1	T2	T3	T4	Speed
1	2'16.869	40.085	26.724	40.017	30.043	181.2
2	2'05.794 *	30.37 *	25.638	39.671	30.115	217.3
3	**2'06.799**	30.664	25.764	39.792	30.579	208.8
4	**2'07.465**	30.945	25.898	39.923	30.699	206.1
5	**2'07.463**	30.905	25.957	40.031	30.570	203.7
6	**2'07.135**	30.819	25.920	39.844	30.552	203.3
7	**2'07.345**	30.940	25.891	39.978	30.536	201.8
8	**2'07.261**	30.902	25.665	40.051	30.643	204.9
	unfinished	30.830	25.681			201.8

Fastest Lap:	Lorenz LUCIANO	Red Bull MotoGP Roo	BEL	**2'02.444**	29.769	25.249	38.284	29.142

DORNA DATA PROCESSING ,TIMING SERVICE DORNA DATA PROCESSING TIMING SERVICE DORNA DATA PROCESSING TIMING SERVICE DORNA DATA PROCESSING TIMING SERVICE DORNA DATA PROCESSING TIMING SERVICE DORNA DATA PROCESSING TIMING SERVICE DORNA DATA PROCESSING TIMING SERVICE DORNA DATA PROCCEESSS

mo Internazionale del

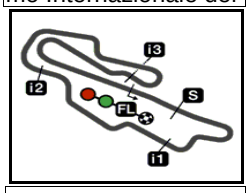

5245 m.

Results and timing service provided by TISSOT

RookiesCup

GRAN PREMIO D'ITALIA OAKLEY
Official Starting Grid

Race : 15 laps = 78.675 km

1	**3** 2'01.394 **58 Luca LUNETTA** KTM	**2** 2'01.301 **18 Angel PIQUERAS** KTM	**1** 2'01.129 **77 Filippo FARIOLI** KTM
2	**6** 2'01.986 **21 Demis MIHAILA** KTM	**5** 2'01.947 **95 Collin VEIJER** KTM	**4** 2'01.566 **99 José RUEDA** KTM
3	**9** 2'02.215 **27 Rico SALMELA** KTM	**8** 2'02.210 **57 Danial SHAHRIL** KTM	**7** 2'02.114 **67 Casey O'GORMAN** KTM
4	**12** 2'02.373 **93 Fadillah ADITAMA** KTM	**11** 2'02.357 **5 Tatchakorn BUASRI** KTM	**10** 2'02.230 **42 Soma GÖRBE** KTM
5	**15** 2'02.777 **81 Lorenz LUCIANO** KTM	**14** 2'02.510 **8 Eddie O'SHEA** KTM	**13** 2'02.405 **48 Gabin PLANQUES** KTM
6	**18** 2'02.937 **14 Cormac BUCHANAN** KTM	**17** 2'02.886 **28 Máximo QUILES** KTM	**16** 2'02.862 **69 Marcos RUDA** KTM
7	**21** 2'03.460 **12 Jacob ROULSTONE** KTM	**20** 2'03.104 **11 Ruché MOODLEY** KTM	**19** 2'02.990 **78 Jakob ROSENTHALER** KTM
8	**24** 2'04.502 **10 Guillermo MORENO** KTM	**23** 2'04.054 **55 Alex VENTURINI** KTM	**22** 2'03.566 **2 Amaury MIZERA** KTM

The results are provisional until the end of the limit for protest and appeals and until the ratification of the Event Management Committee.

Time limit for protest expires 60' at the latest after publication of the results - . ..... Time: .....

DORNA DATA PROCESSING TIMING SERVICE DORNA DATA PROCESSING TIMING SERVICE DORNA DATA PROCESSING TIMING SERVICE DORNA DATA PROCESSING TIMING SERVICE DORNA DATA PROCESSING TIMING SERVICE DORNA DATA PROCESSING TIMING SERVICE DORNA DATA PROCESSING TIMING SERVICE DORNA DATA PROCCEESSS

Mugello, Sunday, May 29, 2022

mo Internazionale del

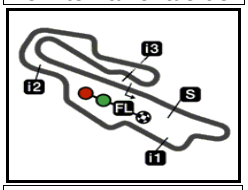

5245 m.

Results and timing service provided by TISSOT

RookiesCup

GRAN PREMIO D'ITALIA OAKLEY

Race Nr. 2

Lap Chart

Pos	1	2	3	4	5	6	7	8	9	10	11	12	13	14	15	16	17	18	19	20	21	22	23	24
Grid	77	18	58	99	95	21	67	57	27	42	5	93	48	8	81	69	28	14	78	11	12	2	55	10
1	77	99	58	5	18	57	95	8	27	42	28	93	21	48	14	81	69	78	12	55	11	2	10	67
2	77	57	99	95	58	5	8	18	28	27	21	42	93	48	14	69	78	81	12	11	55	2	10	67
3	95	58	57	5	99	77	21	8	18	28	27	93	14	42	69	48	78	81	12	11	55	2	10	67
4	21	95	58	77	18	5	99	8	27	57	28	69	93	42	14	48	81	78	12	11	55	2	10	67
5	5	18	58	77	99	95	21	27	8	28	69	57	93	14	42	81	48	78	11	55	12	2	10	67
6	77	58	18	5	95	8	99	28	27	21	57	14	69	81	93	42	48	78	11	12	2	55	10	67
7	95	5	58	18	77	8	99	21	27	28	57	81	69	93	14	42	78	48	11	55	12	2	10	67
8	95	77	5	8	58	21	18	99	28	57	27	81	69	93	14	42	78	48	11	2	55	12	10	67
9	5	95	77	99	21	58	8	28	18	57	81	27	14	69	42	93	78	48	11	12	2	55	67	
10	95	77	58	5	18	57	8	99	21	28	81	27	14	93	42	69	78	48	11	55	12	2	67	
11	58	77	5	95	18	99	28	21	8	57	14	81	27	69	93	42	78	48	12	55	11	2	67	
12	95	5	58	18	99	21	8	69	28	77	14	57	81	27	93	78	42	48	11	2	55	12	67	
13	95	18	58	99	81	5	8	77	69	57	21	28	14	27	93	42	78	48	2	55	11	12	67	
14	5	58	81	95	77	99	69	8	18	93	27	14	28	57	78	21	42	48	2	55	11	12	67	
15	95	77	5	8	58	99	27	18	69	93	14	81	57	42	78	21	48	11	55	12	2	67		

Laps

Winner Lapped rider

DORNA DATA PROCESSING TIMING SERVICE DORNA DATA PROCESSING TIMING SERVICE DORNA DATA PROCESSING TIMING SERVICE DORNA DATA PROCESSING TIMING SERVICE DORNA DATA PROCESSING TIMING SERVICE DORNA DATA PROCESSING TIMING SERVICE DORNA DATA PROCESSING TIMING SERVICE DORNA DATA PROCCEESSS

Mugello, Sunday, May 29, 2022

mo Internazionale del

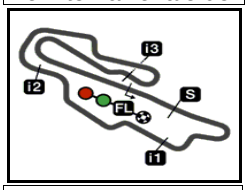

5245 m.

Results and timing service provided by TISSOT

RookiesCup

GRAN PREMIO D'ITALIA OAKLEY

Race Nr. 2

Fastest Lap of Each Rider

		Rider	Nation	Team	Motorcycle	Time	Lap	Total	Gap	
1	81	**Lorenz LUCIANO**	BEL	Red Bull MotoGP Rookies Cup	KTM	**2'02.444**	8	15		
2	14	**Cormac BUCHANAN**	NZE	Red Bull MotoGP Rookies Cup	KTM	**2'02.484**	9	15	0.040	0.040
3	77	**Filippo FARIOLI**	ITA	Red Bull MotoGP Rookies Cup	KTM	**2'02.491**	8	15	0.047	0.007
4	28	**Máximo QUILES**	SPA	Red Bull MotoGP Rookies Cup	KTM	**2'02.599**	8	14	0.155	0.108
5	95	**Collin VEIJER**	NED	Red Bull MotoGP Rookies Cup	KTM	**2'02.670**	8	15	0.226	0.071
6	8	**Eddie O'SHEA**	GBR	Red Bull MotoGP Rookies Cup	KTM	**2'02.704**	15	15	0.260	0.034
7	57	**Danial SHAHRIL**	MAL	Red Bull MotoGP Rookies Cup	KTM	**2'02.744**	8	15	0.300	0.040
8	5	**Tatchakorn BUASRI**	THA	Red Bull MotoGP Rookies Cup	KTM	**2'02.747**	8	15	0.303	0.003
9	99	**José RUEDA**	SPA	Red Bull MotoGP Rookies Cup	KTM	**2'02.749**	7	15	0.305	0.002
10	21	**Demis MIHAILA**	ITA	Red Bull MotoGP Rookies Cup	KTM	**2'02.944**	7	15	0.500	0.195
11	27	**Rico SALMELA**	FIN	Red Bull MotoGP Rookies Cup	KTM	**2'02.974**	15	15	0.530	0.030
12	69	**Marcos RUDA**	SPA	Red Bull MotoGP Rookies Cup	KTM	**2'02.984**	8	15	0.540	0.010
13	58	**Luca LUNETTA**	ITA	Red Bull MotoGP Rookies Cup	KTM	**2'02.997**	8	15	0.553	0.013
14	78	**Jakob ROSENTHALER**	AUT	Red Bull MotoGP Rookies Cup	KTM	**2'03.001**	7	15	0.557	0.004
15	42	**Soma GÖRBE**	HUN	Red Bull MotoGP Rookies Cup	KTM	**2'03.008**	9	15	0.564	0.007
16	18	**Angel PIQUERAS**	SPA	Red Bull MotoGP Rookies Cup	KTM	**2'03.153**	8	15	0.709	0.145
17	93	**Fadillah ADITAMA**	INA	Red Bull MotoGP Rookies Cup	KTM	**2'03.169**	12	15	0.725	0.016
18	48	**Gabin PLANQUES**	FRA	Red Bull MotoGP Rookies Cup	KTM	**2'03.325**	8	15	0.881	0.156
19	67	**Casey O'GORMAN**	IRL	Red Bull MotoGP Rookies Cup	KTM	**2'04.149**	12	15	1.705	0.824
20	2	**Amaury MIZERA**	FRA	Red Bull MotoGP Rookies Cup	KTM	**2'04.310**	6	15	1.866	0.161
21	11	**Ruché MOODLEY**	RSA	Red Bull MotoGP Rookies Cup	KTM	**2'04.410**	5	15	1.966	0.100
22	55	**Alex VENTURINI**	ITA	Red Bull MotoGP Rookies Cup	KTM	**2'04.469**	3	15	2.025	0.059
23	12	**Jacob ROULSTONE**	AUS	Red Bull MotoGP Rookies Cup	KTM	**2'04.483**	6	15	2.039	0.014
24	10	**Guillermo MORENO**	MEX	Red Bull MotoGP Rookies Cup	KTM	**2'06.799**	3	8	4.355	2.316

DORNA DATA PROCESSING ,TIMING SERVICE DORNA DATA PROCESSING TIMING SERVICE DORNA DATA PROCESSING TIMING SERVICE DORNA DATA PROCESSING TIMING SERVICE DORNA DATA PROCESSING TIMING SERVICE DORNA DATA PROCESSING TIMING SERVICE DORNA DATA PROCESSING TIMING SERVICE DORNA DATA PROCCEESSS

Mugello, Sunday, May 29, 2022

mo Internazionale del

Results and timing service provided by TISSOT

RookiesCup

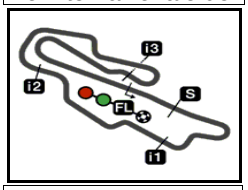

5245 m.

GRAN PREMIO D'ITALIA OAKLEY

Race Nr. 2

Analysis by Lap

Num Lap Time Gap

Lap 1

77	2'12.201	
99	2'12.268	0.067
58	2'12.340	0.139
5	2'12.344	0.143
18	2'12.534	0.333
57	2'12.554	0.353
95	2'12.594	0.393
8	2'12.631	0.430
27	2'12.861	0.660
42	2'13.264	1.063
28	2'13.269	1.068
93	2'13.683	1.482
21	2'13.991	1.790
48	2'14.095	1.894
14	2'14.144	1.943
81	2'14.837	2.636
69	2'14.884	2.683
78	2'14.948	2.747
12	2'15.523	3.322
55	2'16.151	3.950
11	2'16.310	4.109
2	2'16.776	4.575
10	2'16.869	4.668
67	2'42.068	29.867

Lap 2

77	2'04.203	
57	2'03.857	0.007
99	2'04.169	0.033
95	2'03.874	0.064
58	2'04.260	0.196
5	2'04.293	0.233
8	2'04.224	0.451
18	2'04.619	0.749
28	2'03.956	0.821
27	2'04.451	0.908
21	2'03.544	1.131
42	2'04.390	1.250
93	2'04.134	1.413
48	2'04.011	1.702
14	2'03.991	1.731
69	2'03.994	2.474
78	2'04.068	2.612
81	2'04.497	2.930
12	2'04.964	4.083
11	2'05.015	4.921
55	2'05.396	5.143
2	2'05.016	5.388
10	2'05.794	6.259
67	2'07.234	32.898

Lap 3

95	2'04.052	
58	2'03.931	0.011
57	2'04.164	0.055
5	2'04.007	0.124
99	2'04.213	0.130
77	2'04.355	0.239
21	2'03.322	0.337
8	2'04.110	0.445
18	2'03.924	0.557
28	2'03.946	0.651
27	2'03.980	0.772
93	2'04.013	1.310
14	2'03.721	1.336
42	2'04.547	1.681
69	2'03.515	1.873
48	2'04.319	1.905
78	2'03.667	2.163
81	2'03.378	2.192
12	2'05.034	5.001
11	2'04.637	5.442
55	2'04.469	5.496
2	2'04.644	5.916
10	2'06.799	8.942
67	2'06.164	34.946

Lap 4

21	2'03.321	
95	2'03.658	
58	2'03.671	0.024
77	2'03.503	0.084
18	2'03.204	0.103
5	2'03.777	0.243
99	2'03.775	0.247
8	2'03.695	0.482
27	2'03.426	0.540
57	2'04.451	0.848
28	2'03.907	0.900
69	2'03.336	1.551
93	2'03.918	1.570
42	2'03.757	1.780
14	2'04.172	1.850
48	2'03.860	2.107
81	2'03.774	2.308
78	2'03.821	2.326
12	2'04.969	6.312
11	2'04.723	6.507
55	2'04.761	6.599
2	2'04.636	6.894
10	2'07.465	12.749
67	2'05.151	36.439

Lap 5

5	2'03.106	
18	2'03.275	0.029
58	2'03.484	0.159
77	2'03.469	0.204
99	2'03.459	0.357
95	2'03.869	0.520
21	2'03.910	0.561
27	2'03.389	0.580
8	2'03.499	0.632
28	2'03.251	0.802
69	2'03.064	1.266
57	2'03.806	1.305
93	2'03.444	1.665
14	2'03.330	1.831
42	2'03.424	1.855
81	2'02.924	1.883
48	2'03.561	2.319
78	2'03.722	2.699
11	2'04.410	7.568
55	2'04.629	7.879
12	2'04.970	7.933
2	2'04.655	8.200
10	2'07.463	16.863
67	2'04.939	38.029

Lap 6

77	2'03.140	
58	2'03.257	0.072
18	2'03.417	0.102
5	2'03.565	0.221
95	2'03.096	0.272
8	2'03.361	0.649
99	2'03.678	0.691
28	2'03.263	0.721
27	2'03.529	0.765
21	2'03.625	0.842
57	2'03.093	1.054
14	2'03.481	1.968
69	2'04.093	2.015
81	2'03.536	2.075
93	2'03.838	2.159
42	2'03.993	2.504
48	2'03.743	2.718
78	2'03.437	2.792
11	2'04.618	8.842
12	2'04.483	9.072
2	2'04.310	9.166
55	2'04.704	9.239
10	2'07.135	20.654
67	2'04.910	39.595

Lap 7

95	2'02.927	
5	2'03.059	0.081
58	2'03.210	0.083
18	2'03.194	0.097
77	2'03.380	0.181
8	2'02.770	0.220
99	2'02.749	0.241
21	2'02.944	0.587
27	2'03.171	0.737
28	2'03.323	0.845
57	2'03.026	0.881
81	2'02.564	1.440
69	2'03.068	1.884
93	2'03.312	2.272
14	2'03.686	2.455
42	2'03.239	2.544
78	2'03.001	2.594
48	2'03.666	3.185
11	2'04.814	10.457
55	2'04.927	10.967
12	2'05.103	10.976
2	2'05.066	11.033
10	2'07.345	24.800
67	2'04.983	41.379

Lap 8

95	2'02.670	
77	2'02.491	0.002
5	2'02.747	0.158
8	2'02.820	0.370
58	2'02.997	0.410
21	2'02.652	0.569
18	2'03.153	0.580
99	2'03.137	0.708
28	2'02.599	0.774
57	2'02.744	0.955
27	2'03.113	1.180
81	2'02.444	1.214
69	2'02.984	2.198
93	2'02.931	2.533
14	2'02.788	2.573
42	2'02.914	2.788
78	2'03.058	2.982
48	2'03.325	3.840
11	2'04.938	12.725
2	2'04.430	12.793
55	2'05.015	13.312
12	2'05.014	13.320
10	2'07.261	29.391
67	2'04.875	43.584

Lap 9

5	2'03.455	
95	2'03.664	0.051
77	2'03.706	0.095
99	2'03.055	0.150
21	2'03.278	0.234
58	2'03.554	0.351
8	2'03.642	0.399
28	2'03.259	0.420
18	2'03.477	0.444
57	2'03.188	0.530
81	2'03.002	0.603
27	2'03.262	0.829
14	2'02.484	1.444
69	2'03.364	1.949
42	2'03.008	2.183
93	2'03.299	2.219
78	2'03.096	2.465
48	2'03.690	3.917
11	2'04.935	14.047
12	2'04.633	14.340
2	2'05.161	14.341
55	2'04.703	14.402
67	2'05.073	45.044

Lap 10

95	2'03.630	
77	2'03.614	0.028
58	2'03.466	0.136
5	2'03.820	0.139
18	2'03.699	0.462
57	2'03.659	0.508
8	2'03.828	0.546
99	2'04.185	0.654
21	2'04.127	0.680
28	2'04.002	0.741
81	2'03.895	0.817
27	2'04.111	1.259
14	2'03.499	1.262
93	2'03.194	1.732
42	2'03.269	1.771
69	2'03.523	1.791
78	2'03.410	2.194
48	2'03.871	4.107
11	2'05.125	15.491
55	2'04.882	15.603
12	2'04.996	15.655
2	2'05.205	15.865
67	2'04.470	45.833

Lap 11

58	2'03.535	
77	2'03.648	0.005
5	2'03.541	0.009
95	2'03.693	0.022
18	2'03.465	0.256
99	2'03.372	0.355
28	2'03.346	0.416
21	2'03.503	0.512
8	2'03.697	0.572
57	2'03.829	0.666
14	2'03.213	0.804
81	2'03.737	0.883
27	2'03.378	0.966
69	2'03.032	1.152
93	2'03.852	1.913
42	2'03.943	2.043
78	2'03.563	2.086
48	2'04.663	5.099
12	2'05.526	17.510
55	2'05.584	17.516
11	2'05.771	17.591
2	2'05.401	17.595
67	2'04.647	46.809

Lap 12

95	2'03.565	
5	2'03.625	0.047
58	2'03.837	0.250
18	2'03.591	0.260
99	2'03.493	0.261
21	2'03.560	0.485
8	2'03.556	0.541
69	2'03.182	0.747
28	2'03.930	0.759
77	2'04.343	0.761
14	2'03.569	0.786
57	2'03.746	0.825
81	2'03.657	0.953
27	2'03.687	1.066
93	2'03.169	1.495

Lapped rider

DORNA DATA PROCESSING TIMING SERVICE DORNA DATA PROCESSING TIMING SERVICE DORNA DATA PROCESSING TIMING SERVICE DORNA DATA PROCESSING TIMING SERVICE DORNA DATA PROCESSING TIMING SERVICE DORNA DATA PROCESSING TIMING SERVICE DORNA DATA PROCESSING TIMING SERVICE DORNA DATA PROCCEESSS

Num	Lap Time	Gap
78	2'03.294	1.793
42	2'03.524	1.980
48	2'05.292	6.804
11	2'04.849	18.853
2	2'04.857	18.865
55	2'05.085	19.014
12	2'05.156	19.079
67	2'04.149	47.371

Lap 13

95	2'04.529	
18	2'04.273	0.004
58	2'04.318	0.039
99	2'04.376	0.108
81	2'03.782	0.206
5	2'04.715	0.233
8	2'04.427	0.439
77	2'04.272	0.504
69	2'04.339	0.557
57	2'04.347	0.643
21	2'04.693	0.649
28	2'04.493	0.723
14	2'04.522	0.779
27	2'04.347	0.884
93	2'04.245	1.211
42	2'03.884	1.335
78	2'04.120	1.384
48	2'05.472	7.747
2	2'04.850	19.186
55	2'04.839	19.324
11	2'05.391	19.715
12	2'05.184	19.734
67	2'04.731	47.573

Lap 14

5	2'04.391	
58	2'04.668	0.083
81	2'04.578	0.160
95	2'04.851	0.227
77	2'04.520	0.400
99	2'04.934	0.418
69	2'04.493	0.426
8	2'04.614	0.429
18	2'05.105	0.485
93	2'04.128	0.715
27	2'04.529	0.789
14	2'04.680	0.835
28	2'04.797	0.896
57	2'04.903	0.922
78	2'04.279	1.039
21	2'05.023	1.048
42	2'04.502	1.213
48	2'05.969	9.092
2	2'05.348	19.910
55	2'05.275	19.975
11	2'04.891	19.982
12	2'05.138	20.248
67	2'04.986	47.935

Lap 15

95	2'02.755	
77	2'02.669	0.087
5	2'03.132	0.150
8	2'02.704	0.151
58	2'03.132	0.233
99	2'02.910	0.346
27	2'02.974	0.781
18	2'03.503	1.006
69	2'03.742	1.186
93	2'03.860	1.593
14	2'03.786	1.639
81	2'04.630	1.808
57	2'04.109	2.049
42	2'04.041	2.272
78	2'04.512	2.569
21	2'06.785	4.851
48	2'05.937	12.047
11	2'05.000	22.000
55	2'05.074	22.067
12	2'04.825	22.091
2	2'05.221	22.149
67	2'06.143	51.096

Lapped rider

DORNA DATA PROCESSING ,TIMING SERVICE DORNA DATA PROCESSING TIMING SERVICE DORNA DATA PROCESSING TIMING SERVICE DORNA DATA PROCESSING TIMING SERVICE DORNA DATA PROCESSING TIMING SERVICE DORNA DATA PROCESSING TIMING SERVICE DORNA DATA PROCESSING TIMING SERVICE DORNA DATA PROCCEESSS

mo Internazionale del

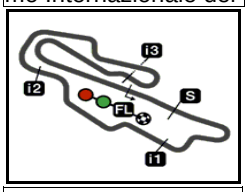

5245 m.

Results and timing service provided by TISSOT

RookiesCup

GRAN PREMIO D'ITALIA OAKLEY

After the **Race Nr. 2**

Event Best Maximum Speed

	Rider	Nation	Team	Motorcycle	Km/h	
69	**Marcos RUDA**	**SPA**	Red Bull MotoGP Rookies Cup	KTM	**227.8**	Race Nr. 2
28	**Máximo QUILES**	**SPA**	Red Bull MotoGP Rookies Cup	KTM	**227.8**	Race Nr. 2
27	**Rico SALMELA**	**FIN**	Red Bull MotoGP Rookies Cup	KTM	**227.3**	Race Nr. 2
78	**Jakob ROSENTHALER**	**AUT**	Red Bull MotoGP Rookies Cup	KTM	**226.8**	Race Nr. 2
21	**Demis MIHAILA**	**ITA**	Red Bull MotoGP Rookies Cup	KTM	**225.0**	Race Nr. 2
81	**Lorenz LUCIANO**	**BEL**	Red Bull MotoGP Rookies Cup	KTM	**224.5**	Race Nr. 2
77	**Filippo FARIOLI**	**ITA**	Red Bull MotoGP Rookies Cup	KTM	**223.6**	Race Nr. 2
14	**Cormac BUCHANAN**	**NZE**	Red Bull MotoGP Rookies Cup	KTM	**223.1**	Race Nr. 2
57	**Danial SHAHRIL**	**MAL**	Red Bull MotoGP Rookies Cup	KTM	**222.2**	Race Nr. 2
93	**Fadillah ADITAMA**	**INA**	Red Bull MotoGP Rookies Cup	KTM	**222.2**	Race Nr. 2
99	**José RUEDA**	**SPA**	Red Bull MotoGP Rookies Cup	KTM	**222.2**	Race Nr. 2
18	**Angel PIQUERAS**	**SPA**	Red Bull MotoGP Rookies Cup	KTM	**222.2**	Race Nr. 2
8	**Eddie O'SHEA**	**GBR**	Red Bull MotoGP Rookies Cup	KTM	**221.7**	Race Nr. 2
48	**Gabin PLANQUES**	**FRA**	Red Bull MotoGP Rookies Cup	KTM	**221.7**	Race Nr. 2
11	**Ruché MOODLEY**	**RSA**	Red Bull MotoGP Rookies Cup	KTM	**219.5**	Race Nr. 2
42	**Soma GÖRBE**	**HUN**	Red Bull MotoGP Rookies Cup	KTM	**218.6**	Race Nr. 2
2	**Amaury MIZERA**	**FRA**	Red Bull MotoGP Rookies Cup	KTM	**218.6**	Race Nr. 2
12	**Jacob ROULSTONE**	**AUS**	Red Bull MotoGP Rookies Cup	KTM	**218.6**	Race Nr. 2
95	**Collin VEIJER**	**NED**	Red Bull MotoGP Rookies Cup	KTM	**218.1**	Race Nr. 2
55	**Alex VENTURINI**	**ITA**	Red Bull MotoGP Rookies Cup	KTM	**217.7**	Race Nr. 2
10	**Guillermo MORENO**	**MEX**	Red Bull MotoGP Rookies Cup	KTM	**217.3**	Race Nr. 2
58	**Luca LUNETTA**	**ITA**	Red Bull MotoGP Rookies Cup	KTM	**216.0**	Race Nr. 2
5	**Tatchakorn BUASRI**	**THA**	Red Bull MotoGP Rookies Cup	KTM	**215.5**	Race Nr. 2
67	**Casey O'GORMAN**	**IRL**	Red Bull MotoGP Rookies Cup	KTM	**199.6**	Race Nr. 2

DORNA DATA PROCESSING -TIMING SERVICE DORNA DATA PROCESSING TIMING SERVICE DORNA DATA PROCESSING TIMING SERVICE DORNA DATA PROCESSING TIMING SERVICE DORNA DATA PROCESSING TIMING SERVICE DORNA DATA PROCESSING TIMING SERVICE DORNA DATA PROCESSING TIMING SERVICE DORNA DATA PROCCEESSS

Mugello, Sunday, May 29, 2022

mo Internazionale del

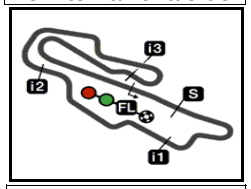

5245 m.

Results and timing service provided by TISSOT

After the **GRAN PREMIO D'ITALIA OAKLEY**

RookiesCup

2022 Riders Performance

(Qualifying Position - Starting Position - Race Position)

	Rider	*Points*	POR	POR	SPA	SPA	ITA	ITA	*GER*	*GER*	*AUT*	*AUT*	*ARA*								
1	**RUEDA José**	**101**	13	13	1	1	4	4													
			13-1	11-2	1-1	1-3	4-11	4-6	-	-	-	-	-	-	-	-	-	-	-	-	-
2	**VEIJER Collin**	**96**	12	12	9	9	5	5													
			12-3	10-1	9-3	9-4	24-15	5-1	-	-	-	-	-	-	-	-	-	-	-	-	-
3	**QUILES Máximo**	**71**	2	2	11	11	17	17													
			2-NC	1-8	11-4	11-1	16-1	17-NC	-	-	-	-	-	-	-	-	-	-	-	-	-
4	**BUASRI Tatchakorn**	**65**	8	8	10	10	11	11													
			8-5	7-6	10-NC	10-8	10-2	11-3	-	-	-	-	-	-	-	-	-	-	-	-	-
5	**O'GORMAN Casey**	**58**	5	5	7	7	7	7													
			5-2	4-3	7-5	7-5	6-NC	7-22	-	-	-	-	-	-	-	-	-	-	-	-	-
6	**LUNETTA Luca**	**53**	16	16	3	3	3	3													
			16-NC	14-10	2-8	3-2	3-8	3-5	-	-	-	-	-	-	-	-	-	-	-	-	-
7	**PIQUERAS Angel**	**51**	1	1	5	5	2	2													
			1-NC	-NS	4-2	5-6	2-4	2-8	-	-	-	-	-	-	-	-	-	-	-	-	-
8	**SALMELA Rico**	**50**	9	9	6	6	9	9													
			9-NL	8-5	6-7	6-11	8-3	9-7	-	-	-	-	-	-	-	-	-	-	-	-	-
9	**FARIOLI Filippo**	**46**	11	11	2	2	1	1													
			-NS	-NS	5-6	2-7	1-9	1-2	-	-	-	-	-	-	-	-	-	-	-	-	-
10	**VOIGHT Harrison**	**32**	3	3	4	4															
			3-4	2-4	3-NC	4-10	-	-	-	-	-	-	-	-	-	-	-	-	-	-	-
11	**O'SHEA Eddie**	**31**	10	10	17	17	14	14													
			10-NL	9-9	17-11	17-13	25-13	14-4	-	-	-	-	-	-	-	-	-	-	-	-	-
12	**RUDA Marcos**	**27**	6	6	12	12	16	16													
			6-12	5-15	12-14	12-9	15-10	16-9	-	-	-	-	-	-	-	-	-	-	-	-	-
13	**PLANQUES Gabin**	**25**	7	7	8	8	13	13													
			7-6	6-7	8-10	8-18	12-NC	13-17	-	-	-	-	-	-	-	-	-	-	-	-	-

NC=Not classified NL=Not finished first lap NP=Not started race re-start N2=Not finished first lap race re-start EX=Excluded NS=Not Started DS=Disqualified

DORNA DATA PROCESSING .TIMING SERVICE DORNA DATA PROCESSING TIMING SERVICE DORNA DATA PROCESSING TIMING SERVICE DORNA DATA PROCESSING TIMING SERVICE DORNA DATA PROCESSING TIMING SERVICE DORNA DATA PROCESSING TIMING SERVICE DORNA DATA PROCESSING TIMING SERVICE DORNA DATA PROCCEESSS

Mugello, Sunday, May 29, 2022

	Rider	Points	POR	POR	SPA	SPA	ITA	ITA	GER	GER	AUT	AUT	ARA								
14	ROSENTHALER Jakob	25	19	19	14	14	19	19													
			19-8	17-11	14-NC	14-17	18-6	19-14	-	-	-	-	-	-	-	-	-	-	-	-	-
15	LUCIANO Lorenz	25	14	14	15	15	15	15													
			14-10	12-14	15-17	15-12	14-7	15-12	-	-	-	-	-	-	-	-	-	-	-	-	-
16	ADITAMA Fadillah	22	20	20	16	16	12	12													
			20-11	18-18	16-NC	16-19	11-5	12-10	-	-	-	-	-	-	-	-	-	-	-	-	-
17	SHAHRIL Danial	22	22	22	13	13	8	8													
			22-9	20-12	13-9	13-15	7-NC	8-13	-	-	-	-	-	-	-	-	-	-	-	-	-
18	MOODLEY Ruché	10	21	21	22	22	20	20													
			21-14	19-13	22-13	22-14	19-NC	20-18	-	-	-	-	-	-	-	-	-	-	-	-	-
19	ROULSTONE Jacob	9	NC	NC	21	21	21	21													
			25-7	23-NC	21-20	21-24	20-16	21-20	-	-	-	-	-	-	-	-	-	-	-	-	-
20	BUCHANAN Cormac	9			18	18	18	18													
			-	-	18-12	18-20	17-NC	18-11	-	-	-	-	-	-	-	-	-	-	-	-	-
21	VENTURINI Alex	4	15	15	23	23	23	23													
			-NS	13-19	23-18	23-21	22-12	23-19	-	-	-	-	-	-	-	-	-	-	-	-	-
22	HEINRICH Freddie	3	23	23																	
			23-13	21-17	-	-	-	-	-	-	-	-	-	-	-	-	-	-	-	-	-
23	MIHAILA Demis	3	17	17	20	20	6	6													
			17-15	15-20	20-15	20-16	5-NC	6-15	-	-	-	-	-	-	-	-	-	-	-	-	-
24	MIZERA Amaury	2	18	18	24	24	22	22													
			18-NC	16-NC	24-21	24-22	21-14	22-21	-	-	-	-	-	-	-	-	-	-	-	-	-
25	GÖRBE Soma	0	4	4	19	19	10	10													
			-NS	3-16	19-16	19-NC	9-NC	10-16	-	-	-	-	-	-	-	-	-	-	-	-	-
26	MORENO Guillermo	0	NC	NC	25	25	24	24													
			24-16	22-21	25-19	25-23	23-17	24-NC	-	-	-	-	-	-	-	-	-	-	-	-	-

NC=Not classified NL=Not finished first lap NP=Not started race re-start N2=Not finished first lap race re-start EX=Excluded NS=Not Started DS=Disqualified

DORNA DATA PROCESSING .TIMING SERVICE DORNA DATA PROCESSING TIMING SERVICE DORNA DATA PROCESSING TIMING SERVICE DORNA DATA PROCESSING TIMING SERVICE DORNA DATA PROCESSING TIMING SERVICE DORNA DATA PROCESSING TIMING SERVICE DORNA DATA PROCESSING TIMING SERVICE DORNA DATA PROCCEESSS

mo Internazionale del

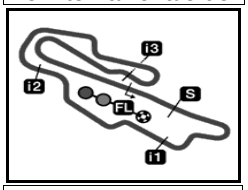

5245 m.

Results and timing service provided by TISSOT

RookiesCup

GRAN PREMIO D'ITALIA OAKLEY

Championship Classification

	Rider		Nation	Points	POR	POR	SPA	SPA	ITA	ITA	GER	GER	AUT	AUT	ARA
1	RUEDA José	SPA		101	25	20	25	16	5	10					
2	VEIJER Collin	NED		96	16	25	16	13	1	25					
3	QUILES Máximo	SPA		71	-	8	13	25	25	-					
4	BUASRI Tatchakorn	THA		65	11	10	-	8	20	16					
5	O'GORMAN Casey	IRL		58	20	16	11	11	-	0					
6	LUNETTA Luca	ITA		53	-	6	8	20	8	11					
7	PIQUERAS Angel	SPA		51	-	-	20	10	13	8					
8	SALMELA Rico	FIN		50	-	11	9	5	16	9					
9	FARIOLI Filippo	ITA		46	-	-	10	9	7	20					
10	VOIGHT Harrison	AUS		32	13	13	-	6	-	-					
11	O'SHEA Eddie	GBR		31	-	7	5	3	3	13					
12	RUDA Marcos	SPA		27	4	1	2	7	6	7					
13	PLANQUES Gabin	FRA		25	10	9	6	0	-	0					
14	ROSENTHALER Jakob	AUT		25	8	5	-	0	10	2					
15	LUCIANO Lorenz	BEL		25	6	2	0	4	9	4					
16	ADITAMA Fadillah	INA		22	5	0	-	0	11	6					
17	SHAHRIL Danial	MAL		22	7	4	7	1	-	3					
18	MOODLEY Ruché	RSA		10	2	3	3	2	-	0					
19	ROULSTONE Jacob	AUS		9	9	-	0	0	0	0					
20	BUCHANAN Cormac	NZE		9	-	-	4	0	-	5					
21	VENTURINI Alex	ITA		4	-	0	0	0	4	0					
22	HEINRICH Freddie	GER		3	3	0	-	-	-	-					
23	MIHAILA Demis	ITA		3	1	0	1	0	-	1					
24	MIZERA Amaury	FRA		2	-	-	0	0	2	0					
25	GÖRBE Soma	HUN		0	-	0	0	-	-	0					
26	MORENO Guillermo	MEX		0	0	0	0	0	0	-					

DORNA DATA PROCESSING ,TIMING SERVICE DORNA DATA PROCESSING TIMING SERVICE DORNA DATA PROCESSING TIMING SERVICE DORNA DATA PROCESSING TIMING SERVICE DORNA DATA PROCESSING TIMING SERVICE DORNA DATA PROCESSING TIMING SERVICE DORNA DATA PROCESSING TIMING SERVICE DORNA DATA PROCCEESSS

Mugello, Sunday, May 29, 2022