ed Bull Ring - Spielber

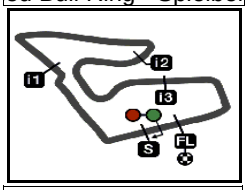

4348 m.

Results and timing service provided by TISSOT

RookiesCup

CryptoDATA MOTORRAD GRAND PRIX VON ÖSTERREICH

Practice Nr. 1

Classification

		Rider	Nation	Team	Motorcycle	Time	Lap	Total	Gap		Top Speed
1	27	**Rico SALMELA**	FIN	Red Bull Rookies - Finland	KTM	**1'45.878**	14	14			**202.2**
2	69	**Marcos RUDA**	SPA	Red Bull Rookies - Spain	KTM	**1'46.162**	14	14	0.284	0.284	**203.3**
3	18	**Angel PIQUERAS**	SPA	Red Bull Rookies - Spain	KTM	**1'46.559**	12	14	0.681	0.397	**199.4**
4	83	**Alvaro CARPE**	SPA	Red Bull Rookies - Spain	KTM	**1'46.609**	13	14	0.731	0.050	**205.1**
5	67	**Casey O'GORMAN**	IRL	Red Bull Rookies - Ireland	KTM	**1'46.621**	14	14	0.743	0.012	**202.2**
6	14	**Cormac BUCHANAN**	NZE	Red Bull Rookies - New Zeland	KTM	**1'46.751**	13	14	0.873	0.130	**201.1**
7	11	**Ruché MOODLEY**	RSA	Red Bull Rookies - South Africa	KTM	**1'46.825**	14	14	0.947	0.074	**204.5**
8	54	**Alberto FERRANDEZ**	SPA	Red Bull Rookies - Spain	KTM	**1'47.053**	14	14	1.175	0.228	**202.2**
9	28	**Máximo QUILES**	SPA	Red Bull Rookies - Spain	KTM	**1'47.102**	11	12	1.224	0.049	**200.5**
10	2	**Amaury MIZERA**	FRA	Red Bull Rookies - France	KTM	**1'47.483**	10	14	1.605	0.381	**202.8**
11	5	**Leo RAMMERSTORFER**	AUT	Red Bull Rookies - Austria	KTM	**1'47.637**	14	14	1.759	0.154	**201.1**
12	81	**Lorenz LUCIANO**	BEL	Red Bull Rookies - Belgium	KTM	**1'47.754**	14	14	1.876	0.117	**203.3**
13	56	**Kevin FARKAS**	HUN	Red Bull Rookies - Hungary	KTM	**1'47.821**	7	14	1.943	0.067	**202.8**
14	12	**Jacob ROULSTONE**	AUS	Red Bull Rookies - Australia	KTM	**1'47.830**	12	12	1.952	0.009	**197.8**
15	57	**Danial SHAHRIL**	MAL	Red Bull Rookies - Malaysia	KTM	**1'47.855**	7	14	1.977	0.025	**198.8**
16	95	**Marco MORELLI**	ARG	Red Bull Rookies - Argentina	KTM	**1'47.976**	14	14	2.098	0.121	**200.0**
17	8	**Eddie O'SHEA**	GBR	Red Bull Rookies - Great Britain	KTM	**1'47.985**	13	13	2.107	0.009	**200.0**
18	78	**Jakob ROSENTHALER**	AUT	Red Bull Rookies - Austria	KTM	**1'48.201**	11	14	2.323	0.216	**201.6**
19	93	**Arbi ADITAMA**	INA	Red Bull Rookies - Indonesia	KTM	**1'48.254**	12	13	2.376	0.053	**198.8**
20	50	**Carter THOMPSON**	AUS	Red Bull Rookies - Australia	KTM	**1'48.334**	14	14	2.456	0.080	**200.0**
21	13	**Hakim DANISH**	MAL	Red Bull Rookies - Malaysia	KTM	**1'48.399**	14	14	2.521	0.065	**201.1**
22	23	**Rhys STEPHENSON**	GBR	Red Bull Rookies - Great Britain	KTM	**1'48.929**	13	14	3.051	0.530	**197.8**
23	88	**Shinya EZAWA**	JPN	Red Bull Rookies - Japan	KTM	**1'49.025**	13	13	3.147	0.096	**197.8**
24	47	**Dodo BOGGIO**	ITA	Red Bull Rookies - Italy	KTM	**1'49.634**	12	13	3.756	0.609	**197.2**
25	25	**Alexander ENRIQUEZ**	USA	Red Bull Rookies - United States	KTM	**1'50.089**	12	13	4.211	0.455	**200.0**
Not classified											
	94	**Guido PINI**	ITA	Red Bull Rookies - Italy	KTM						

Practice condition: **Dry**
Air: 25°
Humidity: 67%
Ground: 29°

Fastest Lap:	Lap: 14	**Rico SALMELA**	**1'45.878**	147.8 Km/h
Best Race Lap:	2022	**Angel PIQUERAS**	**1'44.635**	149.5 Km/h
All Time Lap Record:	2022	**Angel PIQUERAS**	**1'44.635**	149.5 Km/h

The results are provisional until the end of the limit for protest and appeals.

Time limit for protest expires 30' after publication of the results - ..... Time: .....

DORNA DATA PROCESSING .TIMING SERVICE DORNA DATA PROCESSING TIMING SERVICE DORNA DATA PROCESSING TIMING SERVICE DORNA DATA PROCESSING TIMING SERVICE DORNA DATA PROCESSING TIMING SERVICE DORNA DATA PROCESSING TIMING SERVICE DORNA DATA PROCESSING TIMING SERVICE DORNA DATA PROCCEESSS

Spielberg, Friday, August 18, 2023

ed Bull Ring - Spielber

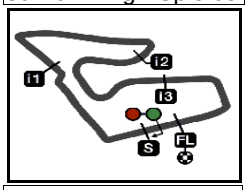

4348 m.

Results and timing service provided by TISSOT

RookiesCup

CryptoDATA MOTORRAD GRAND PRIX VON ÖSTERREICH

Practice Nr. 1

Top Speed & Average

	Rider	Nation	Motorcycle	Top 5 speeds					Average	Top
83	**Alvaro CARPE**	**SPA**	KTM	205.1	202.2	201.6	201.6	200.5	201.9	**205.1**
11	**Ruché MOODLEY**	**RSA**	KTM	204.5	204.5	203.9	203.9	203.3	203.9	**204.5**
69	**Marcos RUDA**	**SPA**	KTM	203.3	203.3	202.8	201.6	201.1	202.4	**203.3**
81	**Lorenz LUCIANO**	**BEL**	KTM	203.3	202.8	201.1	199.4	198.8	201.1	**203.3**
2	**Amaury MIZERA**	**FRA**	KTM	202.8	202.2	202.2	201.6	200.5	201.9	**202.8**
56	**Kevin FARKAS**	**HUN**	KTM	202.8	201.6	201.6	201.1	200.5	201.1	**202.8**
27	**Rico SALMELA**	**FIN**	KTM	202.2	201.1	201.1	201.1	201.1	201.3	**202.2**
54	**Alberto FERRANDEZ**	**SPA**	KTM	202.2	201.6	198.8	198.8	198.8	200.0	**202.2**
67	**Casey O'GORMAN**	**IRL**	KTM	202.2	200.0	200.0	199.4	198.8	199.9	**202.2**
78	**Jakob ROSENTHALER**	**AUT**	KTM	201.6	201.1	200.5	200.5	200.5	200.8	**201.6**
5	**Leo RAMMERSTORFER**	**AUT**	KTM	201.1	198.8	197.8	197.8	197.2	198.5	**201.1**
13	**Hakim DANISH**	**MAL**	KTM	201.1	200.0	198.8	198.3	197.8	198.8	**201.1**
14	**Cormac BUCHANAN**	**NZE**	KTM	201.1	200.5	200.5	200.0	198.8	200.0	**201.1**
28	**Máximo QUILES**	**SPA**	KTM	200.5	200.5	200.0	199.4	199.4	200.0	**200.5**
8	**Eddie O'SHEA**	**GBR**	KTM	200.0	200.0	198.8	198.8	198.3	199.2	**200.0**
25	**Alexander ENRIQUEZ**	**USA**	KTM	200.0	199.4	199.4	198.8	198.3	199.2	**200.0**
50	**Carter THOMPSON**	**AUS**	KTM	200.0	199.4	198.3	198.3	198.3	198.9	**200.0**
95	**Marco MORELLI**	**ARG**	KTM	200.0	199.4	198.8	197.8	197.8	198.8	**200.0**
18	**Angel PIQUERAS**	**SPA**	KTM	199.4	198.8	198.8	197.2	197.2	198.3	**199.4**
57	**Danial SHAHRIL**	**MAL**	KTM	198.8	198.8	198.3	198.3	198.3	198.4	**198.8**
93	**Arbi ADITAMA**	**INA**	KTM	198.8	198.8	198.3	198.3	197.8	198.4	**198.8**
12	**Jacob ROULSTONE**	**AUS**	KTM	197.8	197.8	197.2	196.7	196.7	197.2	**197.8**
23	**Rhys STEPHENSON**	**GBR**	KTM	197.8	197.8	197.8	197.2	197.2	197.6	**197.8**
88	**Shinya EZAWA**	**JPN**	KTM	197.8	197.8	197.2	197.2	197.2	197.4	**197.8**
47	**Dodo BOGGIO**	**ITA**	KTM	197.2	196.7	196.7	196.7	196.1	196.7	**197.2**
94	**Guido PINI**	**ITA**	KTM	195.1	195.1	194.5	194.0	194.0	194.4	**195.1**

DORNA DATA PROCESSING ,TIMING SERVICE DORNA DATA PROCESSING TIMING SERVICE DORNA DATA PROCESSING TIMING SERVICE DORNA DATA PROCESSING TIMING SERVICE DORNA DATA PROCESSING TIMING SERVICE DORNA DATA PROCESSING TIMING SERVICE DORNA DATA PROCESSING TIMING SERVICE DORNA DATA PROCCEESSS

Spielberg, Friday, August 18, 2023

ed Bull Ring - Spielber

Results and timing service provided by TISSOT

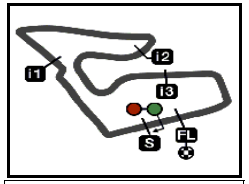

4348 m.

RookiesCup

CryptoDATA MOTORRAD GRAND PRIX VON ÖSTERREICH

Practice Nr. 1

Best Partial Times

IT *Ideal Lap Time, sum of the best partial times* ***BT*** *Best Lap Time*

T1			T2			T3			T4		
Pos	Rider	Time	Rider	Time		Rider	Time		Rider	Time	
1	A.CARPE	29.509	R.SALMELA	29.987		M.RUDA	27.016		A.MIZERA	19.102	
2	**M.RUDA**	**29.618**	**A.PIQUERAS**	**30.163**		**R.SALMELA**	**27.020**		**C.O'GORMAN**	**19.123**	
3	C.BUCHANAN	29.643	M.QUILES	30.203		A.CARPE	27.081		M.RUDA	19.124	
4	**A.PIQUERAS**	**29.644**	**A.CARPE**	**30.277**		**A.FERRANDEZ**	**27.243**		**R.SALMELA**	**19.127**	
5	R.SALMELA	29.744	M.RUDA	30.404		R.MOODLEY	27.252		R.MOODLEY	19.143	
6	**C.O'GORMAN**	**29.748**	**C.O'GORMAN**	**30.441**		**L.LUCIANO**	**27.286**		**A.PIQUERAS**	**19.146**	
7	M.QUILES	29.757	A.MIZERA	30.445		C.O'GORMAN	27.309		C.BUCHANAN	19.189	
8	**R.MOODLEY**	**29.810**	**R.MOODLEY**	**30.479**		**A.MIZERA**	**27.318**		**M.QUILES**	**19.206**	
9	A.FERRANDEZ	29.859	K.FARKAS	30.480		C.BUCHANAN	27.343		A.CARPE	19.207	
10	**L.RAMMERSTOR**	**29.928**	**C.BUCHANAN**	**30.485**		**J.ROSENTHALE**	**27.351**		**J.ROSENTHALE**	**19.318**	
11	L.LUCIANO	29.982	A.FERRANDEZ	30.554		L.RAMMERSTOR	27.405		D.SHAHRIL	19.342	
12	**A.MIZERA**	**29.999**	**J.ROULSTONE**	**30.631**		**A.ADITAMA**	**27.448**		**M.MORELLI**	**19.353**	
13	E.O'SHEA	30.022	L.LUCIANO	30.641		D.SHAHRIL	27.471		A.FERRANDEZ	19.371	
14	**D.SHAHRIL**	**30.058**	**L.RAMMERSTOR**	**30.704**		**K.FARKAS**	**27.480**		**L.LUCIANO**	**19.379**	
15	M.MORELLI	30.064	J.ROSENTHALE	30.709		A.PIQUERAS	27.526		E.O'SHEA	19.404	
16	**H.DANISH**	**30.115**	**D.SHAHRIL**	**30.722**		**E.O'SHEA**	**27.555**		**K.FARKAS**	**19.410**	
17	J.ROULSTONE	30.155	E.O'SHEA	30.756		J.ROULSTONE	27.564		H.DANISH	19.419	
18	**J.ROSENTHALE**	**30.248**	**H.DANISH**	**30.781**		**C.THOMPSON**	**27.612**		**J.ROULSTONE**	**19.421**	
19	A.ADITAMA	30.325	M.MORELLI	30.792		M.MORELLI	27.654		L.RAMMERSTOR	19.422	
20	**C.THOMPSON**	**30.376**	**A.ADITAMA**	**30.811**		**M.QUILES**	**27.739**		**R.STEPHENSON**	**19.444**	
21	K.FARKAS	30.383	C.THOMPSON	30.820		G.PINI	27.761		S.EZAWA	19.450	
22	**S.EZAWA**	**30.435**	**D.BOGGIO**	**30.832**		**R.STEPHENSON**	**27.797**		**C.THOMPSON**	**19.514**	
23	R.STEPHENSON	30.446	R.STEPHENSON	30.854		H.DANISH	27.813		A.ADITAMA	19.570	
24	**A.ENRIQUEZ**	**30.519**	**A.ENRIQUEZ**	**30.926**		**S.EZAWA**	**27.850**		**A.ENRIQUEZ**	**19.749**	

Pos	Rider	IT	BT	
1	**R.SALMELA**	1'45.878	1'45.878	(1)
2	**A.CARPE**	1'46.074	1'46.609	(4)
3	**M.RUDA**	1'46.162	1'46.162	(2)
4	**A.PIQUERAS**	1'46.479	1'46.559	(3)
5	**C.O'GORMAN**	1'46.621	1'46.621	(5)
6	**C.BUCHANAN**	1'46.660	1'46.751	(6)
7	**R.MOODLEY**	1'46.684	1'46.825	(7)
8	**A.MIZERA**	1'46.864	1'47.483	(10)
9	**M.QUILES**	1'46.905	1'47.102	(9)
10	**A.FERRANDEZ**	1'47.027	1'47.053	(8)
11	**L.LUCIANO**	1'47.288	1'47.754	(12)
12	**L.RAMMERST**	1'47.459	1'47.637	(11)
13	**D.SHAHRIL**	1'47.593	1'47.855	(15)
14	**J.ROSENTHAL**	1'47.626	1'48.201	(18)
15	**E.O'SHEA**	1'47.737	1'47.985	(17)
16	**K.FARKAS**	1'47.753	1'47.821	(13)
17	**J.ROULSTONE**	1'47.771	1'47.830	(14)
18	**M.MORELLI**	1'47.863	1'47.976	(16)
19	**H.DANISH**	1'48.128	1'48.399	(21)
20	**A.ADITAMA**	1'48.154	1'48.254	(19)
21	**C.THOMPSON**	1'48.322	1'48.334	(20)
22	**R.STEPHENSO**	1'48.541	1'48.929	(22)
23	**S.EZAWA**	1'48.731	1'49.025	(23)
24	**A.ENRIQUEZ**	1'49.304	1'50.089	(25)

DORNA DATA PROCESSING .TIMING SERVICE DORNA DATA PROCESSING TIMING SERVICE DORNA DATA PROCESSING TIMING SERVICE DORNA DATA PROCESSING TIMING SERVICE DORNA DATA PROCESSING TIMING SERVICE DORNA DATA PROCESSING TIMING SERVICE DORNA DATA PROCESSING TIMING SERVICE DORNA DATA PROCCEESSS

ed Bull Ring - Spielber

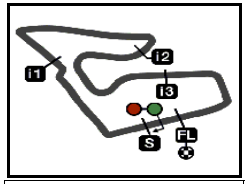

4348 m.

Results and timing service provided by TISSOT

RookiesCup

CryptoDATA MOTORRAD GRAND PRIX VON ÖSTERREICH

Practice Nr. 1

Best Partial Times

IT *Ideal Lap Time, sum of the best partial times* ***BT*** *Best Lap Time*

T1			T2		T3			T4							
Pos	*Rider*	*Time*	*Rider*	*Time*	*Rider*	*Time*		*Rider*	*Time*	*Pos*	*Rider*	*IT*	*BT*	
25	D.BOGGIO	30.643	S.EZAWA	30.996	D.BOGGIO	28.095		G.PINI	19.749	25	**D.BOGGIO**	1'49.444	1'49.634	(24)
26	**G.PINI**	**30.700**	**G.PINI**	**31.071**	**A.ENRIQUEZ**	**28.110**		**D.BOGGIO**	**19.874**	-1	**G.PINI**			(-1)

DORNA DATA PROCESSING .TIMING SERVICE DORNA DATA PROCESSING TIMING SERVICE DORNA DATA PROCESSING TIMING SERVICE DORNA DATA PROCESSING TIMING SERVICE DORNA DATA PROCESSING TIMING SERVICE DORNA DATA PROCESSING TIMING SERVICE DORNA DATA PROCESSING TIMING SERVICE DORNA DATA PROCCEESSS

ed Bull Ring - Spielber

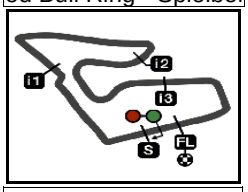

4348 m.

Results and timing service provided by TISSOT

RookiesCup

CryptoDATA MOTORRAD GRAND PRIX VON ÖSTERREICH

Practice Nr. 1

Fastest Laps Sequence

Practice Time	Rider	Nation	Motorcycle	Time	Km/h	Rider's Lap
3'56.910	18 **Angel PIQUERAS**	SPA	KTM	**1'50.504**	141.6	2
4'22.719	69 **Marcos RUDA**	SPA	KTM	**1'49.678**	142.7	2
5'46.200	18 **Angel PIQUERAS**	SPA	KTM	**1'49.290**	143.2	3
6'11.195	69 **Marcos RUDA**	SPA	KTM	**1'48.476**	144.2	3
7'47.593	2 **Amaury MIZERA**	FRA	KTM	**1'47.962**	144.9	4
7'58.784	69 **Marcos RUDA**	SPA	KTM	**1'47.589**	145.4	4
13'01.285	18 **Angel PIQUERAS**	SPA	KTM	**1'47.035**	146.2	7
15'11.024	83 **Alvaro CARPE**	SPA	KTM	**1'46.861**	146.4	8
16'57.855	83 **Alvaro CARPE**	SPA	KTM	**1'46.831**	146.5	9
18'44.493	83 **Alvaro CARPE**	SPA	KTM	**1'46.638**	146.7	10
22'07.968	18 **Angel PIQUERAS**	SPA	KTM	**1'46.559**	146.8	12
22'17.625	27 **Rico SALMELA**	FIN	KTM	**1'46.247**	147.3	12
25'55.263	69 **Marcos RUDA**	SPA	KTM	**1'46.162**	147.4	14
25'56.057	27 **Rico SALMELA**	FIN	KTM	**1'45.878**	147.8	14

DORNA DATA PROCESSING ,TIMING SERVICE DORNA DATA PROCESSING TIMING SERVICE DORNA DATA PROCESSING TIMING SERVICE DORNA DATA PROCESSING TIMING SERVICE DORNA DATA PROCESSING TIMING SERVICE DORNA DATA PROCESSING TIMING SERVICE DORNA DATA PROCESSING TIMING SERVICE DORNA DATA PROCCEESSS

Spielberg, Friday, August 18, 2023

ed Bull Ring - Spielber

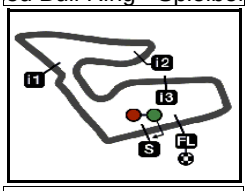

4348 m.

Results and timing service provided by TISSOT

RookiesCup

CryptoDATA MOTORRAD GRAND PRIX VON ÖSTERREICH

Practice Nr. 1

Chronological Analysis of Performances

** Lap / Sector time cancelled* — ***T1*** *Time from finish line to 1st intermediate* — ***T3*** *Time from 2nd intermed. to 3rd intermed.*

P *Crossing the finish line in pit lane* — ***T2*** *Time from 1st intermed. to 2nd intermed.* — ***T4*** *Time from 3rd intermediate to finish line*

1st 27 Rico SALMELA — Red Bull Rookies - Fin FIN

Runs=1 Total laps=14 Full laps=13 Valid laps=12

Lap	Lap Time		T1	T2	T3	T4	Speed
1	2'27.334		24.661	33.217	29.729	20.987	
2	**1'52.820**		32.132	31.689	28.674	20.325	199.4
3	**1'49.843**		30.967	30.998	28.016	19.862	198.8
4	**1'48.730**		30.681	30.721	27.713	19.615	198.8
5	**1'49.058**		30.845	30.594	27.592	20.027	200.5
6	**1'47.808**		30.250	30.418	27.535	19.605	201.1
7	**1'47.466**		30.306	30.372	27.395	19.393	200.0
8	**1'47.198**		30.172	30.252	27.407	19.367	200.0
9	1'47.211	*	30.210	30.422	27.293	19.286*	200.5
10	**1'46.954**		30.054	30.307	27.295	19.298	200.0
11	**1'46.956**		30.049	30.269	27.253	19.385	201.1
12	**1'46.247**		29.800	30.100	27.189	19.158	201.1
13	**1'52.554**		33.176	32.674	27.387	19.317	201.1
14	**1'45.878**		29.744	29.987	27.020	19.127	202.2

2nd 69 Marcos RUDA — Red Bull Rookies - Sp SPA

Runs=1 Total laps=14 Full laps=13 Valid laps=8

Lap	Lap Time		T1	T2	T3	T4	Speed
1	2'33.041	*	25.223	33.148	29.737*	19.968	
2	**1'49.678**		30.604	31.470	27.916	19.688	197.8
3	**1'48.476**		30.177	31.329	27.576	19.394	198.8
4	**1'47.589**		29.984	30.745	27.342	19.518	200.5
5	1'48.583	*	30.155	31.560	27.282	19.586*	203.3
6	1'47.549	*	29.986	30.612*	27.421	19.530	198.8
7	1'47.312	*	29.996	30.629	27.375	19.312*	197.8
8	1'47.085	*	29.978	30.491	27.364*	19.252	199.4
9	1'46.794	*	29.902	30.428	27.333	19.131*	200.0
10	**1'46.835**		29.782	30.483	27.295	19.275	201.6
11	**1'46.704**		29.749	30.529	27.299	19.127	200.0
12	**1'46.897**		29.669	30.641	27.324	19.263	203.3
13	**1'52.558**		35.467	30.703	27.203	19.185	201.1
14	**1'46.162**		29.618	30.404	27.016	19.124	202.8

3rd 18 Angel PIQUERAS — Red Bull Rookies - Sp SPA

Runs=1 Total laps=14 Full laps=13 Valid laps=10

Lap	Lap Time		T1	T2	T3	T4	Speed
1	2'06.406		22.918	33.451	29.076	20.062	
2	**1'50.504**		30.933	31.572	28.365	19.634	194.0
3	**1'49.290**		31.038	30.918	27.930	19.404	195.6
4	**1'48.500**		30.180	30.928	27.844	19.548	194.5
5	1'51.246	*	30.976	31.879	28.430	19.961*	195.6
6	**1'48.304**		30.280	30.768	27.882	19.374	195.6
7	**1'47.035**		29.857	30.284	27.653	19.241	196.7
8	1'50.066	*	29.834	31.422	29.156*	19.654*	197.2
9	**1'47.576**		30.121	30.469	27.751	19.235	195.6
10	**1'55.565**		32.796	31.961	29.669	21.139	196.1
11	**1'46.917**		29.824	30.343	27.604	19.146	198.8
12	**1'46.559**		29.707	30.163	27.526	19.163	197.2
13	1'46.682	*	29.644	30.239	27.552*	19.247	198.8
14	**1'51.666**		29.788	32.799	28.652	20.427	199.4

4th 83 Alvaro CARPE — Red Bull Rookies - Sp SPA

Runs=1 Total laps=14 Full laps=13 Valid laps=8

Lap	Lap Time		T1	T2	T3	T4	Speed
1	2'22.539		23.151	33.490	28.665	20.851	
2	1'54.751	*	32.24*	32.123	28.968	21.413	196.1
3	1'50.464	*	30.760	31.063	27.613*	21.028	200.0
4	**1'48.747**		30.293	31.002	27.472	19.980	196.7
5	**1'48.389**		30.164	30.696	27.636	19.893	198.8
6	1'51.896	*	30.369	30.886*	27.934	22.707*	196.7
7	**1'47.377**		30.076	30.587	27.232	19.482	200.0
8	**1'46.861**		29.855	30.442	27.164	19.400	200.5
9	**1'46.831**		29.873	30.525	27.092	19.341	200.0
10	**1'46.638**		29.772	30.578	27.081	19.207	202.2
11	1'49.692	*	29.672	32.701	27.217*	20.102	205.1
12	**1'46.889**		29.720	30.370	27.335	19.464	201.6
13	**1'46.609**		29.846	30.312	27.121	19.330	200.5
14	1'46.108	*	29.509	30.277	27.059*	19.263	201.6

5th 67 Casey O'GORMAN — Red Bull Rookies - Irel IRL

Runs=1 Total laps=14 Full laps=13 Valid laps=10

Lap	Lap Time		T1	T2	T3	T4	Speed
1	2'12.631		22.919	33.623	29.343	20.385	
2	1'52.740	*	31.966	32.218	28.509	20.047*	196.7
3	**1'50.710**		31.477	31.578	27.968	19.687	194.0
4	**1'49.990**		30.931	31.325	27.977	19.757	200.0
5	**1'49.179**		30.735	31.066	27.815	19.563	196.7
6	**1'48.179**		30.394	30.798	27.606	19.381	196.1
7	1'47.811	*	30.18*	30.751	27.619	19.260	197.2
8	**1'52.072**		30.396	32.543	28.840	20.293	199.4
9	**1'48.076**		30.349	30.879	27.549	19.299	197.2
10	1'47.924	*	30.234	30.803	27.603*	19.284	200.0
11	**1'53.109**		30.808	32.578	28.595	21.128	198.8
12	**1'49.085**		30.252	31.279	28.115	19.439	197.2
13	**1'47.034**		29.945	30.583	27.364	19.142	202.2
14	**1'46.621**		29.748	30.441	27.309	19.123	198.8

6th 14 Cormac BUCHANA — Red Bull Rookies - Ne NZE

Runs=1 Total laps=14 Full laps=12 Valid laps=6

Lap	Lap Time		T1	T2	T3	T4	Speed
1	2'12.494		21.841	33.604	29.065	20.229	
2	**1'51.831**		31.381	31.785	28.623	20.042	196.7
3	**1'49.882**		30.753	31.558	27.961	19.610	198.8
4	1'48.908	*	30.430	31.281	27.738*	19.459	198.8
5	**1'49.049**		30.361	31.215	27.903	19.570	200.5

Fastest Lap: Rico SALMELA — Red Bull Rookies - Fin FIN — **1'45.878** — 29.744 — 29.987 — 27.020 — 19.127

DORNA DATA PROCESSING TIMING SERVICE DORNA DATA PROCESSING TIMING SERVICE DORNA DATA PROCESSING TIMING SERVICE DORNA DATA PROCESSING TIMING SERVICE DORNA DATA PROCESSING TIMING SERVICE DORNA DATA PROCESSING TIMING SERVICE DORNA DATA PROCESSING TIMING SERVICE DORNA DATA PROCCEESSS

Spielberg, Friday, August 18, 2023

Lap	Lap Time		T1	T2	T3	T4	Speed
6	1'48.800	*	30.282	31.128	27.766*	19.624	196.1
7	1'48.151	*	30.19*	30.819	27.664	19.473	196.1
8	**1'47.532**		30.031	30.617	27.549	19.335	196.1
9	1'47.912	*	30.12*	30.706	27.580	19.498	196.1
10	1'47.438	*	29.856	30.716	27.518*	19.348	198.3
11	1'50.140	*	30.29*	33.058	27.408	19.382	197.2
12	**1'46.928**		29.643	30.668	27.428	19.189	201.1
13	**1'46.751**		29.726	30.485	27.343	19.197	200.5
14	1'55.782	P	29.708	30.989	27.932	27.153	200.0

7th 11 Ruché MOODLEY

Red Bull Rookies - So RSA

Runs=1 Total laps=14 Full laps=13 Valid laps=12

1	2'14.779		22.296	32.874	28.694	20.443	
2	1'50.988	*	31.09*	31.304	28.341	20.252	201.6
3	**1'50.193**		31.123	31.183	28.013	19.874	203.9
4	**1'49.949**		30.731	31.440	28.042	19.736	202.2
5	**1'49.053**		30.596	30.946	27.672	19.839	198.8
6	**1'48.247**		30.366	30.735	27.644	19.502	198.3
7	**1'47.883**		30.198	30.762	27.548	19.375	200.5
8	**1'53.358**		30.926	35.523	27.578	19.331	201.1
9	**1'47.224**		30.134	30.525	27.290	19.275	201.6
10	**1'53.554**		30.512	36.191	27.600	19.251	203.9
11	**1'47.598**		30.124	30.802	27.467	19.205	203.3
12	**1'48.510**		29.964	31.903	27.427	19.216	204.5
13	**1'46.885**		29.953	30.534	27.255	19.143	204.5
14	**1'46.825**		29.810	30.479	27.252	19.284	203.3

8th 54 Alberto FERRANDE

Red Bull Rookies - Sp SPA

Runs=1 Total laps=14 Full laps=13 Valid laps=6

1	2'14.673		23.276	34.339	29.111	20.518	
2	**1'52.508**		31.996	31.790	28.560	20.162	195.1
3	1'50.924	*	31.229	31.456	28.392	19.847*	195.1
4	**1'49.499**		30.748	31.140	27.882	19.729	195.6
5	**1'49.036**		30.539	31.100	27.573	19.824	197.8
6	1'48.547	*	30.530	30.942	27.471*	19.604	198.8
7	1'49.005	*	30.577	30.870	27.924*	19.634*	201.6
8	1'48.536	*	30.468	30.838	27.663*	19.567*	196.7
9	1'48.329	*	30.392	30.760	27.724*	19.453	196.7
10	1'48.212	*	30.162	30.802	27.737*	19.511	196.1
11	**1'49.898**		30.014	32.604	27.793	19.487	198.8
12	1'47.467	*	30.037	30.900	27.243	19.287*	198.3
13	**1'49.239**		29.951	30.862	27.642	20.784	202.2
14	**1'47.053**		29.859	30.554	27.269	19.371	198.8

9th 28 Máximo QUILES

Red Bull Rookies - Sp SPA

Runs=1 Total laps=12 Full laps=10 Valid laps=10

1	2'54.556	*	25.230	33.678	29.632*	20.267	
2	**1'50.431**		31.100	31.244	28.408	19.679	197.8
3	**1'49.422**		30.675	30.859	28.364	19.524	200.0
4	**1'48.382**		30.136	30.606	27.823	19.817	198.8
5	**1'48.399**		30.269	30.466	28.069	19.595	198.8
6	**1'48.495**		30.296	30.615	28.107	19.477	198.8
7	**1'48.006**		30.056	30.764	27.867	19.319	198.8
8	**1'47.710**		30.033	30.427	27.946	19.304	199.4
9	**1'47.623**		30.005	30.401	27.831	19.386	199.4
10	**1'47.616**		30.008	30.345	27.910	19.353	198.8
11	**1'47.102**		29.757	30.332	27.807	19.206	200.5
12	1'58.826	P	29.875	30.203	27.739	31.009	200.5

10th 2 Amaury MIZERA

Red Bull Rookies - Fr FRA

Runs=1 Total laps=14 Full laps=13 Valid laps=5

1	2'19.876		23.522	33.978	29.016	20.231	
2	1'50.676	*	31.353	31.607	28.084*	19.632	195.6
3	1'49.079	*	30.893	31.042	27.757*	19.387*	202.2
4	**1'47.962**		30.448	30.632	27.632	19.250	196.7
5	1'48.845	*	30.39*	31.082	27.565	19.802	200.0
6	1'48.599	*	30.655	30.817	27.443	19.684*	199.4
7	**1'52.378**		34.424	30.964	27.606	19.384	198.8
8	**1'47.884**		30.432	30.545	27.611	19.296	198.3
9	1'47.324	*	30.127	30.445	27.604*	19.148*	198.3
10	**1'47.483**		30.090	30.852	27.439	19.102	197.8
11	1'49.103	*	30.62*	31.575	27.597	19.311	202.8
12	**1'48.076**		29.999	31.276	27.526	19.275	201.6
13	1'47.927	*	30.157	30.796	27.514*	19.460	200.5
14	1'48.038	*	30.272	30.696*	27.318	19.752*	202.2

11th 5 Leo RAMMERSTOR

Red Bull Rookies - Au AUT

Runs=1 Total laps=14 Full laps=13 Valid laps=10

1	2'06.736		22.270	33.181	28.629	20.273	
2	1'50.378	*	30.941	31.739	27.912*	19.786	195.1
3	**1'49.678**		30.535	31.540	28.061	19.542	197.2
4	**1'48.609**		30.274	31.127	27.679	19.529	196.7
5	**1'48.630**		30.215	31.009	27.713	19.693	195.6
6	**1'48.189**		30.290	30.704	27.664	19.531	194.0
7	**1'48.406**		30.153	30.865	27.766	19.622	194.5
8	**1'47.998**		30.146	30.780	27.646	19.426	194.0
9	1'51.470	*	33.560	30.837	27.562*	19.511*	194.5
10	**1'53.332**		30.408	31.670	30.936	20.318	196.7
11	**1'48.653**		30.269	31.167	27.519	19.698	201.1
12	1'48.005	*	30.063	31.049	27.471*	19.422	197.8
13	**1'48.023**		30.033	30.988	27.550	19.452	198.8
14	**1'47.637**		29.928	30.782	27.405	19.522	197.8

12th 81 Lorenz LUCIANO

Red Bull Rookies - Bel BEL

Runs=1 Total laps=14 Full laps=13 Valid laps=11

1	2'12.852		21.893	32.990	28.559	20.195	
2	**1'51.396**		31.824	31.646	27.962	19.964	201.1
3	**1'49.702**		30.711	31.376	27.912	19.703	196.7
4	**1'49.063**		30.518	31.038	27.815	19.692	196.1
5	**1'49.264**		30.834	30.959	27.888	19.583	196.7
6	**1'49.641**		30.451	31.704	27.885	19.601	199.4
7	**1'47.920**		30.255	30.710	27.439	19.516	197.2
8	**1'51.771**		31.513	32.536	27.945	19.777	198.3
9	**1'48.099**		30.258	30.641	27.637	19.563	196.7
10	**1'50.205**		30.701	32.718	27.391	19.395	196.7
11	**1'47.787**		30.155	30.752	27.501	19.379	203.3
12	1'49.185	*	30.381	31.572	27.751*	19.481	198.3
13	1'47.944	*	29.982	31.035	27.286	19.641*	202.8
14	**1'47.754**		30.219	30.749	27.401	19.385	198.8

Fastest Lap: Rico SALMELA Red Bull Rookies - Fin FIN **1'45.878** 29.744 29.987 27.020 19.127

DORNA DATA PROCESSING TIMING SERVICE DORNA DATA PROCESSING TIMING SERVICE DORNA DATA PROCESSING TIMING SERVICE DORNA DATA PROCESSING TIMING SERVICE DORNA DATA PROCESSING TIMING SERVICE DORNA DATA PROCESSING TIMING SERVICE DORNA DATA PROCESSING TIMING SERVICE DORNA DATA PROCCEESSS

13th 56 Kevin FARKAS
Red Bull Rookies - Hu HUN
Runs=1 Total laps=14 Full laps=13 Valid laps=10

Lap	Lap Time		T1	T2	T3	T4	Speed
1	2'18.630		22.890	33.185	28.510	20.179	
2	**1'51.252**		31.635	31.745	28.029	19.843	201.6
3	1'50.204	*	30.775	32.197	27.689*	19.543	200.5
4	**1'48.573**		30.414	30.835	27.606	19.718	200.5
5	1'49.153	*	30.635	31.022	27.799*	19.697	200.5
6	**1'48.548**		30.751	30.646	27.653	19.498	200.0
7	**1'47.821**		30.383	30.480	27.490	19.468	202.8
8	1'53.350	*	34.907	31.162	27.656	19.625*	200.5
9	**1'50.871**		32.971	30.943	27.527	19.430	198.8
10	**1'49.579**		31.205	31.154	27.621	19.599	201.6
11	**1'48.480**		30.581	30.926	27.563	19.410	200.0
12	**1'48.937**		30.749	30.591	27.689	19.908	201.1
13	**1'48.466**		30.531	30.679	27.480	19.776	200.0
14	**1'48.581**		30.499	30.945	27.614	19.523	200.0

14th 12 Jacob ROULSTONE
Red Bull Rookies - Au AUS
Runs=2 Total laps=12 Full laps=9 Valid laps=9

Lap	Lap Time		T1	T2	T3	T4	Speed
1	2'48.415		24.121	34.934	28.968	20.343	
2	**1'50.762**		31.105	31.565	28.287	19.805	196.7
3	1'57.651	P	31.112	31.568	29.213	25.758	196.1
4	3'59.300		21.291	31.729	28.521	19.894	
5	**1'49.662**		30.742	30.917	28.161	19.842	195.6
6	**1'49.462**		30.870	30.970	28.075	19.547	195.6
7	**1'48.977**		30.553	30.862	27.805	19.757	195.6
8	**1'48.574**		30.349	30.861	27.864	19.500	196.7
9	**1'48.580**		30.385	30.724	27.773	19.698	196.7
10	**1'48.150**		30.293	30.844	27.564	19.449	197.8
11	**1'48.021**		30.218	30.671	27.581	19.551	197.8
12	**1'47.830**		30.155	30.631	27.623	19.421	197.2

15th 57 Danial SHAHRIL
Red Bull Rookies - Ma MAL
Runs=1 Total laps=14 Full laps=13 Valid laps=12

Lap	Lap Time		T1	T2	T3	T4	Speed
1	2'22.837		23.556	33.784	29.013	20.213	
2	**1'53.788**		32.015	31.906	28.994	20.873	198.3
3	**1'53.950**		30.595	33.539	29.930	19.886	196.7
4	**1'49.855**		30.504	31.740	27.953	19.658	198.3
5	**1'48.886**		30.463	31.232	27.732	19.459	198.3
6	**1'48.822**		30.613	31.003	27.738	19.468	197.2
7	**1'47.855**		30.084	30.788	27.471	19.512	198.8
8	**1'52.318**		30.470	34.379	27.920	19.549	197.8
9	**1'48.779**		30.359	31.070	27.726	19.624	197.2
10	**1'48.328**		30.383	30.873	27.641	19.431	193.5
11	**1'48.089**		30.182	30.912	27.653	19.342	198.3
12	**1'47.940**		30.058	30.722	27.624	19.536	198.8
13	1'54.821	*	30.53*	36.642	28.044	19.596	197.8
14	**1'48.314**		30.384	30.891	27.682	19.357	198.3

16th 95 Marco MORELLI
Red Bull Rookies - Ar ARG
Runs=1 Total laps=14 Full laps=13 Valid laps=7

Lap	Lap Time		T1	T2	T3	T4	Speed
1	2'45.317		24.075	34.966	29.699	20.481	
2	1'54.999	*	32.043	34.189	28.798	19.969*	194.0
3	1'50.246	*	30.951	31.422	28.145	19.728*	196.7
4	**1'52.753**		30.860	32.245	28.821	20.827	194.5
5	1'51.238	*	30.796	31.428	28.576	20.438*	200.0
6	1'50.883	*	30.434	32.287	28.440*	19.722*	197.8
7	**1'49.039**		30.391	31.221	27.920	19.507	197.2
8	**1'52.392**		32.157	32.650	28.018	19.567	196.7
9	1'49.896	*	30.343	31.855	28.157	19.541*	195.6
10	**1'48.883**		30.442	30.969	27.881	19.591	195.6
11	**1'48.653**		30.209	30.944	28.003	19.497	197.8
12	1'53.447	*	30.492	33.957	28.763	20.235*	197.2
13	**1'48.045**		30.152	30.866	27.654	19.373	198.8
14	**1'47.976**		30.064	30.792	27.767	19.353	199.4

17th 8 Eddie O'SHEA
Red Bull Rookies - Gr GBR
Runs=2 Total laps=13 Full laps=10 Valid laps=4

Lap	Lap Time		T1	T2	T3	T4	Speed
1	2'31.947		23.313	33.649	28.951	20.412	
2	1'51.645	*	31.462	32.402	27.900	19.881*	195.6
3	1'50.106	*	30.79*	31.653	27.924	19.736	198.3
4	**1'49.955**		30.773	31.490	27.847	19.845	198.8
5	1'50.137	*	30.995	31.309	28.005*	19.828	196.1
6	1'49.519	*	30.636	31.121	27.975*	19.787	196.1
7	**1'49.123**		30.461	31.021	27.955	19.686	196.1
8	1'56.542	P	31.779	31.666	27.981	25.116	196.7
9	3'04.329		22.708	32.056	29.005	19.918	
10	1'49.499	*	30.208	32.187	27.527*	19.577	197.8
11	1'47.798	*	30.022	30.841	27.531*	19.404	200.0
12	**1'48.166**		30.075	30.999	27.649	19.443	200.0
13	**1'47.985**		30.111	30.756	27.555	19.563	198.8

18th 78 Jakob ROSENTHAL
Red Bull Rookies - Au AUT
Runs=1 Total laps=14 Full laps=13 Valid laps=11

Lap	Lap Time		T1	T2	T3	T4	Speed
1	2'13.423		22.704	33.141	28.626	20.168	
2	**1'52.130**		31.554	31.967	28.486	20.123	197.8
3	**1'50.660**		31.011	31.726	28.068	19.855	200.5
4	**1'50.625**		30.916	31.980	27.886	19.843	201.6
5	**1'50.139**		30.709	32.062	27.731	19.637	200.5
6	**1'49.144**		30.724	31.103	27.775	19.542	199.4
7	**1'48.417**		30.298	31.067	27.540	19.512	198.3
8	**1'48.431**		30.394	30.987	27.647	19.403	198.8
9	1'48.373	*	30.483	30.898	27.585*	19.407	199.4
10	**1'48.450**		30.557	31.049	27.526	19.318	200.5
11	**1'48.201**		30.427	30.902	27.482	19.390	199.4
12	**1'48.540**		30.358	31.065	27.605	19.512	200.0
13	**1'48.449**		30.570	31.043	27.433	19.403	196.1
14	1'47.706	*	30.248	30.709	27.351	19.398*	201.1

19th 93 Arbi ADITAMA
Red Bull Rookies - Ind INA
Runs=2 Total laps=13 Full laps=10 Valid laps=8

Lap	Lap Time		T1	T2	T3	T4	Speed
1	2'12.414		22.479	34.787	29.191	20.626	
2	**1'53.014**		31.990	32.398	28.501	20.125	194.5
3	1'50.413	*	31.013	31.520	28.024	19.856*	198.8
4	1'50.924	*	30.804	32.639	27.789*	19.692	197.2
5	**1'49.632**		30.977	31.234	27.602	19.819	198.3
6	**1'48.575**		30.468	30.984	27.448	19.675	198.8
7	2'05.275	P	36.489	32.398	28.959	27.429	198.3
8	3'02.327		22.683	31.637	27.858	19.770	
9	**1'49.387**		30.674	31.263	27.629	19.821	195.6
10	**1'54.010**		34.462	31.827	27.939	19.782	195.6
11	**1'48.649**		30.413	30.900	27.591	19.745	196.7

Fastest Lap: Rico SALMELA Red Bull Rookies - Fin FIN **1'45.878** 29.744 29.987 27.020 19.127

DORNA DATA PROCESSING TIMING SERVICE DORNA DATA PROCESSING TIMING SERVICE DORNA DATA PROCESSING TIMING SERVICE DORNA DATA PROCESSING TIMING SERVICE DORNA DATA PROCESSING TIMING SERVICE DORNA DATA PROCESSING TIMING SERVICE DORNA DATA PROCESSING TIMING SERVICE DORNA DATA PROCCEESSS

Lap	Lap Time		T1	T2	T3	T4	Speed
12	**1'48.254**		30.325	30.811	27.548	19.570	197.8
13	**1'53.578**		30.772	33.771	28.571	20.464	196.7

20th 50 Carter THOMPSON
Red Bull Rookies - Au AUS
Runs=1 Total laps=14 Full laps=13 Valid laps=9

Lap	Lap Time		T1	T2	T3	T4	Speed
1	2'17.577		22.745	33.910	29.729	21.420	
2	1'52.848	*	31.981	32.119	28.310	20.438*	195.1
3	1'51.916	*	31.240	31.891	28.567*	20.218	197.8
4	1'51.648	*	31.185	32.327	28.046*	20.090	198.3
5	**1'50.981**		31.191	31.479	28.136	20.175	196.1
6	**1'49.949**		30.879	31.154	27.963	19.953	195.1
7	**1'49.454**		30.868	31.275	27.640	19.671	195.1
8	1'48.704	*	30.434	30.937	27.547*	19.786	198.3
9	**1'49.151**		30.638	30.971	27.802	19.740	196.7
10	**1'50.823**		30.637	32.459	27.985	19.742	195.6
11	**1'49.440**		30.474	31.402	27.860	19.704	198.3
12	**1'49.208**		30.489	31.155	27.778	19.786	200.0
13	**1'48.730**		30.531	30.976	27.709	19.514	199.4
14	**1'48.334**		30.376	30.820	27.612	19.526	197.8

21st 13 Hakim DANISH
Red Bull Rookies - Ma MAL
Runs=1 Total laps=14 Full laps=13 Valid laps=9

Lap	Lap Time		T1	T2	T3	T4	Speed
1	2'22.552		23.966	34.667	29.562	21.228	
2	**1'53.227**		32.060	31.959	28.901	20.307	193.0
3	**1'51.092**		31.111	31.325	28.519	20.137	195.1
4	**1'50.489**		30.700	31.549	28.432	19.808	195.1
5	1'50.494	*	30.451	31.046	28.178*	20.819	197.8
6	**1'49.753**		30.722	31.214	28.080	19.737	197.8
7	**1'48.575**		30.238	30.781	27.813	19.743	198.8
8	**1'49.150**		30.671	30.942	28.014	19.523	200.0
9	1'48.446	*	30.115	30.858	28.009*	19.464	196.7
10	1'48.892	*	30.180	30.958	28.120	19.634*	197.2
11	1'49.645	*	30.390	31.273	28.405*	19.577	197.2
12	**1'49.633**		30.331	31.474	28.063	19.765	197.8
13	**1'49.467**		30.579	31.316	27.967	19.605	201.1
14	**1'48.399**		30.191	30.946	27.843	19.419	198.3

22nd 23 Rhys STEPHENSON
Red Bull Rookies - Gr GBR
Runs=1 Total laps=14 Full laps=13 Valid laps=5

Lap	Lap Time		T1	T2	T3	T4	Speed
1	2'16.099		22.857	34.485	29.824	20.778	
2	1'53.654	*	31.555	32.678	28.857	20.564*	195.6
3	**1'52.497**		31.648	32.048	28.488	20.313	194.0
4	1'52.020	*	31.711	32.047	28.088*	20.174	195.1
5	1'50.984	*	31.152	31.725	28.126*	19.981	197.2
6	1'50.675	*	31.042	31.479	28.197*	19.957	196.1
7	1'50.057	*	30.86*	31.528	27.843*	19.817	197.8
8	**1'49.837**		31.006	31.306	27.901	19.624	196.1
9	1'49.382	*	30.464	31.437	27.954*	19.527	196.7
10	1'49.535	*	30.775	31.198	28.030*	19.532	195.6
11	**1'49.878**		30.770	31.436	27.907	19.765	197.2
12	**1'49.568**		30.800	31.361	27.797	19.610	195.6
13	**1'48.929**		30.446	31.215	27.824	19.444	197.8
14	1'48.800	*	30.616	30.854	27.817	19.513*	197.8

23rd 88 Shinya EZAWA
Red Bull Rookies - Ja JPN
Runs=2 Total laps=13 Full laps=10 Valid laps=7

Lap	Lap Time		T1	T2	T3	T4	Speed
1	2'26.888		22.760	33.210	30.223	21.500	
2	**1'53.456**		32.383	32.065	28.769	20.239	193.0
3	1'52.975	*	31.222	33.244	28.476	20.033*	197.8
4	**1'50.954**		31.069	32.104	28.047	19.734	196.1
5	1'49.883	*	30.851	31.303	28.062*	19.667	197.2
6	**1'49.764**		30.721	31.397	28.061	19.585	197.8
7	**1'49.249**		30.537	31.320	27.942	19.450	197.2
8	1'51.779	*	30.86*	32.653	28.274*	19.987	197.2
9	2'03.313	P	31.920	32.616	31.447	27.330	192.0
10	3'47.951	*	25.156	31.305	28.214	19.624*	
11	**1'49.815**		30.632	31.184	28.351	19.648	196.7
12	**1'49.077**		30.530	30.996	28.001	19.550	196.1
13	**1'49.025**		30.435	31.218	27.850	19.522	196.1

24th 47 Dodo BOGGIO
Red Bull Rookies - Ital ITA
Runs=1 Total laps=13 Full laps=12 Valid laps=8

Lap	Lap Time		T1	T2	T3	T4	Speed
1	2'49.973		24.519	35.065	30.138	21.041	
2	1'53.348	*	31.772	32.100	29.197*	20.279	195.1
3	**1'51.749**		31.260	31.607	28.788	20.094	196.7
4	1'52.967	*	32.30*	31.755	28.814	20.096*	197.2
5	**1'51.799**		31.359	31.647	28.669	20.124	195.1
6	**1'51.381**		31.053	31.273	28.715	20.340	195.6
7	1'50.920	*	31.20*	31.266	28.478	19.976	195.1
8	**1'50.355**		30.874	31.084	28.310	20.087	195.6
9	1'50.270	*	30.779	31.082	28.520	19.889*	195.6
10	**1'50.093**		30.878	31.050	28.291	19.874	195.1
11	**1'49.656**		30.712	30.890	28.095	19.959	196.7
12	**1'49.634**		30.643	30.832	28.209	19.950	196.7
13	**1'54.266**		31.741	33.680	28.959	19.886	196.1

25th 25 Alexander ENRIQUE
Red Bull Rookies - Un USA
Runs=3 Total laps=13 Full laps=8 Valid laps=2

Lap	Lap Time		T1	T2	T3	T4	Speed
1	2'18.459		23.371	34.085	29.590	21.138	
2	**1'53.292**		32.030	32.286	28.725	20.251	198.3
3	1'51.034	*	31.095	31.745	28.177*	20.017	199.4
4	1'50.832	*	31.008	31.371	28.259*	20.194	200.0
5	2'04.404	P	37.69*	31.798	28.401*	26.509	197.8
6	2'14.776		20.799	31.586	28.348	20.148	
7	1'54.229	*	33.15*	32.772	28.303*	19.997	197.2
8	1'51.648	*	31.10*	31.445	28.332	20.767	196.7
9	1'49.694	*	30.88*	30.926	28.110	19.774	196.1
10	1'58.549	P	30.38*	32.256	29.159	26.754	197.8
11	2'14.126	*	21.154	31.205	28.108*	19.808	
12	**1'50.089**		30.519	31.400	28.421	19.749	199.4
13	2'01.766	*	33.483	39.650	28.886*	19.747*	198.8

26th 94 Guido PINI
Red Bull Rookies - Ital ITA
Runs=3 Total laps=11 Full laps=6 Valid laps=0

Lap	Lap Time		T1	T2	T3	T4	Speed
1	2'34.166		23.877	35.155	30.953	20.844	
2	1'55.410	*	32.012	33.334	29.583*	20.481	193.5
3	1'52.931	*	31.339	32.561	29.028*	20.003*	194.0
4	2'00.719	*	32.013	38.988	29.561*	20.157	194.0
5	1'50.559	*	30.764	31.434	28.387	19.974*	195.1
6	1'50.714	*	31.073	31.523	28.369*	19.749	194.5
7	1'55.409	P	30.735	31.435*	28.291*	24.948	194.0
8	2'56.035	*	24.203	31.581	28.055	19.795*	

Fastest Lap: Rico SALMELA Red Bull Rookies - Fin FIN **1'45.878** 29.744 29.987 27.020 19.127

DORNA DATA PROCESSING TIMING SERVICE DORNA DATA PROCESSING TIMING SERVICE DORNA DATA PROCESSING TIMING SERVICE DORNA DATA PROCESSING TIMING SERVICE DORNA DATA PROCESSING TIMING SERVICE DORNA DATA PROCESSING TIMING SERVICE DORNA DATA PROCESSING TIMING SERVICE DORNA DATA PROCCEESSS

Practice Nr. 1

RookiesCup

Lap	Lap Time		T1	T2	T3	T4	Speed	Lap	Lap Time	T1	T2	T3	T4	Speed
9	1'54.069	P	30.700	31.608*	28.176	23.585	194.0							
10	5'11.615		20.819	31.331	28.006	19.781								
11	1'49.338	*	30.715	31.071	27.761	19.791*	195.1							

Fastest Lap:	Rico SALMELA	Red Bull Rookies - Fin	FIN	**1'45.878**	29.744	29.987	27.020	19.127

DORNA DATA PROCESSING TIMING SERVICE DORNA DATA PROCESSING TIMING SERVICE DORNA DATA PROCESSING TIMING SERVICE DORNA DATA PROCESSING TIMING SERVICE DORNA DATA PROCESSING TIMING SERVICE DORNA DATA PROCESSING TIMING SERVICE DORNA DATA PROCESSING TIMING SERVICE DORNA DATA PROCCEESSS

Spielberg, Friday, August 18, 2023