ed Bull Ring - Spielber

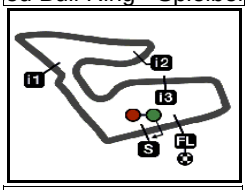

4348 m.

Results and timing service provided by TISSOT

RookiesCup

CryptoDATA MOTORRAD GRAND PRIX VON ÖSTERREICH

Qualifying

Classification

		Rider	Nation	Team	Motorcycle	Time	Lap	Total	Gap		Top Speed
1	27	**Rico SALMELA**	FIN	Red Bull Rookies - Finland	KTM	**1'45.534**	5	9			**203.3**
2	28	**Máximo QUILES**	SPA	Red Bull Rookies - Spain	KTM	**1'45.627**	5	7	0.093	0.093	**205.1**
3	18	**Angel PIQUERAS**	SPA	Red Bull Rookies - Spain	KTM	**1'46.048**	5	8	0.514	0.421	**205.7**
4	83	**Alvaro CARPE**	SPA	Red Bull Rookies - Spain	KTM	**1'46.122**	6	7	0.588	0.074	**201.1**
5	11	**Ruché MOODLEY**	RSA	Red Bull Rookies - South Africa	KTM	**1'46.247**	5	11	0.713	0.125	**206.3**
6	12	**Jacob ROULSTONE**	AUS	Red Bull Rookies - Australia	KTM	**1'46.256**	5	11	0.722	0.009	**205.7**
7	57	**Danial SHAHRIL**	MAL	Red Bull Rookies - Malaysia	KTM	**1'46.453**	4	11	0.919	0.197	**206.3**
8	69	**Marcos RUDA**	SPA	Red Bull Rookies - Spain	KTM	**1'46.510**	5	7	0.976	0.057	**204.5**
9	81	**Lorenz LUCIANO**	BEL	Red Bull Rookies - Belgium	KTM	**1'46.541**	5	11	1.007	0.031	**202.2**
10	14	**Cormac BUCHANAN**	NZE	Red Bull Rookies - New Zeland	KTM	**1'46.554**	11	11	1.020	0.013	**203.3**
11	95	**Marco MORELLI**	ARG	Red Bull Rookies - Argentina	KTM	**1'46.594**	4	8	1.060	0.040	**204.5**
12	54	**Alberto FERRANDEZ**	SPA	Red Bull Rookies - Spain	KTM	**1'46.656**	5	9	1.122	0.062	**203.3**
13	13	**Hakim DANISH**	MAL	Red Bull Rookies - Malaysia	KTM	**1'46.681**	5	11	1.147	0.025	**201.1**
14	56	**Kevin FARKAS**	HUN	Red Bull Rookies - Hungary	KTM	**1'46.722**	6	11	1.188	0.041	**206.8**
15	2	**Amaury MIZERA**	FRA	Red Bull Rookies - France	KTM	**1'46.880**	6	11	1.346	0.158	**206.3**
16	78	**Jakob ROSENTHALER**	AUT	Red Bull Rookies - Austria	KTM	**1'46.979**	5	11	1.445	0.099	**205.1**
17	5	**Leo RAMMERSTORFER**	AUT	Red Bull Rookies - Austria	KTM	**1'46.992**	11	11	1.458	0.013	**202.8**
18	8	**Eddie O'SHEA**	GBR	Red Bull Rookies - Great Britain	KTM	**1'47.036**	5	8	1.502	0.044	**203.9**
19	67	**Casey O'GORMAN**	IRL	Red Bull Rookies - Ireland	KTM	**1'47.131**	11	11	1.597	0.095	**203.9**
20	50	**Carter THOMPSON**	AUS	Red Bull Rookies - Australia	KTM	**1'47.171**	6	11	1.637	0.040	**203.3**
21	47	**Dodo BOGGIO**	ITA	Red Bull Rookies - Italy	KTM	**1'47.194**	6	11	1.660	0.023	**205.7**
22	93	**Arbi ADITAMA**	INA	Red Bull Rookies - Indonesia	KTM	**1'47.281**	4	11	1.747	0.087	**201.1**
23	88	**Shinya EZAWA**	JPN	Red Bull Rookies - Japan	KTM	**1'47.625**	4	11	2.091	0.344	**202.8**
24	23	**Rhys STEPHENSON**	GBR	Red Bull Rookies - Great Britain	KTM	**1'48.317**	5	11	2.783	0.692	**203.3**
25	94	**Guido PINI**	ITA	Red Bull Rookies - Italy	KTM	**1'48.920**	3	11	3.386	0.603	**203.9**
26	25	**Alexander ENRIQUEZ**	USA	Red Bull Rookies - United States	KTM	**1'48.952**	10	11	3.418	0.032	**202.2**

Practice condition: **Dry**
Air: 24°
Humidity: 74%
Ground: 29°

Fastest Lap:	Lap: 5	**Rico SALMELA**	**1'45.534**	148.3 Km/h
Best Race Lap:	2022	**Angel PIQUERAS**	**1'44.635**	149.5 Km/h
All Time Lap Record:	2022	**Angel PIQUERAS**	**1'44.635**	149.5 Km/h

The results are provisional until the end of the limit for protest and appeals.

Time limit for protest expires 30' after publication of the results - ..... Time: .....

DORNA DATA PROCESSING .TIMING SERVICE DORNA DATA PROCESSING TIMING SERVICE DORNA DATA PROCESSING TIMING SERVICE DORNA DATA PROCESSING TIMING SERVICE DORNA DATA PROCESSING TIMING SERVICE DORNA DATA PROCESSING TIMING SERVICE DORNA DATA PROCESSING TIMING SERVICE DORNA DATA PROCCEESSS

Spielberg, Friday, August 18, 2023

ed Bull Ring - Spielber

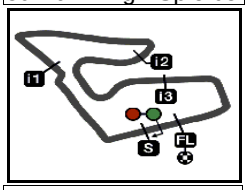

4348 m.

Results and timing service provided by TISSOT

RookiesCup

CryptoDATA MOTORRAD GRAND PRIX VON ÖSTERREICH

Qualifying

Top Speed & Average

	Rider	Nation	Motorcycle	Top 5 speeds					Average	Top
56	**Kevin FARKAS**	**HUN**	KTM	206.8	206.8	205.7	205.7	205.1	206.0	**206.8**
2	**Amaury MIZERA**	**FRA**	KTM	206.3	205.7	205.7	205.1	204.5	205.5	**206.3**
11	**Ruché MOODLEY**	**RSA**	KTM	206.3	205.7	205.7	203.9	203.3	205.0	**206.3**
57	**Danial SHAHRIL**	**MAL**	KTM	206.3	204.5	203.9	202.8	202.8	204.1	**206.3**
12	**Jacob ROULSTONE**	**AUS**	KTM	205.7	202.8	202.2	201.6	201.1	202.7	**205.7**
18	**Angel PIQUERAS**	**SPA**	KTM	205.7	203.3	201.6	200.5	196.7	201.6	**205.7**
47	**Dodo BOGGIO**	**ITA**	KTM	205.7	204.5	203.9	203.3	202.8	203.8	**205.7**
28	**Máximo QUILES**	**SPA**	KTM	205.1	204.5	204.5	203.9	201.6	203.9	**205.1**
78	**Jakob ROSENTHALER**	**AUT**	KTM	205.1	203.9	203.9	202.8	202.2	203.6	**205.1**
69	**Marcos RUDA**	**SPA**	KTM	204.5	203.3	203.3	202.8	202.2	203.2	**204.5**
95	**Marco MORELLI**	**ARG**	KTM	204.5	203.3	202.8	202.8	202.8	203.2	**204.5**
8	**Eddie O'SHEA**	**GBR**	KTM	203.9	202.2	200.5	200.0	200.0	201.3	**203.9**
67	**Casey O'GORMAN**	**IRL**	KTM	203.9	202.2	201.1	200.5	200.5	201.6	**203.9**
94	**Guido PINI**	**ITA**	KTM	203.9	203.3	201.6	201.6	201.1	202.3	**203.9**
14	**Cormac BUCHANAN**	**NZE**	KTM	203.3	202.8	202.8	201.1	201.1	202.2	**203.3**
23	**Rhys STEPHENSON**	**GBR**	KTM	203.3	202.8	201.6	201.1	200.0	201.5	**203.3**
27	**Rico SALMELA**	**FIN**	KTM	203.3	202.8	202.2	201.6	201.1	202.2	**203.3**
50	**Carter THOMPSON**	**AUS**	KTM	203.3	203.3	201.6	201.1	200.5	202.0	**203.3**
54	**Alberto FERRANDEZ**	**SPA**	KTM	203.3	201.6	200.5	199.4	199.4	200.8	**203.3**
5	**Leo RAMMERSTORFER**	**AUT**	KTM	202.8	201.6	200.5	200.5	200.0	201.1	**202.8**
88	**Shinya EZAWA**	**JPN**	KTM	202.8	202.8	201.6	201.1	199.4	201.5	**202.8**
25	**Alexander ENRIQUEZ**	**USA**	KTM	202.2	200.5	200.0	199.4	198.8	200.2	**202.2**
81	**Lorenz LUCIANO**	**BEL**	KTM	202.2	201.6	201.6	201.1	201.1	201.5	**202.2**
13	**Hakim DANISH**	**MAL**	KTM	201.1	198.8	198.8	198.8	198.3	199.2	**201.1**
83	**Alvaro CARPE**	**SPA**	KTM	201.1	200.5	199.4	198.8	198.8	199.7	**201.1**
93	**Arbi ADITAMA**	**INA**	KTM	201.1	200.5	200.5	200.5	199.4	200.2	**201.1**

DORNA DATA PROCESSING TIMING SERVICE DORNA DATA PROCESSING TIMING SERVICE DORNA DATA PROCESSING TIMING SERVICE DORNA DATA PROCESSING TIMING SERVICE DORNA DATA PROCESSING TIMING SERVICE DORNA DATA PROCESSING TIMING SERVICE DORNA DATA PROCESSING TIMING SERVICE DORNA DATA PROCCEESSS

Spielberg, Friday, August 18, 2023

ed Bull Ring - Spielber

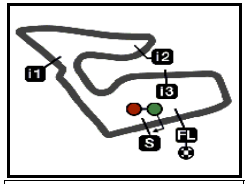

4348 m.

Results and timing service provided by TISSOT

RookiesCup

CryptoDATA MOTORRAD GRAND PRIX VON ÖSTERREICH

Qualifying

Best Partial Times

IT *Ideal Lap Time, sum of the best partial times* ***BT*** *Best Lap Time*

T1			T2			T3			T4		
Pos	Rider	Time	Rider	Time		Rider	Time		Rider	Time	
1	A.PIQUERAS	29.527	R.SALMELA	29.835		M.MORELLI	26.954		A.PIQUERAS	18.978	
2	**R.SALMELA**	**29.563**	**M.QUILES**	**29.947**		**J.ROULSTONE**	**27.034**		**M.QUILES**	**19.000**	
3	M.QUILES	29.589	A.PIQUERAS	29.985		R.SALMELA	27.076		C.BUCHANAN	19.005	
4	**R.MOODLEY**	**29.593**	**A.CARPE**	**30.047**		**M.QUILES**	**27.091**		**R.SALMELA**	**19.060**	
5	C.BUCHANAN	29.606	C.O'GORMAN	30.225		D.SHAHRIL	27.091		R.MOODLEY	19.062	
6	**M.MORELLI**	**29.653**	**J.ROULSTONE**	**30.226**		**C.THOMPSON**	**27.128**		**M.RUDA**	**19.091**	
7	J.ROULSTONE	29.674	R.MOODLEY	30.231		C.BUCHANAN	27.141		M.MORELLI	19.092	
8	**C.O'GORMAN**	**29.683**	**E.O'SHEA**	**30.312**		**A.CARPE**	**27.168**		**H.DANISH**	**19.116**	
9	A.CARPE	29.703	K.FARKAS	30.324		A.PIQUERAS	27.183		C.O'GORMAN	19.116	
10	**M.RUDA**	**29.709**	**D.SHAHRIL**	**30.327**		**L.LUCIANO**	**27.189**		**L.RAMMERSTOR**	**19.127**	
11	L.LUCIANO	29.713	C.BUCHANAN	30.338		M.RUDA	27.190		L.LUCIANO	19.144	
12	**H.DANISH**	**29.795**	**J.ROSENTHALE**	**30.342**		**A.MIZERA**	**27.224**		**A.FERRANDEZ**	**19.162**	
13	A.FERRANDEZ	29.797	A.ADITAMA	30.342		E.O'SHEA	27.232		J.ROULSTONE	19.166	
14	**D.SHAHRIL**	**29.835**	**H.DANISH**	**30.343**		**D.BOGGIO**	**27.232**		**A.CARPE**	**19.171**	
15	G.PINI	29.849	M.RUDA	30.359		A.FERRANDEZ	27.238		A.MIZERA	19.174	
16	**A.MIZERA**	**29.852**	**M.MORELLI**	**30.384**		**L.RAMMERSTOR**	**27.239**		**G.PINI**	**19.198**	
17	K.FARKAS	29.861	D.BOGGIO	30.410		R.MOODLEY	27.251		D.SHAHRIL	19.200	
18	**J.ROSENTHALE**	**29.868**	**L.RAMMERSTOR**	**30.416**		**K.FARKAS**	**27.263**		**S.EZAWA**	**19.201**	
19	L.RAMMERSTOR	29.905	A.MIZERA	30.440		A.ADITAMA	27.345		C.THOMPSON	19.221	
20	**C.THOMPSON**	**29.992**	**A.FERRANDEZ**	**30.450**		**J.ROSENTHALE**	**27.347**		**K.FARKAS**	**19.241**	
21	D.BOGGIO	30.032	C.THOMPSON	30.483		S.EZAWA	27.381		J.ROSENTHALE	19.264	
22	**E.O'SHEA**	**30.041**	**L.LUCIANO**	**30.495**		**H.DANISH**	**27.390**		**E.O'SHEA**	**19.281**	
23	A.ADITAMA	30.124	S.EZAWA	30.502		C.O'GORMAN	27.422		R.STEPHENSON	19.334	
24	**S.EZAWA**	**30.134**	**G.PINI**	**30.555**		**G.PINI**	**27.611**		**D.BOGGIO**	**19.343**	

Pos	Rider	IT	BT	
1	**R.SALMELA**	1'45.534	1'45.534	(1)
2	**M.QUILES**	1'45.627	1'45.627	(2)
3	**A.PIQUERAS**	1'45.673	1'46.048	(3)
4	**M.MORELLI**	1'46.083	1'46.594	(11)
5	**A.CARPE**	1'46.089	1'46.122	(4)
6	**C.BUCHANAN**	1'46.090	1'46.554	(10)
7	**J.ROULSTONE**	1'46.100	1'46.256	(6)
8	**R.MOODLEY**	1'46.137	1'46.247	(5)
9	**M.RUDA**	1'46.349	1'46.510	(8)
10	**C.O'GORMAN**	1'46.446	1'47.131	(19)
11	**D.SHAHRIL**	1'46.453	1'46.453	(7)
12	**L.LUCIANO**	1'46.541	1'46.541	(9)
13	**H.DANISH**	1'46.644	1'46.681	(13)
14	**A.FERRANDEZ**	1'46.647	1'46.656	(12)
15	**L.RAMMERST**	1'46.687	1'46.992	(17)
16	**K.FARKAS**	1'46.689	1'46.722	(14)
17	**A.MIZERA**	1'46.690	1'46.880	(15)
18	**J.ROSENTHAL**	1'46.821	1'46.979	(16)
19	**C.THOMPSON**	1'46.824	1'47.171	(20)
20	**E.O'SHEA**	1'46.866	1'47.036	(18)
21	**D.BOGGIO**	1'47.017	1'47.194	(21)
22	**A.ADITAMA**	1'47.193	1'47.281	(22)
23	**G.PINI**	1'47.213	1'48.920	(25)
24	**S.EZAWA**	1'47.218	1'47.625	(23)

DORNA DATA PROCESSING .TIMING SERVICE DORNA DATA PROCESSING TIMING SERVICE DORNA DATA PROCESSING TIMING SERVICE DORNA DATA PROCESSING TIMING SERVICE DORNA DATA PROCESSING TIMING SERVICE DORNA DATA PROCESSING TIMING SERVICE DORNA DATA PROCESSING TIMING SERVICE DORNA DATA PROCESSING TIMING SERVICE DORNA DATA PROCCEESSS

ed Bull Ring - Spielber

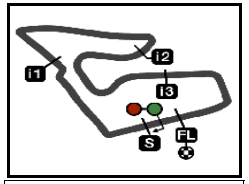

4348 m.

Results and timing service provided by TISSOT

RookiesCup

CryptoDATA MOTORRAD GRAND PRIX VON ÖSTERREICH

Qualifying

Best Partial Times

IT *Ideal Lap Time, sum of the best partial times* ***BT*** *Best Lap Time*

T1			T2		T3		T4						
Pos	*Rider*	*Time*	*Rider*	*Time*	*Rider*	*Time*	*Rider*	*Time*	*Pos*	*Rider*	*IT*	*BT*	
25	R.STEPHENSON	30.210	A.ENRIQUEZ	30.765	R.STEPHENSON	27.686	A.ADITAMA	19.382	25	**R.STEPHENSO**	1'48.079	1'48.317	(24)
26	**A.ENRIQUEZ**	**30.236**	**R.STEPHENSON**	**30.849**	**A.ENRIQUEZ**	**27.782**	**A.ENRIQUEZ**	**19.550**	26	**A.ENRIQUEZ**	1'48.333	1'48.952	(26)

DORNA DATA PROCESSING .TIMING SERVICE DORNA DATA PROCESSING TIMING SERVICE DORNA DATA PROCESSING TIMING SERVICE DORNA DATA PROCESSING TIMING SERVICE DORNA DATA PROCESSING TIMING SERVICE DORNA DATA PROCESSING TIMING SERVICE DORNA DATA PROCESSING TIMING SERVICE DORNA DATA PROCCEESSS

ed Bull Ring - Spielber

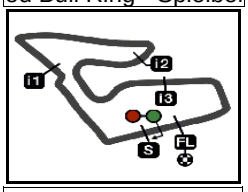

4348 m.

Results and timing service provided by TISSOT

RookiesCup

CryptoDATA MOTORRAD GRAND PRIX VON ÖSTERREICH

Qualifying

Fastest Laps Sequence

Practice Time	Rider	Nation	Motorcycle	Time	Km/h	Rider's Lap
3'42.798	5 **Leo RAMMERSTORFER**	AUT	KTM	**1'48.430**	144.3	2
4'01.627	14 **Cormac BUCHANAN**	NZE	KTM	**1'48.359**	144.4	2
4'06.838	69 **Marcos RUDA**	SPA	KTM	**1'47.312**	145.8	2
4'06.991	27 **Rico SALMELA**	FIN	KTM	**1'46.674**	146.7	2
7'33.443	83 **Alvaro CARPE**	SPA	KTM	**1'46.298**	147.2	4
7'44.342	28 **Máximo QUILES**	SPA	KTM	**1'46.125**	147.4	4
9'29.204	27 **Rico SALMELA**	FIN	KTM	**1'45.534**	148.3	5

DORNA DATA PROCESSING ,TIMING SERVICE DORNA DATA PROCESSING TIMING SERVICE DORNA DATA PROCESSING TIMING SERVICE DORNA DATA PROCESSING TIMING SERVICE DORNA DATA PROCESSING TIMING SERVICE DORNA DATA PROCESSING TIMING SERVICE DORNA DATA PROCESSING TIMING SERVICE DORNA DATA PROCCEESSS

Spielberg, Friday, August 18, 2023

ed Bull Ring - Spielber

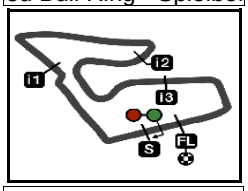

4348 m.

Results and timing service provided by TISSOT

RookiesCup

CryptoDATA MOTORRAD GRAND PRIX VON ÖSTERREICH

Qualifying

Chronological Analysis of Performances

** Lap / Sector time cancelled* — ***T1*** *Time from finish line to 1st intermediate* — ***T3*** *Time from 2nd intermed. to 3rd intermed.*

P *Crossing the finish line in pit lane* — ***T2*** *Time from 1st intermed. to 2nd intermed.* — ***T4*** *Time from 3rd intermediate to finish line*

1st 27 Rico SALMELA — Red Bull Rookies - Fin FIN

Runs=2 Total laps=9 Full laps=6 Valid laps=5

Lap	Lap Time		T1	T2	T3	T4	Speed
1	2'20.317		21.715	31.604	28.807	21.420	
2	**1'46.674**		30.143	30.129	27.096	19.306	201.6
3	**1'50.628**		32.287	31.552	27.512	19.277	200.0
4	1'46.051	*	29.749	30.015	27.182*	19.105	202.8
5	**1'45.534**		29.563	29.835	27.076	19.060	203.3
6	**1'53.267**		32.712	32.540	28.381	19.634	202.2
7	**1'51.583**		30.336	31.112	28.700	21.435	200.0
8	1'55.813	P	31.071	30.694	28.441	25.607	201.1
9	6'01.973		24.329	33.228	30.967	21.635	

2nd 28 Máximo QUILES — Red Bull Rookies - Sp SPA

Runs=2 Total laps=7 Full laps=4 Valid laps=4

Lap	Lap Time		T1	T2	T3	T4	Speed
1	2'18.955		22.284	32.395	29.523	21.067	
2	**1'47.978**		30.387	30.445	27.749	19.397	201.6
3	**1'51.284**		33.699	30.541	27.576	19.468	203.9
4	**1'46.125**		29.750	29.998	27.126	19.251	204.5
5	**1'45.627**		29.589	29.947	27.091	19.000	204.5
6	2'07.776	P	29.810	35.520	36.371	26.075	205.1
7	9'34.821		24.635	33.849	31.880	21.924	

3rd 18 Angel PIQUERAS — Red Bull Rookies - Sp SPA

Runs=2 Total laps=8 Full laps=5 Valid laps=4

Lap	Lap Time		T1	T2	T3	T4	Speed
1	1'59.555	P	23.548	32.638	28.872	23.721	
2	2'13.149		21.426	31.076	27.605	19.399	
3	**1'46.727**		30.180	30.197	27.372	18.978	200.5
4	**1'46.158**		29.527	30.334	27.183	19.114	201.6
5	**1'46.048**		29.703	29.985	27.197	19.163	205.7
6	**1'55.430**		29.651	34.184	31.117	20.478	203.3
7	1'54.278	*	31.653	31.400	30.673*	20.552	196.7
8	2'00.851	P	32.163	32.124	29.894	26.670	194.0

4th 83 Alvaro CARPE — Red Bull Rookies - Sp SPA

Runs=1 Total laps=7 Full laps=5 Valid laps=5

Lap	Lap Time		T1	T2	T3	T4	Speed
1	2'11.770		21.776	35.105	30.990	21.284	
2	**1'48.573**		30.715	30.813	27.610	19.435	200.5
3	**1'46.802**		29.989	30.263	27.261	19.289	199.4
4	**1'46.298**		29.703	30.100	27.267	19.228	201.1
5	**1'46.297**		29.729	30.051	27.198	19.319	198.8
6	**1'46.122**		29.736	30.047	27.168	19.171	197.2
7	1'57.842	P	31.395	31.499*	29.250	25.698	198.8

5th 11 Ruché MOODLEY — Red Bull Rookies - So RSA

Runs=1 Total laps=11 Full laps=10 Valid laps=10

Lap	Lap Time		T1	T2	T3	T4	Speed
1	2'12.783		22.153	34.376	31.206	21.637	
2	**1'49.411**		30.681	31.183	27.862	19.685	201.1
3	**1'48.293**		30.327	30.788	27.765	19.413	205.7
4	**1'47.354**		30.111	30.286	27.625	19.332	202.8
5	**1'46.247**		29.703	30.231	27.251	19.062	203.3
6	**1'49.074**		29.593	30.526	28.803	20.152	206.3
7	**1'58.211**		30.634	31.051	31.595	24.931	205.7
8	**1'54.192**		31.099	32.587	29.556	20.950	202.8
9	**1'53.493**		32.326	31.541	28.891	20.735	198.8
10	**1'49.959**		30.845	31.085	28.301	19.728	202.8
11	**1'49.160**		30.344	31.084	27.964	19.768	203.9

6th 12 Jacob ROULSTONE — Red Bull Rookies - Au AUS

Runs=1 Total laps=11 Full laps=10 Valid laps=8

Lap	Lap Time		T1	T2	T3	T4	Speed
1	2'21.892		22.380	32.430	27.754	20.914	
2	**1'47.912**		30.462	30.632	27.499	19.319	200.5
3	**1'47.473**		29.949	30.666	27.490	19.368	201.6
4	1'49.850	*	30.85*	32.239	27.354	19.407	198.8
5	**1'46.256**		29.830	30.226	27.034	19.166	201.1
6	**1'50.386**		29.674	30.569	30.405	19.738	202.8
7	**1'51.004**		29.790	30.509	27.665	23.040	200.0
8	**1'51.198**		30.341	31.346	28.811	20.700	197.8
9	1'54.265	*	30.84*	31.240	28.785	23.397	205.7
10	**1'49.319**		30.208	30.783	28.154	20.174	198.8
11	**1'48.553**		29.920	31.301	27.745	19.587	202.2

7th 57 Danial SHAHRIL — Red Bull Rookies - Ma MAL

Runs=1 Total laps=11 Full laps=10 Valid laps=10

Lap	Lap Time		T1	T2	T3	T4	Speed
1	2'20.799		22.407	32.434	29.076	22.386	
2	**1'47.422**		30.170	30.534	27.339	19.379	201.6
3	**1'50.540**		32.842	30.873	27.314	19.511	202.8
4	**1'46.453**		29.835	30.327	27.091	19.200	202.8
5	**1'47.545**		30.694	30.488	27.162	19.201	204.5
6	**1'55.155**		29.876	33.332	31.114	20.833	203.9
7	**1'54.314**		31.024	32.038	30.223	21.029	201.6
8	**1'51.235**		30.592	31.399	29.318	19.926	198.8
9	**1'48.873**		30.312	31.094	27.959	19.508	198.8
10	**1'47.441**		30.022	30.648	27.427	19.344	201.1
11	**1'49.102**		29.848	30.926	27.446	20.882	206.3

8th 69 Marcos RUDA — Red Bull Rookies - Sp SPA

Runs=1 Total laps=7 Full laps=5 Valid laps=3

Lap	Lap Time		T1	T2	T3	T4	Speed
1	2'19.526		21.306	32.846	28.628	21.004	
2	**1'47.312**		29.998	30.682	27.363	19.269	201.6
3	**1'47.082**		29.821	30.616	27.554	19.091	202.8
4	1'51.056	*	32.70*	32.002	27.190	19.159	204.5
5	**1'46.510**		29.709	30.359	27.330	19.112	203.3

Fastest Lap: Rico SALMELA — Red Bull Rookies - Fin FIN — **1'45.534** — 29.563 — 29.835 — 27.076 — 19.060

DORNA DATA PROCESSING TIMING SERVICE DORNA DATA PROCESSING TIMING SERVICE DORNA DATA PROCESSING TIMING SERVICE DORNA DATA PROCESSING TIMING SERVICE DORNA DATA PROCESSING TIMING SERVICE DORNA DATA PROCESSING TIMING SERVICE DORNA DATA PROCESSING TIMING SERVICE DORNA DATA PROCCEESSS

Spielberg, Friday, August 18, 2023

Lap	Lap Time		T1	T2	T3	T4	Speed
6	1'51.180	*	29.715	32.780*	29.053	19.632*	202.2
7	1'55.055	P	29.848	30.808	29.025	25.374	203.3

9th 81 Lorenz LUCIANO — Red Bull Rookies - Bel BEL

Runs=1 Total laps=11 Full laps=10 Valid laps=7

Lap	Lap Time		T1	T2	T3	T4	Speed
1	2'10.799		24.301	33.867	28.535	19.867	
2	1'51.681		31.430	32.254	27.909	20.088	197.8
3	1'48.364		30.338	31.141	27.523	19.362	201.6
4	1'47.419		29.944	30.691	27.470	19.314	200.5
5	1'46.541		29.713	30.495	27.189	19.144	201.1
6	1'48.163		29.808	30.724	27.524	20.107	198.8
7	1'56.462	*	30.404	30.769	31.209	24.080*	202.2
8	1'54.529	*	31.364	32.246	30.207	20.712*	195.1
9	1'53.180		30.802	32.065	29.773	20.540	197.8
10	1'49.833		30.829	31.280	28.063	19.661	201.1
11	1'47.988	*	30.14*	30.790	27.714	19.337	201.6

10th 14 Cormac BUCHANA — Red Bull Rookies - Ne NZE

Runs=1 Total laps=11 Full laps=10 Valid laps=9

Lap	Lap Time		T1	T2	T3	T4	Speed
1	2'13.268		23.688	33.868	30.390	21.656	
2	1'48.359		30.285	31.150	27.665	19.259	202.8
3	1'47.371		29.963	30.638	27.585	19.185	201.1
4	1'46.773		29.779	30.583	27.335	19.076	201.1
5	1'47.346		30.152	30.838	27.141	19.215	200.0
6	1'46.674		29.606	30.338	27.585	19.145	202.8
7	2'00.920		31.159	34.521	30.809	24.431	198.8
8	1'53.068	*	30.56*	31.603	30.243	20.659	200.5
9	1'52.298		30.738	31.953	29.249	20.358	200.5
10	1'47.364		29.911	30.546	27.696	19.211	203.3
11	1'46.554		29.755	30.350	27.444	19.005	200.5

11th 95 Marco MORELLI — Red Bull Rookies - Ar ARG

Runs=1 Total laps=8 Full laps=6 Valid laps=6

Lap	Lap Time		T1	T2	T3	T4	Speed
1	2'21.138		23.352	31.746	27.907	20.725	
2	1'47.575		30.272	30.634	27.362	19.307	202.8
3	1'50.191		29.995	32.765	27.422	20.009	202.8
4	1'46.594		29.789	30.489	26.954	19.362	204.5
5	1'46.856		30.132	30.384	27.248	19.092	202.8
6	1'55.276		29.653	32.579	32.343	20.701	203.3
7	1'54.856		31.614	32.253	29.942	21.047	198.8
8	2'00.607	P	31.573	31.931	29.688	27.415	200.0

12th 54 Alberto FERRANDE — Red Bull Rookies - Sp SPA

Runs=1 Total laps=9 Full laps=7 Valid laps=7

Lap	Lap Time		T1	T2	T3	T4	Speed
1	2'14.621		25.862	34.794	30.872	22.023	
2	1'49.064		30.561	31.199	27.894	19.410	199.4
3	1'47.742		30.258	30.756	27.484	19.244	198.8
4	1'46.932		29.997	30.450	27.278	19.207	199.4
5	1'46.656		29.797	30.459	27.238	19.162	203.3
6	1'47.728		29.910	30.503	27.337	19.978	200.5
7	1'57.883		30.106	30.647	32.982	24.148	196.7
8	1'55.065		31.084	32.451	30.315	21.215	197.8
9	2'07.369	P	35.13*	34.578	30.707	26.948	201.6

13th 13 Hakim DANISH — Red Bull Rookies - Ma MAL

Runs=1 Total laps=11 Full laps=10 Valid laps=9

Lap	Lap Time		T1	T2	T3	T4	Speed
1	2'11.424		23.612	33.804	28.455	19.937	
2	1'50.268		31.372	31.445	27.965	19.486	196.7
3	1'48.257		30.298	30.856	27.696	19.407	198.8
4	1'47.340		29.987	30.431	27.567	19.355	198.8
5	1'46.681		29.795	30.380	27.390	19.116	198.3
6	1'50.137		30.013	30.743	27.464	21.917	201.1
7	1'53.048		31.364	31.978	29.356	20.350	181.3
8	1'51.169		30.975	32.260	28.223	19.711	195.1
9	1'47.793	*	29.92*	30.729	27.847	19.296	195.6
10	1'47.611		30.061	30.511	27.839	19.200	196.7
11	1'47.436		29.991	30.343	27.875	19.227	198.8

14th 56 Kevin FARKAS — Red Bull Rookies - Hu HUN

Runs=1 Total laps=11 Full laps=10 Valid laps=9

Lap	Lap Time		T1	T2	T3	T4	Speed
1	2'16.028		23.578	33.760	30.197	23.248	
2	1'48.948		30.714	31.135	27.420	19.679	202.8
3	1'48.397		30.616	31.027	27.386	19.368	206.8
4	1'48.619		31.344	30.638	27.331	19.306	205.7
5	1'47.178		30.010	30.597	27.330	19.241	205.7
6	1'46.722		29.861	30.324	27.263	19.274	202.2
7	1'55.666		30.553	31.110	30.032	23.971	206.8
8	1'53.947		30.999	32.026	29.743	21.179	203.3
9	1'51.321		30.705	31.364	29.034	20.218	201.1
10	1'49.246		30.852	31.115	27.740	19.539	205.1
11	1'47.999	*	30.039	31.148	27.417	19.395*	204.5

15th 2 Amaury MIZERA — Red Bull Rookies - Fr FRA

Runs=1 Total laps=11 Full laps=10 Valid laps=4

Lap	Lap Time		T1	T2	T3	T4	Speed
1	2'15.121		22.626	33.842	29.403	22.284	
2	1'49.573	*	30.674	31.491	27.792*	19.616	202.2
3	1'48.282		30.346	30.988	27.504	19.444	205.7
4	1'47.707		30.553	30.440	27.290	19.424	205.7
5	1'48.081	*	30.91*	30.606	27.389*	19.174	206.3
6	1'46.880		29.852	30.558	27.224	19.246	203.3
7	1'53.763		30.030	30.741	29.975	23.017	203.3
8	1'54.840	*	31.455	32.589	30.249	20.547*	198.3
9	1'52.357	*	31.33*	31.756	28.789	20.479	204.5
10	1'48.975	*	30.675	30.958	27.533	19.809*	203.3
11	1'48.119	*	30.34*	30.941	27.468	19.368*	205.1

16th 78 Jakob ROSENTHAL — Red Bull Rookies - Au AUT

Runs=1 Total laps=11 Full laps=10 Valid laps=9

Lap	Lap Time		T1	T2	T3	T4	Speed
1	2'14.893		23.371	33.629	29.672	22.337	
2	1'49.621		30.633	31.661	27.687	19.640	201.6
3	1'48.150		30.332	31.065	27.381	19.372	202.8
4	1'47.895		30.634	30.506	27.375	19.380	203.9
5	1'46.979		30.003	30.342	27.370	19.264	203.9
6	1'47.032		29.868	30.521	27.347	19.296	198.8
7	1'56.141		30.368	31.429	30.712	23.632	199.4
8	1'53.765		30.317	31.865	31.009	20.574	198.3
9	1'52.962		31.737	31.790	29.006	20.429	202.2
10	1'48.926		30.599	31.029	27.717	19.581	201.1
11	1'47.405	*	30.014	30.724	27.318*	19.349	205.1

17th 5 Leo RAMMERSTOR — Red Bull Rookies - Au AUT

Runs=1 Total laps=11 Full laps=10 Valid laps=7

Lap	Lap Time		T1	T2	T3	T4	Speed
1	1'54.368		22.681	32.054	28.306	19.786	

Fastest Lap: Rico SALMELA Red Bull Rookies - Fin FIN **1'45.534** 29.563 29.835 27.076 19.060

DORNA DATA PROCESSING TIMING SERVICE DORNA DATA PROCESSING TIMING SERVICE DORNA DATA PROCESSING TIMING SERVICE DORNA DATA PROCESSING TIMING SERVICE DORNA DATA PROCESSING TIMING SERVICE DORNA DATA PROCESSING TIMING SERVICE DORNA DATA PROCESSING TIMING SERVICE DORNA DATA PROCCEESSS

18th 8 Eddie O'SHEA — Red Bull Rookies - Gr GBR

Runs=2 Total laps=8 Full laps=5 Valid laps=5

Lap	Lap Time	T1	T2	T3	T4	Speed
1	2'15.380	26.515	33.532	30.786	22.365	
2	**1'48.914**	30.891	31.113	27.521	19.389	203.9
3	**1'48.250**	30.375	30.997	27.546	19.332	202.2
4	**1'47.433**	30.266	30.454	27.345	19.368	200.5
5	**1'47.036**	30.059	30.464	27.232	19.281	200.0
6	**1'47.095**	30.041	30.312	27.431	19.311	198.8
7	2'04.058 P	30.630	30.968	31.733	30.727	200.0
8	6'47.236	24.725	33.609	29.572	20.591	

19th 67 Casey O'GORMAN — Red Bull Rookies - Irel IRL

Runs=1 Total laps=11 Full laps=10 Valid laps=4

Lap	Lap Time	T1	T2	T3	T4	Speed
1	2'12.965	25.495	33.705	30.522	21.643	
2	**1'49.156**	30.629	31.254	27.789	19.484	201.1
3	**1'47.159**	30.072	30.545	27.422	19.120	200.0
4	**1'47.177**	29.683	30.479	27.511	19.504	200.5
5	1'46.553 *	29.814	30.225	27.317*	19.197	198.8
6	1'49.459 *	30.012	30.901	28.359*	20.187*	195.1
7	1'58.754 *	30.25*	31.074	32.487	24.940*	196.1
8	1'53.353 *	30.76*	32.483	29.554	20.550	200.5
9	1'51.883 *	31.056	31.582	28.825*	20.420	203.9
10	1'48.763 *	30.254	30.995	27.761*	19.753	202.2
11	**1'47.131**	29.874	30.427	27.714	19.116	199.4

20th 50 Carter THOMPSON — Red Bull Rookies - Au AUS

Runs=1 Total laps=11 Full laps=10 Valid laps=10

Lap	Lap Time	T1	T2	T3	T4	Speed
1	2'14.347	23.320	33.966	28.958	21.998	
2	**1'49.622**	30.666	31.984	27.653	19.319	199.4
3	**1'49.291**	30.544	31.963	27.230	19.554	201.6
4	**1'47.756**	30.435	30.772	27.168	19.381	203.3
5	**1'47.470**	30.284	30.706	27.229	19.251	203.3
6	**1'47.171**	29.992	30.483	27.128	19.568	200.5
7	**1'53.807**	30.308	31.106	30.086	22.307	201.1
8	**1'54.075**	30.721	33.153	29.840	20.361	198.3
9	**1'52.460**	31.100	32.250	28.918	20.192	196.7
10	**1'49.187**	30.607	31.262	27.622	19.696	197.8
11	**1'47.674**	30.326	30.994	27.133	19.221	197.2

21st 47 Dodo BOGGIO — Red Bull Rookies - Ital ITA

Runs=1 Total laps=11 Full laps=10 Valid laps=9

Lap	Lap Time	T1	T2	T3	T4	Speed
1	2'15.326	27.284	32.692	31.208	22.951	
2	**1'49.540**	31.077	31.175	27.615	19.673	202.8
3	**1'48.026**	30.501	30.840	27.331	19.354	204.5
4	**1'47.610**	30.164	30.508	27.531	19.407	203.9
5	**1'47.767**	30.559	30.562	27.303	19.343	201.6
6	**1'47.194**	30.032	30.410	27.232	19.520	201.1
7	**1'56.983**	30.662	31.210	29.613	25.498	198.8
8	**1'53.417**	30.693	32.013	29.550	21.161	199.4
9	**1'51.689**	31.726	31.178	28.330	20.455	202.8
10	**1'49.841**	30.589	31.616	27.825	19.811	205.7
11	1'51.656 *	30.77*	33.197	28.097	19.583	203.3

22nd 93 Arbi ADITAMA — Red Bull Rookies - Ind INA

Runs=1 Total laps=11 Full laps=10 Valid laps=10

Lap	Lap Time	T1	T2	T3	T4	Speed
1	2'22.963	23.256	33.368	28.702	19.997	
2	**1'49.526**	30.745	31.417	27.671	19.693	200.5
3	**1'48.185**	30.472	30.901	27.430	19.382	199.4
4	**1'47.281**	30.190	30.342	27.345	19.404	200.5
5	**1'47.561**	30.124	30.538	27.450	19.449	201.1
6	**1'55.096**	30.189	32.235	30.309	22.363	200.5
7	**1'54.730**	30.640	32.467	30.848	20.775	197.2
8	**1'53.935**	31.369	32.286	29.845	20.435	197.8
9	**1'52.846**	31.153	31.922	29.396	20.375	198.3
10	**1'52.452**	30.720	32.208	29.216	20.308	198.3
11	**1'51.172**	30.526	31.479	29.102	20.065	199.4

23rd 88 Shinya EZAWA — Red Bull Rookies - Ja JPN

Runs=1 Total laps=11 Full laps=10 Valid laps=9

Lap	Lap Time	T1	T2	T3	T4	Speed
1	2'15.748	24.633	33.987	31.208	22.598	
2	**1'49.515**	30.895	31.440	27.768	19.412	201.1
3	**1'48.875**	30.701	31.154	27.662	19.358	202.8
4	**1'47.625**	30.526	30.502	27.381	19.216	202.8
5	**1'47.676**	30.436	30.601	27.438	19.201	199.4
6	**1'47.940**	30.516	30.600	27.445	19.379	201.6
7	**1'57.484**	30.134	32.610	33.013	21.727	198.8
8	**1'52.107**	30.892	31.492	28.824	20.899	197.2
9	**1'51.741**	31.776	31.256	28.344	20.365	197.8
10	2'26.565 *	33.86*	57.437	35.098	20.169*	198.3
11	**1'49.991**	30.850	31.329	28.224	19.588	197.8

24th 23 Rhys STEPHENSON — Red Bull Rookies - Gr GBR

Runs=1 Total laps=11 Full laps=10 Valid laps=7

Lap	Lap Time	T1	T2	T3	T4	Speed
1	2'07.695	23.902	32.362	28.536	20.979	
2	1'56.905 *	36.848	32.099	27.974*	19.984	188.9
3	**1'49.843**	30.697	31.660	27.770	19.716	202.8
4	**1'49.237**	30.773	31.261	27.686	19.517	201.6
5	**1'48.317**	30.210	30.849	27.924	19.334	200.0
6	**1'48.972**	30.293	31.112	27.795	19.772	200.0
7	1'50.889 *	30.702	31.168	28.264*	20.755	196.7
8	**1'52.119**	30.998	31.879	28.789	20.453	201.1
9	**1'52.087**	30.957	32.134	28.573	20.423	198.3
10	1'50.183 *	31.40*	31.137	27.915*	19.725	194.5
11	**1'48.689**	30.324	30.996	27.686	19.683	203.3

25th 94 Guido PINI — Red Bull Rookies - Ital ITA

Runs=1 Total laps=11 Full laps=10 Valid laps=4

Lap	Lap Time	T1	T2	T3	T4	Speed
1	2'13.924	24.103	33.274	30.772	22.078	
2	**1'49.869**	30.839	31.475	28.011	19.544	198.3
3	**1'48.920**	30.774	30.979	27.663	19.504	201.6
4	1'47.892 *	30.217	30.646	27.553*	19.476	201.6

Fastest Lap: Rico SALMELA Red Bull Rookies - Fin FIN **1'45.534** 29.563 29.835 27.076 19.060

DORNA DATA PROCESSING TIMING SERVICE DORNA DATA PROCESSING TIMING SERVICE DORNA DATA PROCESSING TIMING SERVICE DORNA DATA PROCESSING TIMING SERVICE DORNA DATA PROCESSING TIMING SERVICE DORNA DATA PROCESSING TIMING SERVICE DORNA DATA PROCESSING TIMING SERVICE DORNA DATA PROCCEESSS

Lap	Lap Time		T1	T2	T3	T4	Speed	Lap	Lap Time	T1	T2	T3	T4	Speed
5	1'47.385	*	30.198	30.555	27.434*	19.198	203.3							
6	1'47.523	*	29.894	30.624	27.408*	19.597	199.4							
7	**1'57.501**		29.912	30.728	29.871	26.990	201.1							
8	**1'54.714**		30.486	34.348	28.870	21.010	198.3							
9	1'53.685	*	31.99*	31.817	29.656*	20.219	199.4							
10	1'48.473	*	30.072	30.865	28.073	19.463*	199.4							
11	1'47.761	*	29.849	31.038	27.611	19.263*	203.9							

26th 25 Alexander ENRIQUE Red Bull Rookies - Un USA

Runs=1 Total laps=11 Full laps=10 Valid laps=6

1	2'07.604		24.351	32.201	28.478	20.488	
2	**1'50.114**		30.936	31.136	28.137	19.905	197.2
3	**1'49.385**		30.806	30.857	28.020	19.702	198.3
4	**1'59.425**		38.629	30.997	27.782	22.017	196.7
5	**1'54.841**		35.676	30.879	28.600	19.686	198.3
6	1'51.446	*	30.06*	31.834	28.855	20.691	199.4
7	1'50.497	*	30.52*	31.537	28.665	19.771	198.3
8	**1'53.260**		30.818	32.095	29.460	20.887	200.5
9	1'49.709	*	30.442	31.509	28.114*	19.644	198.8
10	**1'48.952**		30.520	31.004	27.878	19.550	200.0
11	1'48.543	*	30.236	30.765	27.898	19.644*	202.2

Fastest Lap:	Rico SALMELA	Red Bull Rookies - Fin	FIN	**1'45.534**	29.563	29.835	27.076	19.060

DORNA DATA PROCESSING TIMING SERVICE DORNA DATA PROCESSING TIMING SERVICE DORNA DATA PROCESSING TIMING SERVICE DORNA DATA PROCESSING TIMING SERVICE DORNA DATA PROCESSING TIMING SERVICE DORNA DATA PROCESSING TIMING SERVICE DORNA DATA PROCESSING TIMING SERVICE DORNA DATA PROCCEESSS

ed Bull Ring - Spielber

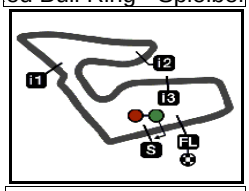

4348 m.

Results and timing service provided by TISSOT

RookiesCup

CryptoDATA MOTORRAD GRAND PRIX VON ÖSTERREICH

Official Starting Grid

Race : 16 laps = 69.568 km

1	**1** 1'45.534 **27 Rico SALMELA** KTM	**2** 1'45.627 **28 Máximo QUILES** KTM	**3** 1'46.048 **18 Angel PIQUERAS** KTM
2	**4** 1'46.122 **83 Alvaro CARPE** KTM	**5** 1'46.247 **11 Ruché MOODLEY** KTM	**6** 1'46.256 **12 Jacob ROULSTONE** KTM
3	**7** 1'46.453 **57 Danial SHAHRIL** KTM	**8** 1'46.510 **69 Marcos RUDA** KTM	**9** 1'46.541 **81 Lorenz LUCIANO** KTM
4	**10** 1'46.554 **14 Cormac BUCHANAN** KTM	**11** 1'46.594 **95 Marco MORELLI** KTM	**12** 1'46.656 **54 Alberto FERRANDEZ** KTM
5	**13** 1'46.681 **13 Hakim DANISH** KTM	**14** 1'46.722 **56 Kevin FARKAS** KTM	**15** 1'46.880 **2 Amaury MIZERA** KTM
6	**16** 1'46.979 **78 Jakob ROSENTHALER** KTM	**17** 1'46.992 **5 Leo RAMMERSTORFER** KTM	**18** 1'47.036 **8 Eddie O'SHEA** KTM
7	**19** 1'47.131 **67 Casey O'GORMAN** KTM	**20** 1'47.171 **50 Carter THOMPSON** KTM	**21** 1'47.194 **47 Dodo BOGGIO** KTM
8	**22** 1'47.281 **93 Arbi ADITAMA** KTM	**23** 1'47.625 **88 Shinya EZAWA** KTM	**24** 1'48.317 **23 Rhys STEPHENSON** KTM

FIM Rookies Cup Stewards double long lap penalty for rider #11

The results are provisional until the end of the limit for protest and appeals and until the ratification of the Event Management Committee.

Time limit for protest expires 60' at the latest after publication of the results - . ..... Time: .....

DORNA DATA PROCESSING ,TIMING SERVICE DORNA DATA PROCESSING TIMING SERVICE DORNA DATA PROCESSING TIMING SERVICE DORNA DATA PROCESSING TIMING SERVICE DORNA DATA PROCESSING TIMING SERVICE DORNA DATA PROCESSING TIMING SERVICE DORNA DATA PROCESSING TIMING SERVICE DORNA DATA PROCCEESSS

Spielberg, Friday, August 18, 2023

ed Bull Ring - Spielber

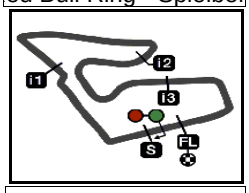

4348 m.

Results and timing service provided by TISSOT

RookiesCup

CryptoDATA MOTORRAD GRAND PRIX VON ÖSTERREICH

Official Starting Grid

Race : 16 laps = 69.568 km

9	**25** 1'48.920 **94 Guido PINI** KTM	**26** 1'48.952 **25 Alexander ENRIQUEZ** KTM

FIM Rookies Cup Stewards double long lap penalty for rider #11

The results are provisional until the end of the limit for protest and appeals and until the ratification of the Event Management Committee.

Time limit for protest expires 60' at the latest after publication of the results - . ..... Time: .....

DORNA DATA PROCESSING ,TIMING SERVICE DORNA DATA PROCESSING TIMING SERVICE DORNA DATA PROCESSING TIMING SERVICE DORNA DATA PROCESSING TIMING SERVICE DORNA DATA PROCESSING TIMING SERVICE DORNA DATA PROCESSING TIMING SERVICE DORNA DATA PROCESSING TIMING SERVICE DORNA DATA PROCCEESSS

Spielberg, Friday, August 18, 2023