


4348 m.

# RookiesCup

## CryptoDATA MOTORRAD GRAND PRIX VON ÖSTERREICH

### Race Nr.1

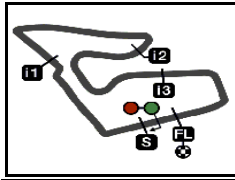
**Classification after 16 laps = 69.568 km**

Pos		Rider	Nation	Team	Motorcycle	Total Time	Km/h	Gap
1	25	83 Alvaro CARPE	SPA	Red Bull Rookies - Spain	KTM	<b>28'15.059</b>	147.7	
2	20	18 Angel PIQUERAS	SPA	Red Bull Rookies - Spain	KTM	<b>28'15.247</b>	147.7	0.188
3	16	27 Rico SALMELA	FIN	Red Bull Rookies - Finland	KTM	<b>28'15.290</b>	147.7	0.231
4	13	28 Máximo QUILES	SPA	Red Bull Rookies - Spain	KTM	<b>28'15.372</b>	147.7	0.313
5	11	69 Marcos RUDA	SPA	Red Bull Rookies - Spain	KTM	<b>28'17.345</b>	147.5	2.286
6	10	14 Cormac BUCHANAN	NZE	Red Bull Rookies - New Zealand	KTM	<b>28'21.867</b>	147.4	6.808
7	9	57 Danial SHAHRIL	MAL	Red Bull Rookies - Malaysia	KTM	<b>28'25.151</b>	146.8	10.092
8	8	11 Ruché MOODLEY	RSA	Red Bull Rookies - South Africa	KTM	<b>28'28.370</b>	146.5	13.311
9	7	67 Casey O'GORMAN	IRL	Red Bull Rookies - Ireland	KTM	<b>28'28.411</b>	146.5	13.352
10	6	95 Marco MORELLI	ARG	Red Bull Rookies - Argentina	KTM	<b>28'29.489</b>	146.5	14.430
11	5	81 Lorenz LUCIANO	BEL	Red Bull Rookies - Belgium	KTM	<b>28'29.815</b>	146.4	14.756
12	4	56 Kevin FARKAS	HUN	Red Bull Rookies - Hungary	KTM	<b>28'29.881</b>	146.4	14.822
13	3	54 Alberto FERRANDEZ	SPA	Red Bull Rookies - Spain	KTM	<b>28'32.582</b>	146.4	17.523
14	2	78 Jakob ROSENTHALER	AUT	Red Bull Rookies - Austria	KTM	<b>28'33.160</b>	146.1	18.101
15	1	47 Dodo BOGGIO	ITA	Red Bull Rookies - Italy	KTM	<b>28'37.705</b>	145.8	22.646
16		93 Arbi ADITAMA	INA	Red Bull Rookies - Indonesia	KTM	<b>28'37.733</b>	145.7	22.674
17		8 Eddie O'SHEA	GBR	Red Bull Rookies - Great Britain	KTM	<b>28'37.871</b>	145.7	22.812
18		94 Guido PINI	ITA	Red Bull Rookies - Italy	KTM	<b>28'37.908</b>	145.7	22.849
19		50 Carter THOMPSON	AUS	Red Bull Rookies - Australia	KTM	<b>28'38.493</b>	145.7	23.434
20		13 Hakim DANISH	MAL	Red Bull Rookies - Malaysia	KTM	<b>28'39.993</b>	145.6	24.934
21		5 Leo RAMMERSTORFER	AUT	Red Bull Rookies - Austria	KTM	<b>28'40.011</b>	145.6	24.952
22		88 Shinya EZAWA	JPN	Red Bull Rookies - Japan	KTM	<b>28'46.624</b>	145.0	31.565
23		2 Amaury MIZERA	FRA	Red Bull Rookies - France	KTM	<b>28'49.726</b>	144.7	34.667
24		23 Rhys STEPHENSON	GBR	Red Bull Rookies - Great Britain	KTM	<b>29'39.634</b>	140.7	1'24.575
<i>Not classified</i>								
		25 Alexander ENRIQUEZ	USA	Red Bull Rookies - United States	KTM	<b>1'56.142</b>	134.7	15 laps
<i>Not finished first lap</i>								
		12 Jacob ROULSTONE	AUS	Red Bull Rookies - Australia	KTM			

The results are provisional until the end of the limit for protest and appeals.

Time limit for protest expires 30' after publication of the results - ..... Time: .....

DORNA DATA PROCESSING TIMING SERVICE DORNA DATA PROCESSING TIMING SERVICE DORNA DATA PROCESSING TIMING SERVICE DORNA DATA PROCESSING TIMING SERVICE DORNA DATA PROCESSING TIMING SERVICE DORNA DATA PROCESSING TIMING SERVICE DORNA DATA PROCESSING TIMING SERVICE DORNA DATA PROCEESSS



4348 m.

# RookiesCup

## CryptoDATA MOTORRAD GRAND PRIX VON ÖSTERREICH

### Race Nr.1

### Classification after 16 laps = 69.568 km

Pos	Rider	Nation	Team	Motorcycle	Total Time	Km/h	Gap
-----	-------	--------	------	------------	------------	------	-----

**Race condition:** Dry  
**Air:** 31°  
**Humidity:** 39%  
**Ground:** 35°

<b>Pole Position:</b>		Rico SALMELA	1'45.534	148.3 Km/h
<b>Fastest Lap:</b>	Lap 15	Máximo QUILES	1'45.118	148.9 Km/h
<b>Best Race Lap:</b>	2022	Angel PIQUERAS	1'44.635	149.5 Km/h
<b>All Time Lap Record:</b>	2022	Angel PIQUERAS	1'44.635	149.5 Km/h

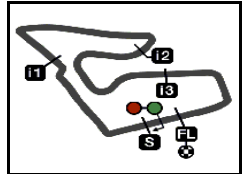
<p>16:50'00</p> <p>17:00'00</p> <p>17:02'50</p> <p>17:03'55 <u>Jacob ROULSTONE</u></p> <p>17:04'22 <u>Ruché MOODLEY</u></p> <p>17:04'37 -</p> <p>17:06'01 <u>Alexander ENRIQUEZ</u></p> <p>17:08'41 <u>Ruché MOODLEY</u></p> <p>17:09'14 <u>Dodo BOGGIO</u></p> <p>17:10'46 <u>Lorenz LUCIANO</u></p> <p>17:10'50 <u>Amaury MIZERA</u></p> <p>17:12'38 <u>Cormac BUCHANAN</u></p> <p>17:14'04 <u>Shinya EZAWA</u></p> <p>17:17'53 <u>Amaury MIZERA</u></p> <p>17:18'09 <u>Guido PINI</u></p> <p>17:19'05 <u>Marco MORELLI</u></p> <p>17:19'43 <u>Leo RAMMERSTORFER</u></p> <p>17:21'03 <u>Alberto FERRANDEZ</u></p> <p>17:21'20 <u>Amaury MIZERA</u></p> <p>17:21'47 <u>Guido PINI</u></p> <p>17:22'45 <u>Rhys STEPHENSON</u></p> <p>17:23'01 <u>Amaury MIZERA</u></p> <p>17:23'14 <u>Guido PINI</u></p> <p>17:24'08 <u>Jakob ROSENTHALER</u></p> <p>17:24'58 <u>Amaury MIZERA</u></p> <p>17:25'48 <u>Dodo BOGGIO</u></p> <p>17:26'51 <u>Hakim DANISH</u></p> <p>17:27'37 <u>Cormac BUCHANAN</u></p> <p>17:28'46 <u>Dodo BOGGIO</u></p> <p>17:29'55 <u>Alberto FERRANDEZ</u></p> <p>17:32'52 <u>Alberto FERRANDEZ</u></p> <p>17:32'52 <u>Cormac BUCHANAN</u></p>	<p>SIGHTING LAP START</p> <p>WARM UP LAP START</p> <p>RACE START</p> <p>crashed out - Rider OK</p> <p><u>double long lap penalty</u></p> <p><u>No jump starts</u></p> <p>crashed out - Rider OK</p> <p><u>double long lap penalty - COMPLETED</u></p> <p><u>track limits warning</u></p> <p><u>track limits warning</u></p> <p><u>track limits warning</u></p> <p><u>track limits warning</u></p> <p><u>track limits warning</u></p> <p><u>track limits warning</u></p> <p><u>long lap penalty due to exceeding track limit</u></p> <p><u>track limits warning</u></p> <p><u>track limits warning</u></p> <p><u>track limits warning</u></p> <p><u>track limits warning</u></p> <p><u>track limits warning</u></p> <p><u>track limits warning</u></p> <p><u>track limits warning</u></p> <p><u>track limits warning</u></p> <p><u>track limits warning</u></p> <p><u>long lap penalty due to exceeding track limit</u></p> <p><u>long lap penalty due to exceeding track limit</u></p> <p><u>track limits warning</u></p> <p><u>long lap penalty - COMPLETED</u></p> <p><u>long lap penalty due to exceeding track limit</u></p> <p><u>long lap penalty - COMPLETED</u></p> <p><u>long lap penalty - COMPLETED</u></p> <p><u>long lap penalty due to exceeding track limit</u></p> <p><u>track limits warning</u></p> <p><u>long lap penalty - COMPLETED</u></p> <p><u>long lap penalty due to exceeding track limit</u></p> <p><u>3 seconds penalty - insufficient time to complete long lap penalty</u></p> <p><u>3 seconds penalty - insufficient time to complete long lap penalty</u></p>
------------------------------------------------------------------------------------------------------------------------------------------------------------------------------------------------------------------------------------------------------------------------------------------------------------------------------------------------------------------------------------------------------------------------------------------------------------------------------------------------------------------------------------------------------------------------------------------------------------------------------------------------------------------------------------------------------------------------------------------------------------------------------------------------------------------------------------------------------------------------------------------------------------------------------------------------------------------------------------------------------------------------------------------------------------------------------------------------------------------------------------------------------------------	------------------------------------------------------------------------------------------------------------------------------------------------------------------------------------------------------------------------------------------------------------------------------------------------------------------------------------------------------------------------------------------------------------------------------------------------------------------------------------------------------------------------------------------------------------------------------------------------------------------------------------------------------------------------------------------------------------------------------------------------------------------------------------------------------------------------------------------------------------------------------------------------------------------------------------------------------------------------------------------------------------------------------------------------------------------------------------------------------------------------------------------------------------------------------------------------------------------------------------------------------------------------------------------------------------------------------------------------------------------------------------------------------------------------------------------------------------------------------------------------------------------------------------------------------------------------------------------------

The results are provisional until the end of the limit for protest and appeals.

Time limit for protest expires 30' after publication of the results - ..... Time: .....

DORNA DATA PROCESSING TIMING SERVICE DORNA DATA PROCESSING TIMING SERVICE DORNA DATA PROCESSING TIMING SERVICE DORNA DATA PROCESSING TIMING SERVICE DORNA DATA PROCESSING TIMING SERVICE DORNA DATA PROCESSING TIMING SERVICE DORNA DATA PROCESSING TIMING SERVICE DORNA DATA PROCESSING TIMING SERVICE DORNA DATA PROCESSING TIMING SERVICE DORNA DATA PROCESSING TIMING SERVICE DORNA DATA PROCESSING TIMING SERVICE DORNA DATA PROCESSING TIMING SERVICE DORNA DATA PROCESSING TIMING SERVICE DORNA DATA PROCESSING TIMING SERVICE DORNA DATA PROCESSING TIMING SERVICE DORNA DATA PROCESSING TIMING SERVICE DORNA DATA PROCESSING TIMING SERVICE DORNA DATA PROCCESSSS






4348 m.

# RookiesCup

## CryptoDATA MOTORRAD GRAND PRIX VON ÖSTERREICH

### Race Nr.1

### Fastest Laps Sequence

Lap	Race Time	 Rider	Nation	Motorcycle	Time	Km/h	Riders's Lap
2	<b>3'36.039</b>	83 Alvaro <b>CARPE</b>	SPA	KTM	<b>1'46.194</b>	147.3	2
2	<b>3'36.228</b>	18 Angel <b>PIQUERAS</b>	SPA	KTM	<b>1'45.741</b>	148.0	2
5	<b>8'54.012</b>	83 Alvaro <b>CARPE</b>	SPA	KTM	<b>1'45.619</b>	148.2	5
5	<b>8'54.123</b>	27 Rico <b>SALMELA</b>	FIN	KTM	<b>1'45.514</b>	148.3	5
6	<b>10'39.519</b>	83 Alvaro <b>CARPE</b>	SPA	KTM	<b>1'45.507</b>	148.3	6
6	<b>10'39.541</b>	27 Rico <b>SALMELA</b>	FIN	KTM	<b>1'45.418</b>	148.4	6
7	<b>12'25.685</b>	28 Maximo <b>QUILES</b>	SPA	KTM	<b>1'45.365</b>	148.5	7
12	<b>21'13.490</b>	83 Alvaro <b>CARPE</b>	SPA	KTM	<b>1'45.315</b>	148.6	12
12	<b>21'13.555</b>	27 Rico <b>SALMELA</b>	FIN	KTM	<b>1'45.307</b>	148.6	12
12	<b>21'14.173</b>	28 Maximo <b>QUILES</b>	SPA	KTM	<b>1'45.278</b>	148.6	12
13	<b>22'59.088</b>	18 Angel <b>PIQUERAS</b>	SPA	KTM	<b>1'45.235</b>	148.7	13
15	<b>26'30.164</b>	28 Maximo <b>QUILES</b>	SPA	KTM	<b>1'45.118</b>	148.9	15





Race Nr.1

RookiesCup

Lap	Lap Time	T1	T2	T3	T4	Speed	Lap	Lap Time	T1	T2	T3	T4	Speed
15	1'45.630 *	29.326	30.135*	27.128	19.041	202.2	14	<b>1'45.692</b>	29.505	30.026	27.136	19.025	203.3
16	<b>1'45.624</b>	29.371	30.068	27.082	19.103	202.8	15	<b>1'45.879</b>	29.569	30.050	27.219	19.041	203.3
<b>6th 14 Cormac BUCHANA</b> Red Bull Rookies - Ne NZE Runs=1 Total laps=16 Full laps=15 Valid laps=12							<b>9th 67 Casey O'GORMAN</b> Red Bull Rookies - Ire IRL Runs=1 Total laps=16 Full laps=15 Valid laps=13						
1	1'51.272	34.465	30.628	27.097	19.082		1	1'53.760	35.426	31.656	27.399	19.279	
2	1'46.125 *	29.69*	30.296	27.127	19.008	205.7	2	<b>1'46.997</b>	30.075	30.731	27.300	18.891	203.9
3	<b>1'46.086</b>	29.558	30.242	27.210	19.076	203.3	3	<b>1'46.671</b>	29.934	30.473	27.162	19.102	203.9
4	<b>1'46.162</b>	29.591	30.416	27.168	18.987	202.8	4	<b>1'46.714</b>	29.884	30.368	27.020	19.442	202.8
5	1'45.793 *	29.48*	30.313	27.111*	18.888	202.8	5	<b>1'46.314</b>	29.621	30.324	27.102	19.267	202.8
6	<b>1'46.002</b>	29.474	30.240	27.156	19.132	203.3	6	1'46.291 *	29.520	30.363	27.293	19.115*	203.3
7	<b>1'45.702</b>	29.455	30.207	27.064	18.976	204.5	7	<b>1'46.616</b>	29.794	30.260	27.309	19.253	198.3
8	<b>1'45.637</b>	29.473	30.088	27.085	18.991	205.1	8	<b>1'46.704</b>	29.624	30.408	27.388	19.284	204.5
9	<b>1'45.751</b>	29.481	30.158	27.097	19.015	204.5	9	1'46.582 *	29.646	30.578	27.178*	19.180	203.3
10	1'45.365	29.371	30.036	27.041	18.917	205.7	10	<b>1'46.404</b>	29.765	30.511	27.127	19.001	201.1
11	<b>1'45.696</b>	29.551	30.172	27.064	18.909	204.5	11	<b>1'46.142</b>	29.665	30.423	27.136	18.918	201.6
12	<b>1'45.527</b>	29.293	30.159	27.121	18.954	205.7	12	<b>1'45.791</b>	29.515	30.296	27.034	18.946	203.3
13	1'45.561 *	29.336	30.219	27.117*	18.889	204.5	13	<b>1'46.041</b>	29.579	30.390	26.971	19.101	203.3
14	<b>1'45.645</b>	29.379	30.204	27.137	18.925	203.9	14	<b>1'45.999</b>	29.512	30.516	27.062	18.909	204.5
15	<b>1'46.031</b>	29.367	30.252	27.295	19.117	204.5	15	1'45.470	29.247	30.316	26.970	18.937	203.3
16	<b>1'46.512</b>	29.542	30.391	27.385	19.194	202.8	16	<b>1'45.915</b>	29.503	30.259	27.123	19.030	202.2
<b>7th 57 Danial SHAHRIL</b> Red Bull Rookies - Ma MAL Runs=1 Total laps=16 Full laps=15 Valid laps=15							<b>10th 95 Marco MORELLI</b> Red Bull Rookies - Ar ARG Runs=1 Total laps=16 Full laps=15 Valid laps=12						
1	1'51.222	34.136	30.592	27.277	19.217		1	1'54.347	34.807	32.316	27.661	19.563	
2	<b>1'46.595</b>	29.990	30.403	27.090	19.112	202.8	2	<b>1'48.027</b>	30.436	31.110	27.211	19.270	206.8
3	<b>1'46.426</b>	30.001	30.289	27.037	19.099	203.9	3	<b>1'46.786</b>	30.106	30.632	27.024	19.024	206.8
4	<b>1'46.169</b>	29.703	30.249	27.178	19.039	204.5	4	1'46.421 *	29.66*	30.413	27.264	19.080	206.3
5	<b>1'45.722</b>	29.659	30.093	26.961	19.009	202.8	5	1'46.312 *	29.82*	30.348	27.091	19.050	202.2
6	<b>1'45.436</b>	29.396	30.127	26.926	18.987	202.8	6	<b>1'46.287</b>	29.938	30.402	26.988	18.959	203.3
7	<b>1'46.103</b>	29.638	30.237	27.177	19.051	206.3	7	<b>1'46.062</b>	29.657	30.365	26.920	19.120	205.1
8	<b>1'45.712</b>	29.476	30.155	27.110	18.971	203.9	8	<b>1'46.691</b>	30.050	30.440	27.009	19.192	208.0
9	1'45.402	29.438	30.059	26.968	18.937	203.9	9	1'46.470 *	29.69*	30.613	27.079	19.088	209.3
10	<b>1'45.665</b>	29.530	30.091	26.941	19.103	205.1	10	<b>1'46.837</b>	29.861	30.763	26.994	19.219	206.3
11	<b>1'47.269</b>	29.903	30.944	27.305	19.117	202.2	11	<b>1'46.038</b>	29.581	30.345	27.053	19.059	208.0
12	<b>1'46.331</b>	29.639	30.376	27.156	19.160	201.1	12	<b>1'45.619</b>	29.412	30.219	27.025	18.963	207.4
13	<b>1'46.844</b>	29.744	30.473	27.491	19.136	200.5	13	<b>1'46.024</b>	29.611	30.417	27.104	18.892	207.4
14	<b>1'46.860</b>	29.846	30.503	27.374	19.137	201.6	14	1'45.495	29.360	30.328	26.891	18.916	204.5
15	<b>1'46.631</b>	29.803	30.377	27.264	19.187	200.0	15	<b>1'45.985</b>	29.465	30.525	26.991	19.004	208.0
16	<b>1'46.764</b>	29.776	30.410	27.441	19.137	200.5	16	<b>1'46.088</b>	29.801	30.215	26.944	19.128	207.4
<b>8th 11 Ruché MOODLEY</b> Red Bull Rookies - So RSA Runs=1 Total laps=16 Full laps=15 Valid laps=13							<b>11th 81 Lorenz LUCIANO</b> Red Bull Rookies - Bel BEL Runs=1 Total laps=16 Full laps=15 Valid laps=12						
1	1'50.389	33.557	30.547	27.243	19.042		1	1'53.595	35.244	31.461	27.467	19.423	
2	<b>1'46.573</b>	30.245	30.175	27.044	19.109	203.3	2	1'46.680 *	29.824	30.416	27.222	19.218*	203.3
3	<b>1'49.917</b>	33.456	30.252	27.147	19.062	204.5	3	1'46.516 *	29.78*	30.314	27.278	19.136	200.5
4	<b>1'49.605</b>	32.881	30.471	27.184	19.069	204.5	4	1'47.320 *	29.640	30.406	27.633	19.641*	199.4
5	1'45.534	29.586	30.086	26.936	18.926	205.7	5	<b>1'46.584</b>	29.969	30.464	26.959	19.192	201.1
6	<b>1'45.554</b>	29.574	30.060	27.107	18.813	203.9	6	<b>1'46.501</b>	29.817	30.437	27.054	19.193	204.5
7	<b>1'46.100</b>	29.730	30.060	26.936	19.374	204.5	7	<b>1'46.430</b>	29.819	30.148	27.075	19.388	205.1
8	<b>1'46.599</b>	30.100	30.530	27.091	18.878	207.4	8	<b>1'46.836</b>	29.937	30.636	27.247	19.016	205.1
9	<b>1'46.393</b>	29.793	30.406	27.142	19.052	207.4	9	<b>1'46.474</b>	29.731	30.427	27.198	19.118	206.3
10	<b>1'46.183</b>	29.867	30.101	27.069	19.146	203.9	10	<b>1'46.258</b>	29.743	30.482	27.047	18.986	205.7
11	1'46.068 *	29.679	30.064	27.249	19.076*	203.9	11	<b>1'45.939</b>	29.664	30.183	27.061	19.031	203.9
12	1'45.807 *	29.57*	30.100	27.187	18.944	203.3	12	<b>1'45.714</b>	29.447	30.269	27.012	18.986	202.8
13	<b>1'46.027</b>	29.680	30.166	27.127	19.054	202.8							

<b>Fastest Lap:</b> Máximo QUILES	Red Bull Rookies - Sp SPA	<b>1'45.118</b>	29.173	29.961	26.910	19.074
-----------------------------------	---------------------------	-----------------	--------	--------	--------	--------

DORNA DATA PROCESSING TIMING SERVICE DORNA DATA PROCESSING TIMING SERVICE DORNA DATA PROCESSING TIMING SERVICE DORNA DATA PROCESSING TIMING SERVICE DORNA DATA PROCESSING TIMING SERVICE DORNA DATA PROCESSING TIMING SERVICE DORNA DATA PROCESSING TIMING SERVICE DORNA DATA PROCESSES



# Race Nr.1

# RookiesCup

Lap	Lap Time	T1	T2	T3	T4	Speed	Lap	Lap Time	T1	T2	T3	T4	Speed
13	<b>1'46.099</b>	29.607	30.338	27.029	19.125	202.2	12	1'46.143 *	29.641	30.451	26.991 *	19.060	203.3
14	<b>1'45.925</b>	29.566	30.309	27.089	<b>18.961</b>	202.2	13	<b>1'46.408</b>	<b>29.481</b>	30.776	27.054	19.097	202.8
15	<b>1'46.129</b>	<b>29.353</b>	30.205	27.034	19.537	201.6	14	<b>1'46.782</b>	29.587	30.620	27.326	19.249	203.9
16	<b>1'46.815</b>	29.778	30.255	27.421	19.361	198.8	15	<b>1'46.810</b>	29.676	30.431	27.452	19.251	200.0
							16	<b>1'46.793</b>	29.682	30.412	27.386	19.313	200.0

**12th 56 Kevin FARKAS** Red Bull Rookies - Hu HUN  
Runs=1 Total laps=16 Full laps=15 Valid laps=14

1	1'53.510	35.901	31.017	27.316	19.276	
2	1'46.998 *	30.30 *	30.424	27.179	19.086	202.2
3	<b>1'46.740</b>	30.103	30.461	27.128	19.048	202.8
4	<b>1'46.846</b>	29.746	30.329	27.189	19.582	205.7
5	<b>1'46.408</b>	29.831	30.477	<b>26.963</b>	19.137	205.1
6	<b>1'46.449</b>	29.807	30.382	27.055	19.205	205.1
7	<b>1'46.454</b>	29.860	30.204	27.117	19.273	205.7
8	<b>1'46.576</b>	30.046	30.242	27.086	19.202	204.5
9	<b>1'46.539</b>	29.599	30.382	27.337	19.221	202.8
10	<b>1'46.281</b>	29.616	<b>30.148</b>	27.320	19.197	202.2
11	<b>1'46.640</b>	29.930	30.637	27.058	19.015	201.6
12	<b>1'45.851</b>	29.574	30.256	27.055	18.966	207.4
13	<b>1'45.930</b>	29.594	30.284	26.986	19.066	206.3
14	<b>1'45.986</b>	29.560	30.358	27.131	<b>18.937</b>	205.7
15	<b>1'46.074</b>	<b>29.384</b>	30.610	27.057	19.023	206.3
16	<b>1'46.599</b>	29.963	30.427	27.027	19.182	<b>208.6</b>

**13th 54 Alberto FERRANDE** Red Bull Rookies - Sp SPA  
Runs=1 Total laps=16 Full laps=15 Valid laps=13

1	1'53.688	34.891	32.049	27.380	19.368	
2	<b>1'46.766</b>	29.829	30.532	27.286	19.119	204.5
3	<b>1'46.639</b>	29.746	30.330	27.264	19.299	200.5
4	<b>1'46.515</b>	29.552	30.309	27.471	19.183	202.8
5	<b>1'46.738</b>	29.666	30.309	27.480	19.283	198.8
6	<b>1'46.524</b>	29.823	<b>30.294</b>	27.229	19.178	200.0
7	<b>1'46.328</b>	29.480	30.301	27.404	19.143	202.8
8	1'46.929 *	29.68 *	30.347	27.498 *	19.403	199.4
9	<b>1'46.701</b>	29.687	30.627	27.326	19.061	204.5
10	1'46.568 *	29.816	30.707	27.098 *	<b>18.947</b>	203.3
11	<b>1'46.257</b>	29.545	30.530	27.054	19.128	204.5
12	<b>1'45.802</b>	29.479	30.361	26.992	18.970	203.9
13	<b>1'45.904</b>	29.546	30.352	<b>26.941</b>	19.065	203.9
14	<b>1'45.983</b>	29.614	30.437	26.973	18.959	<b>205.7</b>
15	<b>1'45.788</b>	<b>29.328</b>	30.332	27.148	18.980	205.7
16	<b>1'46.452</b>	29.471	30.309	27.457	19.215	205.1

**14th 78 Jakob ROSENTHAL** Red Bull Rookies - Au AUT  
Runs=1 Total laps=16 Full laps=15 Valid laps=13

1	1'53.876	35.259	31.781	27.357	19.479	
2	<b>1'47.535</b>	30.737	30.606	27.027	19.165	205.7
3	<b>1'46.623</b>	29.847	30.537	27.150	19.089	205.7
4	1'46.486 *	29.59 *	30.636	27.110 *	19.141	203.3
5	<b>1'46.809</b>	29.735	30.758	27.190	19.126	203.3
6	<b>1'46.666</b>	29.789	30.423	27.325	19.129	204.5
7	<b>1'46.148</b>	29.620	30.377	<b>27.019</b>	19.132	203.3
8	<b>1'46.638</b>	29.894	30.606	27.020	19.118	<b>206.3</b>
9	<b>1'46.585</b>	29.735	30.541	27.102	19.207	206.3
10	<b>1'46.784</b>	29.992	30.576	27.067	19.149	205.1
11	<b>1'46.074</b>	29.510	<b>30.349</b>	27.179	<b>19.036</b>	205.7

**15th 47 Dodo BOGGIO** Red Bull Rookies - Ital ITA  
Runs=1 Total laps=16 Full laps=15 Valid laps=9

1	1'53.961	36.035	31.210	27.279	19.437	
2	1'47.378 *	30.647	30.389	27.148	19.194 *	206.3
3	1'46.416 *	29.70 *	30.523	27.069	19.119	205.1
4	1'46.885 *	29.68 *	30.545	<b>27.026</b>	19.633	206.3
5	<b>1'46.519</b>	29.681	30.579	27.157	19.102	203.3
6	<b>1'46.179</b>	29.718	<b>30.226</b>	27.055	19.180	205.1
7	<b>1'46.724</b>	29.876	30.490	27.198	19.160	205.7
8	<b>1'46.801</b>	29.857	30.524	27.126	19.294	205.1
9	<b>1'46.708</b>	29.857	30.418	27.241	19.192	<b>207.4</b>
10	<b>1'46.499</b>	29.798	30.407	27.139	19.155	206.3
11	1'45.876 *	29.48 *	30.298	27.074	19.022	204.5
12	<b>1'45.879</b>	<b>29.559</b>	30.268	27.057	<b>18.995</b>	207.4
13	1'46.732 *	29.897	30.397 *	27.328	19.110	206.3
14	1'47.207 *	29.614	31.195 *	27.226	19.172	203.9
15	<b>1'51.246</b>	33.478	30.597	27.664	19.507	202.8
16	<b>1'46.695</b>	30.006	30.293	27.141	19.255	201.6

**16th 93 Arbi ADITAMA** Red Bull Rookies - Ind INA  
Runs=1 Total laps=16 Full laps=15 Valid laps=12

1	1'54.804	36.293	31.636	27.302	19.573	
2	1'47.766 *	30.23 *	31.048	27.150	19.336	205.1
3	<b>1'47.182</b>	30.093	30.727	<b>27.080</b>	19.282	<b>205.7</b>
4	1'46.672 *	29.84 *	30.345	27.335	19.152	202.8
5	<b>1'46.906</b>	30.030	30.524	27.097	19.255	201.6
6	<b>1'46.678</b>	29.719	30.384	27.275	19.300	202.2
7	<b>1'47.505</b>	30.022	30.979	27.250	19.254	200.5
8	<b>1'46.740</b>	29.681	30.525	27.209	19.325	202.8
9	<b>1'47.376</b>	29.916	30.467	27.663	19.330	201.1
10	<b>1'47.297</b>	29.922	30.516	27.433	19.426	204.5
11	<b>1'46.866</b>	29.770	30.498	27.242	19.356	202.2
12	<b>1'46.677</b>	29.898	30.457	27.181	19.141	200.5
13	<b>1'46.207</b>	29.617	30.334	27.167	<b>19.089</b>	200.5
14	<b>1'45.940</b>	<b>29.518</b>	<b>30.195</b>	27.100	19.127	201.1
15	<b>1'46.421</b>	29.579	30.280	27.115	19.447	201.6
16	1'46.696 *	29.850	30.300	27.231	19.315 *	200.5

**17th 8 Eddie O'SHEA** Red Bull Rookies - Gr GBR  
Runs=1 Total laps=16 Full laps=15 Valid laps=15

1	1'54.857	36.299	31.509	27.364	19.685	
2	<b>1'48.043</b>	30.470	31.094	27.154	19.325	<b>206.8</b>
3	<b>1'46.967</b>	29.876	30.826	27.084	19.181	203.3
4	<b>1'46.901</b>	29.796	30.498	27.314	19.293	205.1
5	<b>1'46.645</b>	29.844	30.466	<b>27.036</b>	19.299	202.2
6	<b>1'46.644</b>	29.790	30.447	27.094	19.313	205.1
7	<b>1'47.420</b>	29.996	30.742	27.292	19.390	205.1
8	<b>1'47.087</b>	29.780	30.769	27.336	19.202	200.5
9	<b>1'47.154</b>	29.840	30.505	27.616	19.193	203.3
10	<b>1'47.348</b>	30.037	30.842	27.141	19.328	203.9

**Fastest Lap:** Máximo QUILES Red Bull Rookies - Sp SPA **1'45.118** 29.173 29.961 26.910 19.074

DORNA DATA PROCESSING TIMING SERVICE DORNA DATA PROCESSING TIMING SERVICE DORNA DATA PROCESSING TIMING SERVICE DORNA DATA PROCESSING TIMING SERVICE DORNA DATA PROCESSING TIMING SERVICE DORNA DATA PROCESSING TIMING SERVICE DORNA DATA PROCESSING TIMING SERVICE DORNA DATA PROCCESSS

**Race Nr.1****RookiesCup**

Lap	Lap Time	T1	T2	T3	T4	Speed	Lap	Lap Time	T1	T2	T3	T4	Speed
11	<b>1'46.839</b>	29.833	30.597	27.107	19.302	205.1	10	<b>1'47.159</b>	29.820	30.604	27.625	19.110	205.1
12	<b>1'46.874</b>	29.893	30.611	27.173	19.197	203.3	11	<b>1'46.979</b>	29.762	30.530	27.416	19.271	205.7
13	<b>1'46.116</b>	29.612	<u>30.323</u>	27.073	19.108	201.1	12	<b>1'46.722</b>	29.759	30.581	27.356	19.026	203.9
14	<b>1'46.118</b>	29.499	30.389	27.180	<u>19.050</u>	203.3	13	1'46.583 *	29.699	30.330	27.483*	19.071	204.5
15	<b>1'46.249</b>	<u>29.493</u>	30.356	27.084	19.316	201.6	14	1'46.995 *	29.61*	30.719	27.507	19.157	202.8
16	<b>1'46.609</b>	29.921	30.556	27.069	19.063	203.9	15	1'46.425 *	29.686	<u>30.281</u>	27.364	19.094*	203.9
							16	<b>1'46.907</b>	29.750	30.341	27.501	19.315	203.3

**18th** **94** **Guido PINI** Red Bull Rookies - Ital ITA  
 Runs=1 Total laps=16 Full laps=15 Valid laps=10

1	1'54.067	36.160	31.288	27.382	19.237	
2	1'46.984 *	30.286	30.542	27.091	19.065*	<u>206.8</u>
3	<b>1'46.506</b>	29.850	30.553	27.096	19.007	202.8
4	<b>1'46.282</b>	29.590	30.323	27.080	19.289	205.1
5	1'46.478 *	29.757	30.426	<u>27.074</u>	19.221*	201.6
6	<b>1'46.420</b>	29.595	30.318	27.359	19.148	201.1
7	<b>1'46.557</b>	29.535	<u>30.306</u>	27.432	19.284	200.5
8	<b>1'47.322</b>	30.143	30.613	27.340	19.226	198.3
9	1'46.615 *	29.69*	30.559	27.219	19.138	206.8
10	1'46.367 *	29.724	30.520	27.122*	19.001	205.7
11	1'46.195 *	29.63*	30.502	27.088	<u>18.967</u>	205.7
12	<b>1'50.441</b>	33.315	30.590	27.319	19.217	204.5
13	<b>1'46.858</b>	29.645	30.710	27.378	19.125	200.5
14	<b>1'46.748</b>	<u>29.464</u>	30.405	27.468	19.411	200.5
15	<b>1'47.195</b>	29.950	30.451	27.434	19.360	196.7
16	<b>1'46.873</b>	30.233	30.461	27.140	19.039	200.0

**19th** **50** **Carter THOMPSON** Red Bull Rookies - Au AUS  
 Runs=1 Total laps=16 Full laps=15 Valid laps=13

1	1'54.229	36.255	31.314	27.310	19.350	
2	<b>1'47.938</b>	30.554	31.013	27.188	19.183	205.7
3	<b>1'46.867</b>	30.141	30.571	27.101	19.054	201.1
4	<b>1'46.612</b>	29.855	30.439	27.227	19.091	201.6
5	<b>1'46.329</b>	29.877	<u>30.338</u>	27.030	19.084	202.2
6	<b>1'46.296</b>	29.920	30.436	<u>26.994</u>	<u>18.946</u>	205.1
7	1'46.119 *	29.69*	30.372	27.056	18.998	206.8
8	<b>1'46.759</b>	30.034	30.645	27.017	19.063	<u>207.4</u>
9	<b>1'46.596</b>	<u>29.846</u>	30.431	27.099	19.220	206.8
10	<b>1'46.784</b>	29.866	30.694	27.135	19.089	205.7
11	<b>1'47.045</b>	29.931	30.494	27.365	19.255	205.1
12	1'47.250 *	29.927	30.635	27.454	19.234*	201.6
13	<b>1'47.184</b>	29.956	30.705	27.374	19.149	200.5
14	<b>1'47.839</b>	30.239	30.582	27.598	19.420	201.1
15	<b>1'47.260</b>	30.172	30.711	27.112	19.265	200.0
16	<b>1'47.386</b>	30.522	30.572	27.195	19.097	206.8

**20th** **13** **Hakim DANISH** Red Bull Rookies - Ma MAL  
 Runs=1 Total laps=16 Full laps=15 Valid laps=11

1	1'54.543	35.138	32.433	27.515	19.457	
2	<b>1'47.737</b>	30.296	30.680	27.486	19.275	<u>205.7</u>
3	1'48.040 *	30.289	31.209	27.344	19.198*	205.1
4	<b>1'46.854</b>	29.898	30.381	27.355	19.220	202.2
5	<b>1'46.810</b>	29.848	30.588	27.367	<u>19.007</u>	204.5
6	<b>1'46.734</b>	<u>29.592</u>	30.336	<u>27.221</u>	19.585	203.3
7	<b>1'47.211</b>	30.015	30.548	27.288	19.360	201.6
8	<b>1'47.389</b>	29.852	31.111	27.393	19.033	205.7
9	<b>1'46.905</b>	29.609	30.731	27.388	19.177	204.5

**21st** **5** **Leo RAMMERSTOR** Red Bull Rookies - Au AUT  
 Runs=1 Total laps=16 Full laps=15 Valid laps=11

1	1'54.969	36.016	31.967	27.424	19.562	
2	<b>1'48.102</b>	30.300	31.029	27.421	19.352	<u>206.8</u>
3	<b>1'47.535</b>	29.954	30.995	27.349	19.237	202.2
4	<b>1'46.779</b>	29.854	30.450	27.169	19.306	203.3
5	<b>1'46.826</b>	29.832	30.730	27.082	19.182	202.8
6	1'46.613 *	29.823	30.634	<u>27.050</u>	19.106*	202.2
7	<b>1'46.898</b>	29.784	30.549	27.234	19.331	203.9
8	1'46.968 *	29.79*	30.754	27.223	19.194	204.5
9	1'47.120 *	29.857	30.582	27.577*	19.104	206.3
10	<b>1'47.348</b>	29.888	30.698	27.297	19.465	205.1
11	<b>1'46.854</b>	29.625	30.605	27.412	19.212	205.1
12	<b>1'47.133</b>	29.897	30.847	27.347	<u>19.042</u>	203.9
13	<b>1'46.659</b>	<u>29.408</u>	30.624	27.558	19.069	205.1
14	1'46.614 *	29.53*	30.581	27.403	19.099	202.2
15	<u>1'46.568</u>	29.550	<u>30.449</u>	27.401	19.168	198.8
16	<b>1'47.025</b>	29.785	30.654	27.304	19.282	200.0

**22nd** **88** **Shinya EZAWA** Red Bull Rookies - Ja JPN  
 Runs=1 Total laps=16 Full laps=15 Valid laps=11

1	1'55.186	36.567	31.799	27.532	19.288	
2	1'48.459 *	30.412	31.506	27.318	19.223*	<u>205.7</u>
3	1'47.057 *	29.86*	30.690	27.229	19.270	202.2
4	<b>1'47.113</b>	30.062	30.601	27.286	19.164	205.1
5	1'47.145 *	29.828	30.799	27.325	19.193*	200.0
6	<b>1'46.657</b>	29.686	30.493	27.331	19.147	200.0
7	<b>1'47.039</b>	29.873	30.551	27.438	19.177	200.0
8	1'46.164 *	<u>29.449</u>	<u>30.436</u>	<u>27.162</u>	19.117*	201.1
9	<b>1'47.127</b>	29.936	30.589	27.406	19.196	203.3
10	<b>1'47.605</b>	29.994	30.811	27.450	19.350	202.8
11	<b>1'46.944</b>	29.843	30.590	27.441	<u>19.070</u>	203.9
12	<b>1'47.757</b>	29.881	31.053	27.600	19.223	201.6
13	<b>1'48.368</b>	30.206	30.934	27.845	19.383	198.8
14	<b>1'48.086</b>	30.118	30.964	27.662	19.342	198.3
15	<b>1'47.742</b>	29.947	30.696	27.854	19.245	198.3
16	<b>1'48.175</b>	30.014	30.897	27.865	19.399	198.3

**23rd** **2** **Amaury MIZERA** Red Bull Rookies - Fr FRA  
 Runs=1 Total laps=16 Full laps=15 Valid laps=6

1	1'54.943	36.306	31.842	27.395	19.400	
2	<b>1'48.320</b>	30.590	31.359	27.323	19.048	205.1
3	1'47.194 *	29.89*	30.845	27.294	19.157*	205.1
4	1'46.564 *	29.885	<u>30.357</u>	27.241*	19.081	205.1
5	<b>1'46.530</b>	29.802	30.603	<u>27.170</u>	<u>18.955</u>	203.9
6	<b>1'46.569</b>	29.806	30.409	27.321	19.033	<u>206.8</u>
7	1'47.464 *	29.94*	30.789	27.362	19.371	206.3
8	1'47.051 *	29.806	30.718	27.315	19.212*	204.5

**Fastest Lap:** Máximo QUILES Red Bull Rookies - Sp SPA **1'45.118** 29.173 29.961 26.910 19.074

DORNA DATA PROCESSING TIMING SERVICE DORNA DATA PROCESSING TIMING SERVICE DORNA DATA PROCESSING TIMING SERVICE DORNA DATA PROCESSING TIMING SERVICE DORNA DATA PROCESSING TIMING SERVICE DORNA DATA PROCESSING TIMING SERVICE DORNA DATA PROCESSING TIMING SERVICE DORNA DATA PROCESSING TIMING SERVICE DORNA DATA PROCESSING TIMING SERVICE DORNA DATA PROCCESSS





Race Nr.1

RookiesCup

Lap	Lap Time		T1	T2	T3	T4	Speed	Lap	Lap Time	T1	T2	T3	T4	Speed
9	1'46.868 *	<u>29.658</u>	30.461	27.516*	19.233*	206.3								
10	1'47.314 *	29.91*	30.727	27.422	19.252*	200.0								
11	1'50.931 *	33.506	30.612	27.667*	19.146	201.1								
12	<b>1'46.638</b>	29.732	30.424	27.389	19.093	201.1								
13	1'51.706 *	34.161	30.680	27.658	19.207*	201.1								
14	1'47.383 *	29.963	30.544	27.663	19.213*	199.4								
15	<b>1'47.037</b>	29.834	30.404	27.575	19.224	198.8								
16	<b>1'47.214</b>	29.827	30.536	27.643	19.208	200.5								

**24th 23 Rhys STEPHENSON** Red Bull Rookies - Gr GBR  
Runs=1 Total laps=16 Full laps=15 Valid laps=12

1	1'56.050	36.424	32.341	27.671	19.614									
2	<b>1'49.133</b>	30.782	31.149	<u>27.644</u>	19.558	<u>201.1</u>								
3	<b>1'49.216</b>	30.471	31.042	28.183	19.520	200.0								
4	<u>1'48.753</u>	30.400	<u>31.002</u>	27.894	<u>19.457</u>	197.2								
5	1'50.722 *	<u>30.196</u>	32.201	28.627	19.698*	197.8								
6	1'51.050 *	30.86*	31.992	28.412	19.780	196.7								
7	<b>1'50.841</b>	31.002	31.428	28.485	19.926	194.5								
8	<b>1'51.524</b>	31.182	31.795	28.637	19.910	194.0								
9	<b>1'52.199</b>	31.471	32.165	28.463	20.100	194.0								
10	<b>1'51.405</b>	30.770	31.684	28.839	20.112	194.0								
11	1'51.481 *	30.94*	32.098	28.577	19.866	194.0								
12	<b>1'52.266</b>	31.062	32.463	28.575	20.166	192.0								
13	<b>1'52.043</b>	31.871	32.079	28.039	20.054	190.9								
14	<b>1'53.681</b>	32.219	32.620	28.853	19.989	190.9								
15	<b>1'50.154</b>	31.101	31.679	27.872	19.502	195.1								
16	<b>1'49.116</b>	30.345	31.086	27.954	19.731									

**25th 25 Alexander ENRIQUE** Red Bull Rookies - Un USA  
Runs=1 Total laps=1 Full laps=0 Valid laps=0

1	1'56.142	36.667	<u>32.019</u>	<u>27.832</u>	<u>19.624</u>									
unfinished		<u>30.359</u>			<u>205.7</u>									

**26th 12 Jacob ROULSTONE** Red Bull Rookies - Au AUS  
Runs=1 Total laps=0 Full laps=0 Valid laps=0

unfinished	34.794													
------------	--------	--	--	--	--	--	--	--	--	--	--	--	--	--

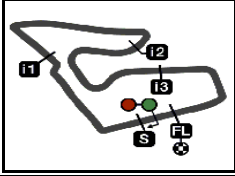
**Fastest Lap:** Máximo QUILES Red Bull Rookies - Sp SPA **1'45.118** 29.173 29.961 26.910 19.074

DORNA DATA PROCESSING TIMING SERVICE DORNA DATA PROCESSING TIMING SERVICE DORNA DATA PROCESSING TIMING SERVICE DORNA DATA PROCESSING TIMING SERVICE DORNA DATA PROCESSING TIMING SERVICE DORNA DATA PROCESSING TIMING SERVICE DORNA DATA PROCCESSS

Spielberg, Saturday, August 19, 2023







**CryptoDATA MOTORRAD GRAND PRIX VON ÖSTERREICH**

**Official Starting Grid**

4348 m.

Race : 16 laps = 69.568 km

9

**25**  
 1'48.920  
**94 Guido PINI**  
 KTM

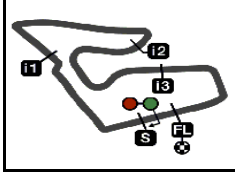
**26**  
 1'48.952  
**25 Alexander ENRIQUEZ**  
 KTM

The results are provisional until the end of the limit for protest and appeals and until the ratification of the Event Management Committee.

Time limit for protest expires 60' at the latest after publication of the results - ..... Time: .....

DORNA DATA PROCESSING TIMING SERVICE DORNA DATA PROCESSING TIMING SERVICE DORNA DATA PROCESSING TIMING SERVICE DORNA DATA PROCESSING TIMING SERVICE DORNA DATA PROCESSING TIMING SERVICE DORNA DATA PROCESSING TIMING SERVICE DORNA DATA PROCESSING TIMING SERVICE DORNA DATA PROCESSING TIMING SERVICE DORNA DATA PROCCEESS





4348 m.

# RookiesCup

## CryptoDATA MOTORRAD GRAND PRIX VON ÖSTERREICH

### Race Nr.1

### Lap Chart

Pos	1	2	3	4	5	6	7	8	9	10	11	12	13	14	15	16	17	18	19	20	21	22	23	24	25	26
Grid	27	28	18	<b>83</b>	11	12	57	69	81	14	95	54	13	56	2	78	5	8	67	50	47	93	88	23	94	25

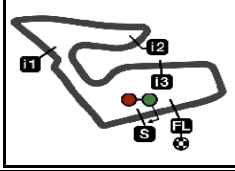


	<b>1</b>	<b>83</b>	27	11	18	28	57	14	69	56	81	54	67	78	47	94	50	95	13	93	8	2	5	88	23	25
	<b>2</b>	<b>83</b>	27	18	28	11	14	57	69	81	54	56	67	94	47	78	50	13	95	93	8	5	2	88	23	
	<b>3</b>	27	<b>83</b>	18	28	14	69	57	81	11	54	56	67	94	47	78	50	95	93	8	13	2	5	88	23	
	<b>4</b>	<b>83</b>	18	27	28	14	69	57	54	94	56	81	67	78	47	95	50	93	11	8	2	13	5	88	23	
	<b>5</b>	<b>83</b>	27	18	28	14	69	57	94	54	67	56	81	47	78	95	50	11	93	8	2	13	5	88	23	
	<b>6</b>	<b>83</b>	27	18	28	69	14	57	94	67	54	56	81	47	11	78	95	50	93	8	2	13	5	88	23	
	<b>7</b>	<b>83</b>	27	18	28	69	14	57	54	94	67	56	81	11	47	78	95	50	8	93	2	5	13	88	23	
	<b>8</b>	<b>83</b>	27	18	28	69	14	57	56	67	54	11	81	94	78	47	95	50	93	8	2	5	88	13	23	
	<b>9</b>	<b>83</b>	27	18	28	69	14	57	56	67	11	54	81	94	78	95	47	50	2	93	8	5	88	13	23	
	<b>10</b>	<b>83</b>	27	18	28	69	14	57	56	11	67	81	54	94	47	78	95	50	2	93	8	5	13	88	23	
L	<b>11</b>	<b>83</b>	27	18	28	69	14	57	11	81	67	56	54	94	47	78	95	50	93	8	5	13	88	2	23	
a	<b>12</b>	<b>83</b>	27	18	28	69	14	57	11	81	67	56	54	47	95	78	50	94	93	8	13	5	88	2	23	
P	<b>13</b>	<b>83</b>	27	18	28	69	14	57	11	81	67	56	54	95	47	78	50	94	93	8	13	5	88	2	23	
S	<b>14</b>	<b>83</b>	27	18	28	69	14	57	11	81	67	56	54	95	78	47	94	50	93	8	5	13	88	2	23	
	<b>15</b>	<b>83</b>	27	18	28	69	14	57	11	67	81	54	56	95	78	47	94	93	50	8	5	13	88	2	23	
	<b>16</b>	<b>83</b>	18	27	28	69	14	57	11	67	95	54	81	56	78	47	93	8	94	50	13	5	88	2	23	

Winner  Lapped rider

DORNA DATA PROCESSING TIMING SERVICE DORNA DATA PROCESSING TIMING SERVICE DORNA DATA PROCESSING TIMING SERVICE DORNA DATA PROCESSING TIMING SERVICE DORNA DATA PROCESSING TIMING SERVICE DORNA DATA PROCESSING TIMING SERVICE DORNA DATA PROCESSING TIMING SERVICE DORNA DATA PROCESSING TIMING SERVICE DORNA DATA PROCESSING TIMING SERVICE DORNA DATA PROCCESSS






4348 m.

# RookiesCup

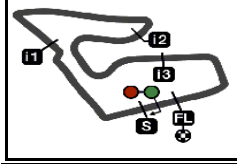
## CryptoDATA MOTORRAD GRAND PRIX VON ÖSTERREICH

### Race Nr.1

### Fastest Lap of Each Rider

		<i>Rider</i>	<i>Nation</i>	<i>Team</i>	<i>Motorcycle</i>	<i>Time</i>	<i>Lap Total</i>	<i>Gap</i>
1	28	<b>Máximo QUILES</b>	SPA	Red Bull Rookies - Spain	KTM	<b>1'45.118</b>	15 16	
2	18	<b>Angel PIQUERAS</b>	SPA	Red Bull Rookies - Spain	KTM	<b>1'45.235</b>	13 16	0.117 0.117
3	27	<b>Rico SALMELA</b>	FIN	Red Bull Rookies - Finland	KTM	<b>1'45.307</b>	12 16	0.189 0.072
4	83	<b>Alvaro CARPE</b>	SPA	Red Bull Rookies - Spain	KTM	<b>1'45.315</b>	12 16	0.197 0.008
5	14	<b>Cormac BUCHANAN</b>	NZE	Red Bull Rookies - New Zealand	KTM	<b>1'45.365</b>	10 16	0.247 0.050
6	69	<b>Marcos RUDA</b>	SPA	Red Bull Rookies - Spain	KTM	<b>1'45.388</b>	10 16	0.270 0.023
7	57	<b>Danial SHAHRIL</b>	MAL	Red Bull Rookies - Malaysia	KTM	<b>1'45.402</b>	9 16	0.284 0.014
8	67	<b>Casey O'GORMAN</b>	IRL	Red Bull Rookies - Ireland	KTM	<b>1'45.470</b>	15 16	0.352 0.068
9	95	<b>Marco MORELLI</b>	ARG	Red Bull Rookies - Argentina	KTM	<b>1'45.495</b>	14 16	0.377 0.025
10	11	<b>Ruché MOODLEY</b>	RSA	Red Bull Rookies - South Africa	KTM	<b>1'45.534</b>	5 16	0.416 0.039
11	81	<b>Lorenz LUCIANO</b>	BEL	Red Bull Rookies - Belgium	KTM	<b>1'45.714</b>	12 16	0.596 0.180
12	54	<b>Alberto FERRANDEZ</b>	SPA	Red Bull Rookies - Spain	KTM	<b>1'45.802</b>	12 16	0.684 0.088
13	56	<b>Kevin FARKAS</b>	HUN	Red Bull Rookies - Hungary	KTM	<b>1'45.851</b>	12 16	0.733 0.049
14	47	<b>Dodo BOGGIO</b>	ITA	Red Bull Rookies - Italy	KTM	<b>1'45.879</b>	12 16	0.761 0.028
15	93	<b>Arbi ADITAMA</b>	INA	Red Bull Rookies - Indonesia	KTM	<b>1'45.940</b>	14 16	0.822 0.061
16	78	<b>Jakob ROSENTHALER</b>	AUT	Red Bull Rookies - Austria	KTM	<b>1'46.074</b>	11 16	0.956 0.134
17	8	<b>Eddie O'SHEA</b>	GBR	Red Bull Rookies - Great Britain	KTM	<b>1'46.116</b>	13 16	0.998 0.042
18	94	<b>Guido PINI</b>	ITA	Red Bull Rookies - Italy	KTM	<b>1'46.282</b>	4 16	1.164 0.166
19	50	<b>Carter THOMPSON</b>	AUS	Red Bull Rookies - Australia	KTM	<b>1'46.296</b>	6 16	1.178 0.014
20	2	<b>Amaury MIZERA</b>	FRA	Red Bull Rookies - France	KTM	<b>1'46.530</b>	5 16	1.412 0.234
21	5	<b>Leo RAMMERSTORFER</b>	AUT	Red Bull Rookies - Austria	KTM	<b>1'46.568</b>	15 16	1.450 0.038
22	88	<b>Shinya EZAWA</b>	JPN	Red Bull Rookies - Japan	KTM	<b>1'46.657</b>	6 16	1.539 0.089
23	13	<b>Hakim DANISH</b>	MAL	Red Bull Rookies - Malaysia	KTM	<b>1'46.722</b>	12 16	1.604 0.065
24	23	<b>Rhys STEPHENSON</b>	GBR	Red Bull Rookies - Great Britain	KTM	<b>1'48.753</b>	4 16	3.635 2.031





4348 m.

# RookiesCup

## CryptoDATA MOTORRAD GRAND PRIX VON ÖSTERREICH

### Race Nr.1

### Analysis by Lap

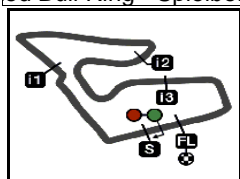
Num	Lap Time	Gap												
<b>Lap 1</b>			<b>69</b>	1'46.215	1.630	<b>78</b>	1'46.809	7.317	<b>13</b>	1'47.211	12.741	<b>28</b>	1'45.741	0.378
			<b>57</b>	1'46.426	1.753	<b>95</b>	1'46.312	7.881	<b>88</b>	1'47.039	13.468	<b>69</b>	1'45.388	1.132
<b>83</b>	1'49.845		<b>81</b>	1'46.516	4.301	<b>50</b>	1'46.329	7.963	<b>23</b>	1'50.841	30.577	<b>14</b>	1'45.365	1.189
<b>27</b>	1'49.866	0.021	<b>11</b>	1'49.917	4.389	<b>11</b>	1'45.534	8.006	<b>Lap 8</b>			<b>57</b>	1'45.665	1.746
<b>11</b>	1'50.389	0.544	<b>54</b>	1'46.639	4.603	<b>93</b>	1'46.906	9.318	<b>83</b>	1'45.568		<b>56</b>	1'46.281	10.095
<b>18</b>	1'50.487	0.642	<b>56</b>	1'46.740	4.758	<b>8</b>	1'46.645	9.401	<b>27</b>	1'45.496	0.024	<b>11</b>	1'46.183	10.141
<b>28</b>	1'50.610	0.765	<b>67</b>	1'46.671	4.938	<b>2</b>	1'46.530	9.539	<b>18</b>	1'45.547	0.166	<b>67</b>	1'46.404	10.347
<b>57</b>	1'51.222	1.377	<b>94</b>	1'46.506	5.067	<b>13</b>	1'46.810	9.972	<b>18</b>	1'45.502	0.431	<b>81</b>	1'46.258	10.488
<b>14</b>	1'51.272	1.427	<b>47</b>	1'46.416	5.265	<b>5</b>	1'46.826	10.199	<b>28</b>	1'45.502	0.431	<b>54</b>	1'46.568	10.690
<b>69</b>	1'51.422	1.577	<b>78</b>	1'46.623	5.544	<b>88</b>	1'47.145	10.948	<b>69</b>	1'45.657	1.963	<b>94</b>	1'46.367	10.892
<b>56</b>	1'53.510	3.665	<b>50</b>	1'46.867	6.544	<b>23</b>	1'50.722	19.862	<b>14</b>	1'45.637	2.023	<b>47</b>	1'46.499	11.364
<b>81</b>	1'53.595	3.750	<b>95</b>	1'46.786	6.670	<b>Lap 6</b>			<b>57</b>	1'45.712	2.629	<b>78</b>	1'46.784	11.444
<b>54</b>	1'53.688	3.843	<b>93</b>	1'47.182	7.262	<b>83</b>	1'45.507		<b>56</b>	1'46.576	9.225	<b>95</b>	1'46.837	11.534
<b>67</b>	1'53.760	3.915	<b>8</b>	1'46.967	7.377	<b>27</b>	1'45.418	0.022	<b>67</b>	1'46.704	9.311	<b>50</b>	1'46.784	11.823
<b>78</b>	1'53.876	4.031	<b>13</b>	1'48.040	7.830	<b>18</b>	1'45.444	0.170	<b>54</b>	1'46.929	9.371	<b>2</b>	1'47.314	16.111
<b>47</b>	1'53.961	4.116	<b>2</b>	1'47.194	7.967	<b>11</b>	1'46.599	9.515	<b>11</b>	1'46.599	9.515	<b>93</b>	1'47.297	16.220
<b>94</b>	1'54.067	4.222	<b>5</b>	1'47.535	8.116	<b>28</b>	1'45.307	0.801	<b>81</b>	1'46.836	9.706	<b>8</b>	1'47.348	16.360
<b>50</b>	1'54.229	4.384	<b>88</b>	1'47.057	8.212	<b>69</b>	1'45.683	1.843	<b>94</b>	1'47.322	9.860	<b>5</b>	1'47.348	16.452
<b>95</b>	1'54.347	4.502	<b>23</b>	1'49.216	11.909	<b>14</b>	1'46.002	1.921	<b>78</b>	1'46.638	10.025	<b>13</b>	1'47.159	16.676
<b>13</b>	1'54.543	4.698	<b>Lap 4</b>			<b>57</b>	1'45.436	2.051	<b>47</b>	1'46.801	10.107	<b>88</b>	1'47.605	16.846
<b>93</b>	1'54.804	4.959	<b>83</b>	1'45.894		<b>94</b>	1'46.420	7.218	<b>95</b>	1'46.691	10.177	<b>23</b>	1'51.405	48.187
<b>8</b>	1'54.857	5.012	<b>18</b>	1'45.850	0.070	<b>67</b>	1'46.291	7.228	<b>50</b>	1'46.759	10.393	<b>Lap 11</b>		
<b>2</b>	1'54.943	5.098	<b>27</b>	1'46.119	0.216	<b>54</b>	1'46.524	7.351	<b>93</b>	1'46.740	13.497	<b>83</b>	1'45.469	
<b>5</b>	1'54.969	5.124	<b>28</b>	1'46.296	0.693	<b>56</b>	1'46.449	7.432	<b>8</b>	1'47.087	13.808	<b>27</b>	1'45.500	0.073
<b>88</b>	1'55.186	5.341	<b>14</b>	1'46.162	1.252	<b>81</b>	1'46.501	7.677	<b>2</b>	1'47.051	13.879	<b>18</b>	1'45.508	0.184
<b>23</b>	1'56.050	6.205	<b>69</b>	1'46.032	1.759	<b>47</b>	1'46.179	7.819	<b>5</b>	1'46.968	13.934	<b>28</b>	1'45.811	0.720
<b>25</b>	1'56.142	6.297	<b>57</b>	1'46.169	2.019	<b>11</b>	1'45.554	8.053	<b>88</b>	1'46.164	14.064	<b>69</b>	1'45.529	1.192
<b>Lap 2</b>			<b>54</b>	1'46.515	5.215	<b>78</b>	1'46.666	8.476	<b>13</b>	1'47.389	14.562	<b>14</b>	1'45.696	1.416
<b>83</b>	1'46.194		<b>94</b>	1'46.282	5.446	<b>95</b>	1'46.287	8.661	<b>23</b>	1'51.524	36.533	<b>57</b>	1'47.269	3.546
<b>27</b>	1'46.208	0.035	<b>56</b>	1'46.846	5.701	<b>50</b>	1'46.296	8.752	<b>Lap 9</b>			<b>11</b>	1'46.068	10.740
<b>18</b>	1'45.741	0.189	<b>81</b>	1'47.320	5.718	<b>93</b>	1'46.678	10.489	<b>83</b>	1'46.193		<b>81</b>	1'45.939	10.958
<b>28</b>	1'46.311	0.882	<b>67</b>	1'46.714	5.749	<b>8</b>	1'46.644	10.538	<b>27</b>	1'46.271	0.102	<b>67</b>	1'46.142	11.020
<b>11</b>	1'46.573	0.923	<b>78</b>	1'46.486	6.127	<b>2</b>	1'46.569	10.601	<b>18</b>	1'46.206	0.179	<b>56</b>	1'46.640	11.266
<b>14</b>	1'46.125	1.358	<b>47</b>	1'46.885	6.247	<b>13</b>	1'46.734	11.199	<b>28</b>	1'46.156	0.394	<b>54</b>	1'46.257	11.478
<b>57</b>	1'46.595	1.778	<b>95</b>	1'46.421	7.188	<b>5</b>	1'46.613	11.305	<b>69</b>	1'45.731	1.501	<b>94</b>	1'46.195	11.618
<b>69</b>	1'46.483	1.866	<b>50</b>	1'46.612	7.253	<b>88</b>	1'46.657	12.098	<b>14</b>	1'45.751	1.581	<b>47</b>	1'45.876	11.771
<b>81</b>	1'46.680	4.236	<b>93</b>	1'46.672	8.031	<b>23</b>	1'51.050	25.405	<b>57</b>	1'45.402	1.838	<b>78</b>	1'46.074	12.049
<b>54</b>	1'46.766	4.415	<b>11</b>	1'49.605	8.091	<b>Lap 7</b>			<b>56</b>	1'46.539	9.571	<b>95</b>	1'46.038	12.103
<b>56</b>	1'46.998	4.469	<b>8</b>	1'46.901	8.375	<b>83</b>	1'45.669		<b>67</b>	1'46.582	9.700	<b>50</b>	1'47.045	13.399
<b>67</b>	1'46.997	4.718	<b>2</b>	1'46.564	8.628	<b>27</b>	1'45.743	0.096	<b>11</b>	1'46.393	9.715	<b>93</b>	1'46.866	17.617
<b>94</b>	1'46.984	5.012	<b>13</b>	1'46.854	8.781	<b>18</b>	1'45.686	0.187	<b>54</b>	1'46.701	9.879	<b>8</b>	1'46.839	17.730
<b>47</b>	1'47.378	5.300	<b>5</b>	1'46.779	8.992	<b>28</b>	1'45.365	0.497	<b>81</b>	1'46.474	9.987	<b>5</b>	1'46.854	17.837
<b>78</b>	1'47.535	5.372	<b>88</b>	1'47.113	9.422	<b>69</b>	1'45.700	1.874	<b>94</b>	1'46.615	10.282	<b>13</b>	1'46.979	18.186
<b>50</b>	1'47.938	6.128	<b>23</b>	1'48.753	14.759	<b>14</b>	1'45.702	1.954	<b>78</b>	1'46.585	10.417	<b>88</b>	1'46.944	18.321
<b>13</b>	1'47.737	6.241	<b>Lap 5</b>			<b>57</b>	1'46.103	2.485	<b>95</b>	1'46.470	10.454	<b>2</b>	1'50.931	21.573
<b>95</b>	1'48.027	6.335	<b>83</b>	1'45.619		<b>54</b>	1'46.328	8.010	<b>47</b>	1'46.708	10.622	<b>23</b>	1'51.481	54.199
<b>93</b>	1'47.766	6.531	<b>27</b>	1'45.514	0.111	<b>94</b>	1'46.557	8.106	<b>50</b>	1'46.596	10.796	<b>Lap 12</b>		
<b>8</b>	1'48.043	6.861	<b>18</b>	1'45.782	0.233	<b>67</b>	1'46.616	8.175	<b>2</b>	1'46.868	14.554	<b>83</b>	1'45.315	
<b>5</b>	1'48.102	7.032	<b>28</b>	1'45.927	1.001	<b>56</b>	1'46.454	8.217	<b>93</b>	1'47.376	14.680	<b>27</b>	1'45.307	0.065
<b>2</b>	1'48.320	7.224	<b>14</b>	1'45.793	1.426	<b>81</b>	1'46.430	8.438	<b>8</b>	1'47.154	14.769	<b>18</b>	1'45.494	0.363
<b>88</b>	1'48.459	7.606	<b>69</b>	1'45.527	1.667	<b>11</b>	1'46.100	8.484	<b>5</b>	1'47.120	14.861	<b>28</b>	1'45.278	0.683
<b>23</b>	1'49.133	9.144	<b>57</b>	1'45.722	2.122	<b>47</b>	1'46.724	8.874	<b>88</b>	1'47.127	14.998	<b>69</b>	1'45.430	1.307
<b>Lap 3</b>			<b>94</b>	1'46.478	6.305	<b>78</b>	1'46.148	8.955	<b>13</b>	1'46.905	15.274	<b>14</b>	1'45.527	1.628
<b>27</b>	1'46.416		<b>54</b>	1'46.738	6.334	<b>95</b>	1'46.062	9.054	<b>23</b>	1'52.199	42.539	<b>57</b>	1'46.331	4.562
<b>83</b>	1'46.460	0.009	<b>67</b>	1'46.314	6.444	<b>50</b>	1'46.119	9.202	<b>Lap 10</b>			<b>11</b>	1'45.807	11.232
<b>18</b>	1'46.385	0.123	<b>56</b>	1'46.408	6.490	<b>8</b>	1'47.420	12.289	<b>83</b>	1'45.757		<b>81</b>	1'45.714	11.357
<b>28</b>	1'45.869	0.300	<b>81</b>	1'46.584	6.683	<b>93</b>	1'47.505	12.325	<b>27</b>	1'45.697	0.042	<b>67</b>	1'45.791	11.496
<b>14</b>	1'46.086	0.993	<b>47</b>	1'46.519	7.147	<b>2</b>	1'47.464	12.396	<b>18</b>	1'45.723	0.145	<b>56</b>	1'45.851	11.802
						<b>5</b>	1'46.898	12.534						

☐ Lapped rider









4348 m.

**2023 Riders Performance**

(Qualifying Position - Starting Position - Race Position)

Rider	Points	POR	POR	SPA	SPA	FRA	FRA	ITA	ITA	NED	NED	AUT	AUT	RSM	RSM						
1 <b>PIQUERAS</b> Angel	248	1	1	3	3	4	4	1	1	1	1	3									
		1-1	1-1	3-1	3-2	4-1	4-1	1-4	1-2	1-1	1-1	3-2	-	-	-	-	-	-	-	-	-
2 <b>CARPE</b> Alvaro	142	7	7	10	10	8	8	11	11	6	6	4									
		7-2	7-6	10-4	10-3	8-6	8-NC	11-6	11-8	6-2	6-6	4-1	-	-	-	-	-	-	-	-	-
3 <b>QUILES</b> Máximo	123	9	9	1	1	7	7	2	2	2	2	2									
		9-21	9-11	1-3	1-1	7-4	7-10	2-NC	2-1	26-NL	2-2	2-4	-	-	-	-	-	-	-	-	-
4 <b>SALMELA</b> Rico	107	6	6	11	11	2	2	6	6	3	3	1									
		6-3	6-5	11-5	11-5	2-2	2-NC	6-12	6-4	3-20	3-11	1-3	-	-	-	-	-	-	-	-	-
5 <b>FERRANDEZ</b> Alberto	106	5	5	7	7	16	16	7	7	14	14	12									
		5-6	5-NC	7-7	7-9	16-7	16-3	7-1	7-5	14-11	14-5	12-13	-	-	-	-	-	-	-	-	-
6 <b>ROULSTONE</b> Jacob	100	20	20	4	4	9	9	3	3	10	10	6									
		20-13	20-9	4-2	4-6	9-11	9-6	3-7	3-9	10-4	10-3	6-NL	-	-	-	-	-	-	-	-	-
7 <b>O'GORMAN</b> Casey	97	3	3	9	9	10	10	10	10	5	5	19									
		3-4	3-4	9-10	9-7	10-NL	10-NC	10-2	10-NC	5-3	5-4	19-9	-	-	-	-	-	-	-	-	-
8 <b>MORELLI</b> Marco	82	18	18	2	2	1	1	16	16	4	4	11									
		18-11	18-7	2-11	2-4	1-13	1-4	16-3	16-12	4-16	4-8	11-10	-	-	-	-	-	-	-	-	-
9 <b>RUDA</b> Marcos	75	19	19	14	14	11	11	8	8	13	13	8									
		19-7	19-2	14-14	14-12	11-NL	11-15	8-14	8-7	13-8	13-7	8-5	-	-	-	-	-	-	-	-	-
10 <b>DANISH</b> Hakim	67	8	8	17	17	12	12	14	14	7	7	13									
		8-5	8-3	16-9	16-11	12-9	12-NC	23-NC	14-6	7-5	7-NC	13-20	-	-	-	-	-	-	-	-	-
11 <b>MOODLEY</b> Ruché	60	2	2	6	6	13	13			15	15	5									
		2-8	2-NC	6-6	6-8	13-3	13-NC	-	-	15-6	15-NC	5-8	-	-	-	-	-	-	-	-	-
12 <b>PINI</b> Guido	59	14	14	12	12	3	3	4	4	9	9	25									
		14-12	14-NC	12-8	12-NC	3-5	3-2	4-NC	4-3	9-NC	9-NC	25-18	-	-	-	-	-	-	-	-	-
13 <b>ADITAMA</b> Arbi	44	21	21	8	8	17	17	19	19	11	11	22									
		21-15	21-12	8-13	8-18	17-14	17-7	19-5	19-11	11-13	11-10	22-16	-	-	-	-	-	-	-	-	-

NC=Not classified NL=Not finished first lap NP=Not started race re-start N2=Not finished first lap race re-start EX=Excluded NS=Not Started DS=Disqualified

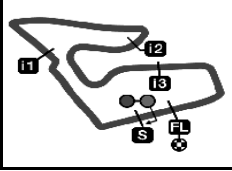
DORNA DATA PROCESSING TIMING SERVICE DORNA DATA PROCESSING TIMING SERVICE DORNA DATA PROCESSING TIMING SERVICE DORNA DATA PROCESSING TIMING SERVICE DORNA DATA PROCESSING TIMING SERVICE DORNA DATA PROCESSING TIMING SERVICE DORNA DATA PROCESSING TIMING SERVICE DORNA DATA PROCESSING TIMING SERVICE DORNA DATA PROCESSING TIMING SERVICE DORNA DATA PROCESSING TIMING SERVICE DORNA DATA PROCCEESSS





## RookiesCup

## CryptoDATA MOTORRAD GRAND PRIX VON ÖSTERREICH



4348 m.

## Championship Classification

Rider	Nation	Points	POR	POR	SPA	SPA	FRA	FRA	ITA	ITA	NED	NED	AUT	AUT	RSM	RSM
1 <b>PIQUERAS</b> Angel	SPA	<b>248</b>	25	25	25	20	25	25	13	20	25	25	20			
2 <b>CARPE</b> Alvaro	SPA	<b>142</b>	20	10	13	16	10	-	10	8	20	10	25			
3 <b>QUILES</b> Máximo	SPA	<b>123</b>	0	5	16	25	13	6	-	25	-	20	13			
4 <b>SALMELA</b> Rico	FIN	<b>107</b>	16	11	11	11	20	-	4	13	0	5	16			
5 <b>FERRANDEZ</b> Alberto	SPA	<b>106</b>	10	-	9	7	9	16	25	11	5	11	3			
6 <b>ROULSTONE</b> Jacob	AUS	<b>100</b>	3	7	20	10	5	10	9	7	13	16	-			
7 <b>O'GORMAN</b> Casey	IRL	<b>97</b>	13	13	6	9	-	-	20	-	16	13	7			
8 <b>MORELLI</b> Marco	ARG	<b>82</b>	5	9	5	13	3	13	16	4	0	8	6			
9 <b>RUDA</b> Marcos	SPA	<b>75</b>	9	20	2	4	-	1	2	9	8	9	11			
10 <b>DANISH</b> Hakim	MAL	<b>67</b>	11	16	7	5	7	-	-	10	11	-	0			
11 <b>MOODLEY</b> Ruché	RSA	<b>60</b>	8	-	10	8	16	-	-	-	10	-	8			
12 <b>PINI</b> Guido	ITA	<b>59</b>	4	-	8	-	11	20	-	16	-	-	0			
13 <b>ADITAMA</b> Arbi	INA	<b>44</b>	1	4	3	0	2	9	11	5	3	6	0			
14 <b>BUCHANAN</b> Cormac	NZE	<b>41</b>	2	-	1	2	8	11	-	-	-	7	10			
15 <b>SHAHNIL</b> Danial	MAL	<b>39</b>	7	6	-	-	-	-	8	2	7	0	9			
16 <b>LUCIANO</b> Lorenz	BEL	<b>37</b>	6	8	0	6	4	8	-	-	-	-	5			
17 <b>FARKAS</b> Kevin	HUN	<b>24</b>	-	2	0	0	0	-	5	0	9	4	4			
18 <b>ROSENTHALER</b> Jakob	AUT	<b>20</b>	0	0	4	0	0	4	-	6	1	3	2			
19 <b>THOMPSON</b> Carter	AUS	<b>16</b>	0	1	0	1	6	-	-	-	6	2	0			
20 <b>O'SHEA</b> Eddie	GBR	<b>15</b>	-	-	-	-	1	7	3	-	4	-	0			
21 <b>EZAWA</b> Shinya	JPN	<b>14</b>	0	0	0	0	0	3	7	3	0	1	0			
22 <b>BOGGIO</b> Dodo	ITA	<b>11</b>	-	-	-	3	-	5	-	-	2	-	1			
23 <b>ENRIQUEZ</b> Alexander	USA	<b>6</b>	0	-	0	0	-	-	6	0	0	0	-			
24 <b>MIZERA</b> Amaury	FRA	<b>4</b>	0	3	0	-	0	-	-	1	-	0	0			
25 <b>RAMMERSTORFER</b> Leo	AUT	<b>2</b>	0	0	0	0	0	2	-	0	0	0	0			
26 <b>STEPHENSON</b> Rhys	GBR	<b>0</b>	-	0	0	-	-	-	-	0	0	0	0			