uito de Jerez - Ángel N

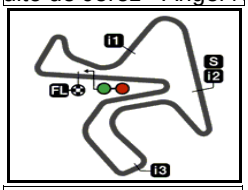

4423 m.

Results and timing service provided by TISSOT

RookiesCup

GRAN PREMIO MotoGP™ GURU BY GRYFYN DE ESPAÑA

Qualifying

Classification

		Rider	Nation	Team	Motorcycle	Time	Lap	Total	Gap		Top Speed
1	28	**Máximo QUILES**	SPA	Red Bull MotoGP Rookies Cup	KTM	**1'49.105**	5	10			**200.7**
2	95	**Marco MORELLI**	ARG	Red Bull MotoGP Rookies Cup	KTM	**1'49.338**	3	11	0.233	0.233	**197.4**
3	18	**Angel PIQUERAS**	SPA	Red Bull MotoGP Rookies Cup	KTM	**1'49.395**	3	10	0.290	0.057	**197.8**
4	12	**Jacob ROULSTONE**	AUS	Red Bull MotoGP Rookies Cup	KTM	**1'49.412**	5	11	0.307	0.017	**199.6**
5	47	**Dodo BOGGIO**	ITA	Red Bull MotoGP Rookies Cup	KTM	**1'49.671**	5	11	0.566	0.259	**197.0**
6	11	**Ruché MOODLEY**	RSA	Red Bull MotoGP Rookies Cup	KTM	**1'49.789**	8	11	0.684	0.118	**202.6**
7	54	**Alberto FERRANDEZ**	SPA	Red Bull MotoGP Rookies Cup	KTM	**1'49.844**	5	11	0.739	0.055	**195.6**
8	93	**Arbi ADITAMA**	INA	Red Bull MotoGP Rookies Cup	KTM	**1'49.888**	5	10	0.783	0.044	**200.0**
9	67	**Casey O'GORMAN**	IRL	Red Bull MotoGP Rookies Cup	KTM	**1'49.897**	10	10	0.792	0.009	**197.8**
10	83	**Alvaro CARPE**	SPA	Red Bull MotoGP Rookies Cup	KTM	**1'49.929**	3	11	0.824	0.032	**200.0**
11	27	**Rico SALMELA**	FIN	Red Bull MotoGP Rookies Cup	KTM	**1'49.937**	3	11	0.832	0.008	**200.7**
12	94	**Guido PINI**	ITA	Red Bull MotoGP Rookies Cup	KTM	**1'49.974**	5	10	0.869	0.037	**200.3**
13	81	**Lorenz LUCIANO**	BEL	Red Bull MotoGP Rookies Cup	KTM	**1'50.290**	11	11	1.185	0.316	**197.0**
14	69	**Marcos RUDA**	SPA	Red Bull MotoGP Rookies Cup	KTM	**1'50.417**	6	10	1.312	0.127	**198.1**
15	14	**Cormac BUCHANAN**	NZE	Red Bull MotoGP Rookies Cup	KTM	**1'50.665**	3	11	1.560	0.248	**200.0**
16	57	**Danial SHAHRIL**	MAL	Red Bull MotoGP Rookies Cup	KTM	**1'50.735**	7	9	1.630	0.070	**199.2**
17	13	**Hakim DANISH**	MAL	Red Bull MotoGP Rookies Cup	KTM	**1'50.777**	3	9	1.672	0.042	**195.2**
18	50	**Carter THOMPSON**	AUS	Red Bull MotoGP Rookies Cup	KTM	**1'50.816**	3	11	1.711	0.039	**195.6**
19	78	**Jakob ROSENTHALER**	AUT	Red Bull MotoGP Rookies Cup	KTM	**1'50.886**	3	11	1.781	0.070	**198.1**
20	56	**Kevin FARKAS**	HUN	Red Bull MotoGP Rookies Cup	KTM	**1'50.934**	7	11	1.829	0.048	**197.8**
21	5	**Leo RAMMERSTORFER**	AUT	Red Bull MotoGP Rookies Cup	KTM	**1'51.454**	6	11	2.349	0.520	**197.8**
22	88	**Shinya EZAWA**	JPN	Red Bull MotoGP Rookies Cup	KTM	**1'51.506**	5	11	2.401	0.052	**197.8**
23	23	**Rhys STEPHENSON**	GBR	Red Bull MotoGP Rookies Cup	KTM	**1'51.717**	3	11	2.612	0.211	**195.6**
24	2	**Amaury MIZERA**	FRA	Red Bull MotoGP Rookies Cup	KTM	**1'52.328**	2	4	3.223	0.611	**198.1**
25	25	**Alexander ENRIQUEZ**	USA	Red Bull MotoGP Rookies Cup	KTM	**1'53.121**	3	3	4.016	0.793	**194.2**

Practice condition: **Dry**
Air: 33°
Humidity: 31%
Ground: 48°

Fastest Lap:	Lap: 5	**Máximo QUILES**	**1'49.105**	145.9 Km/h
Best Race Lap:	2021	**Diogo MOREIRA**	**1'48.701**	146.4 Km/h
All Time Lap Record:	2021	**Diogo MOREIRA**	**1'48.701**	146.4 Km/h

The results are provisional until the end of the limit for protest and appeals.

Time limit for protest expires 30' after publication of the results - ..... Time: .....

DORNA DATA PROCESSING .TIMING SERVICE DORNA DATA PROCESSING TIMING SERVICE DORNA DATA PROCESSING TIMING SERVICE DORNA DATA PROCESSING TIMING SERVICE DORNA DATA PROCESSING TIMING SERVICE DORNA DATA PROCESSING TIMING SERVICE DORNA DATA PROCESSING TIMING SERVICE DORNA DATA PROCCEESSS

Jerez de la Frontera, Friday, April 28, 2023

uito de Jerez - Ángel N

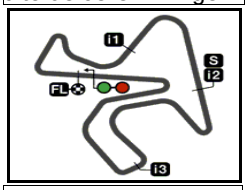

4423 m.

Results and timing service provided by TISSOT

RookiesCup

GRAN PREMIO MotoGP™ GURU BY GRYFYN DE ESPAÑA

Qualifying

Top Speed & Average

	Rider	Nation	Motorcycle	Top 5 speeds					Average	Top
11	**Ruché MOODLEY**	**RSA**	KTM	202.6	201.4	196.3	196.0	195.6	198.4	**202.6**
27	**Rico SALMELA**	**FIN**	KTM	200.7	200.3	198.1	195.2	194.9	197.8	**200.7**
28	**Máximo QUILES**	**SPA**	KTM	200.7	198.8	197.0	196.7	196.3	197.9	**200.7**
94	**Guido PINI**	**ITA**	KTM	200.3	198.1	196.7	192.8	192.5	196.1	**200.3**
14	**Cormac BUCHANAN**	**NZE**	KTM	200.0	198.8	198.5	197.0	194.5	197.2	**200.0**
83	**Alvaro CARPE**	**SPA**	KTM	200.0	199.6	197.8	197.4	197.0	198.4	**200.0**
93	**Arbi ADITAMA**	**INA**	KTM	200.0	199.6	195.2	194.5	194.2	196.3	**200.0**
12	**Jacob ROULSTONE**	**AUS**	KTM	199.6	198.8	198.5	197.8	196.3	198.2	**199.6**
57	**Danial SHAHRIL**	**MAL**	KTM	199.2	197.4	196.3	196.0	195.6	196.9	**199.2**
2	**Amaury MIZERA**	**FRA**	KTM	198.1	197.8	197.4	195.2	187.8	195.3	**198.1**
69	**Marcos RUDA**	**SPA**	KTM	198.1	198.1	197.0	196.7	196.0	197.2	**198.1**
78	**Jakob ROSENTHALER**	**AUT**	KTM	198.1	197.0	196.7	196.7	196.3	197.0	**198.1**
5	**Leo RAMMERSTORFER**	**AUT**	KTM	197.8	197.8	197.4	196.3	196.3	197.1	**197.8**
18	**Angel PIQUERAS**	**SPA**	KTM	197.8	195.2	194.5	193.2	192.1	194.6	**197.8**
56	**Kevin FARKAS**	**HUN**	KTM	197.8	197.0	197.0	196.7	196.3	197.0	**197.8**
67	**Casey O'GORMAN**	**IRL**	KTM	197.8	197.4	196.7	196.0	194.2	196.4	**197.8**
88	**Shinya EZAWA**	**JPN**	KTM	197.8	197.8	197.4	194.5	194.2	196.3	**197.8**
95	**Marco MORELLI**	**ARG**	KTM	197.4	194.5	194.2	193.8	193.5	194.7	**197.4**
47	**Dodo BOGGIO**	**ITA**	KTM	197.0	196.3	196.3	195.6	194.9	196.0	**197.0**
81	**Lorenz LUCIANO**	**BEL**	KTM	197.0	195.6	195.6	194.9	193.2	194.9	**197.0**
23	**Rhys STEPHENSON**	**GBR**	KTM	195.6	194.9	193.2	192.8	192.1	193.5	**195.6**
50	**Carter THOMPSON**	**AUS**	KTM	195.6	195.6	194.9	194.5	194.2	195.0	**195.6**
54	**Alberto FERRANDEZ**	**SPA**	KTM	195.6	195.2	195.2	194.5	193.8	194.7	**195.6**
13	**Hakim DANISH**	**MAL**	KTM	195.2	194.5	194.5	194.5	194.5	194.6	**195.2**
25	**Alexander ENRIQUEZ**	**USA**	KTM	194.2	193.5	192.1			193.3	**194.2**

DORNA DATA PROCESSING ,TIMING SERVICE DORNA DATA PROCESSING TIMING SERVICE DORNA DATA PROCESSING TIMING SERVICE DORNA DATA PROCESSING TIMING SERVICE DORNA DATA PROCESSING TIMING SERVICE DORNA DATA PROCESSING TIMING SERVICE DORNA DATA PROCESSING TIMING SERVICE DORNA DATA PROCCEESSS

Jerez de la Frontera, Friday, April 28, 2023

uito de Jerez - Ángel N

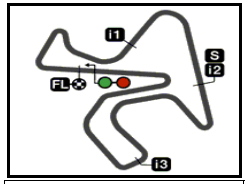

4423 m.

Results and timing service provided by TISSOT

RookiesCup

GRAN PREMIO MotoGP™ GURU BY GRYFYN DE ESPAÑA

Qualifying

Best Partial Times

IT *Ideal Lap Time, sum of the best partial times* ***BT*** *Best Lap Time*

	T1		T2		T3		T4	
Pos	Rider	Time	Rider	Time	Rider	Time	Rider	Time
1	M.QUILES	26.678	M.MORELLI	16.611	A.PIQUERAS	31.616	M.MORELLI	33.816
2	**A.PIQUERAS**	**26.702**	**R.MOODLEY**	**16.638**	**M.QUILES**	**31.828**	**A.CARPE**	**33.862**
3	D.BOGGIO	26.801	R.SALMELA	16.665	G.PINI	31.880	M.QUILES	33.867
4	**R.SALMELA**	**26.862**	**J.ROULSTONE**	**16.668**	**M.MORELLI**	**31.890**	**R.MOODLEY**	**33.888**
5	R.MOODLEY	26.875	A.CARPE	16.682	R.SALMELA	31.913	J.ROULSTONE	33.911
6	**A.FERRANDEZ**	**26.875**	**M.QUILES**	**16.693**	**J.ROULSTONE**	**31.923**	**A.PIQUERAS**	**33.951**
7	A.CARPE	26.905	A.PIQUERAS	16.719	A.FERRANDEZ	31.977	C.O'GORMAN	33.963
8	**M.MORELLI**	**26.905**	**D.SHAHRIL**	**16.742**	**A.CARPE**	**32.046**	**D.BOGGIO**	**33.992**
9	J.ROULSTONE	26.910	A.ADITAMA	16.742	C.BUCHANAN	32.047	A.ADITAMA	34.004
10	**A.ADITAMA**	**26.953**	**D.BOGGIO**	**16.758**	**D.BOGGIO**	**32.053**	**H.DANISH**	**34.031**
11	G.PINI	26.959	G.PINI	16.763	C.O'GORMAN	32.106	G.PINI	34.093
12	**M.RUDA**	**26.965**	**S.EZAWA**	**16.784**	**A.ADITAMA**	**32.129**	**A.FERRANDEZ**	**34.103**
13	C.O'GORMAN	26.969	C.THOMPSON	16.798	L.LUCIANO	32.163	R.SALMELA	34.112
14	**C.BUCHANAN**	**26.975**	**J.ROSENTHALE**	**16.804**	**H.DANISH**	**32.165**	**L.LUCIANO**	**34.113**
15	L.LUCIANO	27.032	C.BUCHANAN	16.814	S.EZAWA	32.189	C.THOMPSON	34.132
16	**J.ROSENTHALE**	**27.084**	**C.O'GORMAN**	**16.827**	**K.FARKAS**	**32.198**	**D.SHAHRIL**	**34.229**
17	D.SHAHRIL	27.089	L.LUCIANO	16.828	M.RUDA	32.236	C.BUCHANAN	34.245
18	**C.THOMPSON**	**27.118**	**A.FERRANDEZ**	**16.863**	**R.MOODLEY**	**32.299**	**M.RUDA**	**34.325**
19	K.FARKAS	27.177	M.RUDA	16.863	D.SHAHRIL	32.352	K.FARKAS	34.356
20	**S.EZAWA**	**27.183**	**A.MIZERA**	**16.871**	**L.RAMMERSTOR**	**32.448**	**J.ROSENTHALE**	**34.369**
21	L.RAMMERSTOR	27.199	K.FARKAS	16.871	C.THOMPSON	32.467	S.EZAWA	34.456
22	**R.STEPHENSON**	**27.245**	**R.STEPHENSON**	**16.885**	**J.ROSENTHALE**	**32.485**	**R.STEPHENSON**	**34.486**
23	H.DANISH	27.340	H.DANISH	16.905	R.STEPHENSON	32.640	L.RAMMERSTOR	34.600
24	**A.MIZERA**	**27.565**	**L.RAMMERSTOR**	**16.965**	**A.MIZERA**	**32.682**	**A.MIZERA**	**34.814**

Pos	Rider	IT	BT	
1	**A.PIQUERAS**	1'48.988	1'49.395	(3)
2	**M.QUILES**	1'49.066	1'49.105	(1)
3	**M.MORELLI**	1'49.222	1'49.338	(2)
4	**J.ROULSTONE**	1'49.412	1'49.412	(4)
5	**A.CARPE**	1'49.495	1'49.929	(10)
6	**R.SALMELA**	1'49.552	1'49.937	(11)
7	**D.BOGGIO**	1'49.604	1'49.671	(5)
8	**G.PINI**	1'49.695	1'49.974	(12)
9	**R.MOODLEY**	1'49.700	1'49.789	(6)
10	**A.FERRANDEZ**	1'49.818	1'49.844	(7)
11	**A.ADITAMA**	1'49.828	1'49.888	(8)
12	**C.O'GORMAN**	1'49.865	1'49.897	(9)
13	**C.BUCHANAN**	1'50.081	1'50.665	(15)
14	**L.LUCIANO**	1'50.136	1'50.290	(13)
15	**M.RUDA**	1'50.389	1'50.417	(14)
16	**D.SHAHRIL**	1'50.412	1'50.735	(16)
17	**H.DANISH**	1'50.441	1'50.777	(17)
18	**C.THOMPSON**	1'50.515	1'50.816	(18)
19	**K.FARKAS**	1'50.602	1'50.934	(20)
20	**S.EZAWA**	1'50.612	1'51.506	(22)
21	**J.ROSENTHAL**	1'50.742	1'50.886	(19)
22	**L.RAMMERST**	1'51.212	1'51.454	(21)
23	**R.STEPHENSO**	1'51.256	1'51.717	(23)
24	**A.MIZERA**	1'51.932	1'52.328	(24)

DORNA DATA PROCESSING .TIMING SERVICE DORNA DATA PROCESSING TIMING SERVICE DORNA DATA PROCESSING TIMING SERVICE DORNA DATA PROCESSING TIMING SERVICE DORNA DATA PROCESSING TIMING SERVICE DORNA DATA PROCESSING TIMING SERVICE DORNA DATA PROCESSING TIMING SERVICE DORNA DATA PROCESSING TIMING SERVICE DORNA DATA PROCCEESSS

uito de Jerez - Ángel N

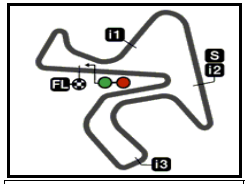

4423 m.

Results and timing service provided by TISSOT

RookiesCup

GRAN PREMIO MotoGP™ GURU BY GRYFYN DE ESPAÑA

Qualifying

Best Partial Times

IT *Ideal Lap Time, sum of the best partial times* ***BT*** *Best Lap Time*

T1			T2		T3		T4						
Pos	*Rider*	*Time*	*Rider*	*Time*	*Rider*	*Time*	*Rider*	*Time*	*Pos*	*Rider*	*IT*	*BT*	
25	A.ENRIQUEZ	27.650	A.ENRIQUEZ	17.294	A.ENRIQUEZ	33.039	A.ENRIQUEZ	35.107	25	**A.ENRIQUEZ**	1'53.090	1'53.121	(25)

DORNA DATA PROCESSING .TIMING SERVICE DORNA DATA PROCESSING TIMING SERVICE DORNA DATA PROCESSING TIMING SERVICE DORNA DATA PROCESSING TIMING SERVICE DORNA DATA PROCESSING TIMING SERVICE DORNA DATA PROCESSING TIMING SERVICE DORNA DATA PROCESSING TIMING SERVICE DORNA DATA PROCCEESSS

uito de Jerez - Ángel N

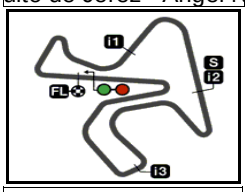

4423 m.

Results and timing service provided by TISSOT

RookiesCup

GRAN PREMIO MotoGP™ GURU BY GRYFYN DE ESPAÑA

Qualifying

Fastest Laps Sequence

Practice Time	Rider	Nation	Motorcycle	Time	Km/h	Rider's Lap
4'05.412	94 **Guido PINI**	ITA	KTM	**1'51.217**	143.1	2
4'28.040	54 **Alberto FERRANDEZ**	SPA	KTM	**1'50.962**	143.4	2
4'28.181	12 **Jacob ROULSTONE**	AUS	KTM	**1'50.265**	144.4	2
6'12.657	83 **Alvaro CARPE**	SPA	KTM	**1'49.929**	144.8	3
6'19.174	18 **Angel PIQUERAS**	SPA	KTM	**1'49.395**	145.5	3
6'23.568	95 **Marco MORELLI**	ARG	KTM	**1'49.338**	145.6	3
10'02.060	28 **Máximo QUILES**	SPA	KTM	**1'49.105**	145.9	5

DORNA DATA PROCESSING ,TIMING SERVICE DORNA DATA PROCESSING TIMING SERVICE DORNA DATA PROCESSING TIMING SERVICE DORNA DATA PROCESSING TIMING SERVICE DORNA DATA PROCESSING TIMING SERVICE DORNA DATA PROCESSING TIMING SERVICE DORNA DATA PROCESSING TIMING SERVICE DORNA DATA PROCCEESSS

Jerez de la Frontera, Friday, April 28, 2023

uito de Jerez - Ángel N

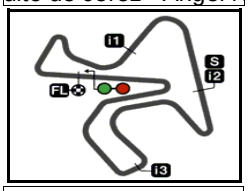

4423 m.

Results and timing service provided by TISSOT

RookiesCup

GRAN PREMIO MotoGP™ GURU BY GRYFYN DE ESPAÑA

Qualifying

Chronological Analysis of Performances

** Lap / Sector time cancelled*
P Crossing the finish line in pit lane
T1 Time from finish line to 1st intermediate
T2 Time from 1st intermed. to 2nd intermed.
T3 Time from 2nd intermed. to 3rd intermed.
T4 Time from 3rd intermediate to finish line

1st 28 Máximo QUILES — Red Bull MotoGP Roo SPA

Runs=2 Total laps=10 Full laps=7 Valid laps=5

Lap	Lap Time		T1	T2	T3	T4	Speed
1	2'35.602		31.520	18.031	41.718	38.364	180.3
2	**1'56.599**		27.442	17.222	34.475	37.460	194.2
3	**1'50.099**		26.946	16.693	32.444	34.016	200.7
4	1'50.655	*	27.21*	17.126	32.252	34.058	195.2
5	**1'49.105**		26.678	16.732	31.828	33.867	197.0
6	**1'49.467**		26.842	16.749	31.948	33.928	196.7
7	2'03.671	*	27.307	17.077	35.781	43.506*	193.8
8	1'45.417	P	27.172	16.904	32.355	28.986	198.8
9	1'56.515		30.559	17.211	32.360	36.385	194.9
10	**1'49.876**		26.973	16.874	32.093	33.936	196.3

2nd 95 Marco MORELLI — Red Bull MotoGP Roo ARG

Runs=1 Total laps=11 Full laps=10 Valid laps=8

Lap	Lap Time		T1	T2	T3	T4	Speed
1	2'43.933		35.917	17.611	35.817	39.718	187.8
2	**1'50.297**		27.307	17.015	32.076	33.899	193.2
3	**1'49.338**		26.905	16.611	32.006	33.816	197.4
4	1'57.044	*	30.60*	17.550	33.952	34.936	186.5
5	**1'50.359**		27.039	16.872	31.976	34.472	191.8
6	**1'49.563**		26.948	16.837	31.890	33.888	194.2
7	**1'54.486**		28.766	17.107	33.160	35.453	193.8
8	**1'55.733**		27.449	17.306	34.782	36.196	183.6
9	**1'53.857**		27.105	16.887	32.784	37.081	194.5
10	1'52.325	*	27.37*	17.042	32.552	35.357	193.5
11	**1'50.733**		27.015	17.066	32.211	34.441	192.5

3rd 18 Angel PIQUERAS — Red Bull MotoGP Roo SPA

Runs=2 Total laps=10 Full laps=7 Valid laps=5

Lap	Lap Time		T1	T2	T3	T4	Speed
1	2'25.777		35.447	17.378	32.922	42.262	192.1
2	**2'04.002**		28.466	18.805	34.725	42.006	175.3
3	**1'49.395**		26.931	16.897	31.616	33.951	194.5
4	1'52.233	*	27.49*	17.619	32.395	34.725	188.4
5	**1'50.127**		26.788	16.826	31.720	34.793	195.2
6	**1'50.226**		26.702	16.719	31.816	34.989	197.8
7	**2'01.438**		28.037	17.076	36.450	39.875	190.4
8	1'46.862	P	27.344	17.082	32.973	29.463	188.1
9	1'57.363		33.325	17.234	32.444	34.360	191.4
10	1'50.296	*	26.921	16.980	32.068	34.327*	193.2

4th 12 Jacob ROULSTONE — Red Bull MotoGP Roo AUS

Runs=1 Total laps=11 Full laps=10 Valid laps=7

Lap	Lap Time		T1	T2	T3	T4	Speed
1	2'37.916		30.860	17.251	39.912	39.299	194.2
2	**1'50.265**		27.204	16.800	32.121	34.140	197.8
3	**1'56.296**		27.282	17.060	36.423	35.531	193.5
4	1'52.386	*	27.36*	17.418	33.105	34.494	188.1
5	**1'49.412**		26.910	16.668	31.923	33.911	199.6
6	**1'53.787**		28.267	17.113	33.649	34.758	186.8
7	1'53.888	*	27.026	16.935	32.012	37.915*	192.1
8	**1'54.721**		27.159	16.866	32.843	37.853	198.5
9	**1'50.710**		27.072	16.967	32.394	34.277	196.3
10	1'51.023	*	27.10*	16.933	32.600	34.386	194.9
11	**1'50.029**		26.960	16.720	31.975	34.374	198.8

5th 47 Dodo BOGGIO — Red Bull MotoGP Roo ITA

Runs=1 Total laps=11 Full laps=10 Valid laps=6

Lap	Lap Time		T1	T2	T3	T4	Speed
1	2'37.107		30.089	18.889	42.418	40.060	178.8
2	1'50.844	*	27.350	16.946	32.401	34.147*	196.3
3	**1'56.703**		29.252	17.361	34.112	35.978	187.5
4	1'51.614	*	27.53*	17.045	32.702	34.336	192.5
5	**1'49.671**		26.801	16.825	32.053	33.992	195.6
6	**1'53.128**		28.847	16.850	32.824	34.607	194.5
7	**1'57.316**		29.005	17.002	32.404	38.905	194.9
8	1'52.714	*	26.960	16.844*	33.893	35.017	197.0
9	**1'53.970**		26.905	16.758	35.881	34.426	196.3
10	1'50.909	*	27.16*	17.026	32.299	34.421	194.5
11	**1'53.608**		29.641	17.529	32.295	34.143	192.1

6th 11 Ruché MOODLEY — Red Bull MotoGP Roo RSA

Runs=2 Total laps=11 Full laps=9 Valid laps=6

Lap	Lap Time		T1	T2	T3	T4	Speed
1	2'02.628	P	30.168	17.351	32.951	29.242	195.6
2	2'01.701		34.971	17.176	32.973	36.581	195.2
3	1'59.135	*	33.971	17.091	32.888	35.185*	189.1
4	1'50.580	*	27.00*	16.747	32.515	34.316	196.0
5	**1'49.902**		27.020	16.660	32.334	33.888	202.6
6	**1'52.878**		28.765	16.706	32.846	34.561	191.8
7	**1'57.014**		28.842	16.984	32.679	38.509	189.4
8	**1'49.789**		26.875	16.638	32.326	33.950	201.4
9	**1'52.286**		27.248	17.311	32.888	34.839	192.1
10	1'51.691	*	27.42*	17.255	32.780	34.228	191.8
11	**1'50.523**		26.999	16.912	32.299	34.313	196.3

7th 54 Alberto FERRANDE — Red Bull MotoGP Roo SPA

Runs=1 Total laps=11 Full laps=10 Valid laps=5

Lap	Lap Time		T1	T2	T3	T4	Speed
1	2'37.078		31.323	17.382	39.789	38.753	191.8
2	**1'50.962**		27.321	16.939	32.265	34.437	195.2
3	**1'57.690**		32.558	17.083	32.690	35.359	193.2
4	1'50.348	*	26.97*	16.863	32.187	34.325	195.2
5	**1'49.844**		26.875	16.889	31.977	34.103	195.6
6	**1'54.779**		28.413	17.218	33.567	35.581	190.1
7	**1'55.259**		27.179	17.073	32.334	38.673	190.8
8	1'52.678	*	26.89*	16.894	33.425	35.464	193.8

Fastest Lap:	Máximo QUILES	Red Bull MotoGP Roo	SPA	**1'49.105**	26.678	16.732	31.828	33.867

DORNA DATA PROCESSING TIMING SERVICE DORNA DATA PROCESSING TIMING SERVICE DORNA DATA PROCESSING TIMING SERVICE DORNA DATA PROCESSING TIMING SERVICE DORNA DATA PROCESSING TIMING SERVICE DORNA DATA PROCESSING TIMING SERVICE DORNA DATA PROCESSING TIMING SERVICE DORNA DATA PROCCEESSS

Jerez de la Frontera, Friday, April 28, 2023

Lap	Lap Time		T1	T2	T3	T4	Speed
9	1'53.149	*	26.995	17.071	34.362	34.721*	191.8
10	1'50.357	*	26.93*	17.021	32.085	34.314*	193.8
11	1'50.354	*	27.10*	16.919	32.171	34.155	194.5

8th 93 Arbi ADITAMA
Red Bull MotoGP Roo INA
Runs=2 Total laps=10 Full laps=7 Valid laps=6

Lap	Lap Time		T1	T2	T3	T4	Speed
1	2'26.026		36.673	18.532	33.004	42.023	194.5
2	**2'04.747**		28.308	18.957	34.698	42.784	179.7
3	**1'50.936**		27.242	16.780	32.301	34.613	200.0
4	1'52.378	*	27.70*	17.936	32.412	34.323	185.2
5	**1'49.888**		26.953	16.742	32.189	34.004	199.6
6	**1'50.138**		27.012	16.792	32.129	34.205	195.2
7	1'50.782	P	27.753	17.957	34.366	30.706	188.1
8	2'13.847		38.092	21.014	39.198	35.543	164.1
9	**1'52.429**		27.396	17.015	32.836	35.182	194.2
10	**1'51.486**		27.403	17.035	32.572	34.476	194.2

9th 67 Casey O'GORMAN
Red Bull MotoGP Roo IRL
Runs=2 Total laps=10 Full laps=7 Valid laps=7

Lap	Lap Time		T1	T2	T3	T4	Speed
1	2'14.666	*	30.503	17.408	33.097	40.342*	197.4
2	**1'51.238**		27.566	16.895	32.443	34.334	196.0
3	**1'50.536**		27.163	16.950	32.286	34.137	191.8
4	1'49.426	P	27.125	17.257	34.582	30.462	186.5
5	2'24.844		40.779	19.211	36.181	48.673	159.0
6	**1'56.808**		27.451	17.121	34.364	37.872	192.8
7	**1'52.415**		27.104	16.827	33.159	35.325	197.8
8	**1'50.800**		27.151	16.897	32.432	34.320	196.7
9	**1'55.509**		27.050	17.277	34.801	36.381	187.1
10	**1'49.897**		26.969	16.859	32.106	33.963	194.2

10th 83 Alvaro CARPE
Red Bull MotoGP Roo SPA
Runs=1 Total laps=11 Full laps=10 Valid laps=5

Lap	Lap Time		T1	T2	T3	T4	Speed
1	2'31.793		30.230	18.608	41.151	36.429	191.4
2	1'50.935	*	27.486	17.018	32.379	34.052*	196.3
3	**1'49.929**		26.983	16.888	32.113	33.945	196.7
4	1'49.782	*	26.97*	16.877	32.073	33.862	197.8
5	1'54.399	*	30.366	17.104	32.563	34.366*	196.3
6	**1'51.044**		26.961	16.852	32.335	34.896	195.6
7	1'49.605	*	26.978	16.682	32.046	33.899*	200.0
8	**1'58.103**		29.548	17.122	32.499	38.934	196.3
9	**1'50.471**		27.092	16.845	32.060	34.474	197.0
10	**1'53.042**		28.236	16.912	32.334	35.560	197.4
11	1'51.212	*	26.905	16.742	32.109	35.456*	199.6

11th 27 Rico SALMELA
Red Bull MotoGP Roo FIN
Runs=2 Total laps=11 Full laps=9 Valid laps=6

Lap	Lap Time		T1	T2	T3	T4	Speed
1	2'02.318	P	32.589	17.465	32.867	29.086	193.2
2	2'04.171		35.008	17.298	33.514	38.351	193.8
3	**1'49.937**		27.049	16.806	31.970	34.112	198.1
4	1'51.615	*	27.65*	17.585	32.169	34.209	188.8
5	**1'50.245**		26.862	16.927	32.023	34.433	195.2
6	**1'49.980**		26.984	16.964	31.913	34.119	194.9
7	**2'01.896**		28.669	17.156	36.259	39.812	193.2
8	**1'56.691**		28.372	18.037	34.903	35.379	183.0
9	**1'50.451**		26.969	16.665	32.403	34.414	200.3
10	1'49.961	*	26.91*	16.768	32.129	34.148	200.7
11	1'51.470	*	27.018	17.055	32.014	35.383*	194.2

12th 94 Guido PINI
Red Bull MotoGP Roo ITA
Runs=2 Total laps=10 Full laps=7 Valid laps=6

Lap	Lap Time		T1	T2	T3	T4	Speed
1	2'14.195		32.586	17.647	33.172	36.334	191.8
2	**1'51.217**		27.157	16.974	32.587	34.499	196.7
3	**1'50.390**		27.108	17.073	32.050	34.159	192.5
4	**1'56.643**		28.234	17.203	34.284	36.922	183.6
5	**1'49.974**		27.018	16.870	31.993	34.093	198.1
6	**1'56.029**		28.677	18.008	33.117	36.227	178.8
7	**1'55.043**		26.959	17.663	35.241	35.180	177.9
8	1'44.264	P	26.963	17.075	32.861	27.365	192.8
9	2'34.363		54.689	21.134	40.371	38.169	163.6
10	1'49.562	*	27.041	16.763	31.880	33.878*	200.3

13th 81 Lorenz LUCIANO
Red Bull MotoGP Roo BEL
Runs=1 Total laps=11 Full laps=10 Valid laps=8

Lap	Lap Time		T1	T2	T3	T4	Speed
1	2'25.311	*	30.018	18.500	34.851	36.071*	183.0
2	1'54.940	*	27.60*	17.255	32.609	37.468	190.1
3	**1'50.668**		27.226	16.867	32.205	34.370	195.6
4	1'52.317	*	27.29*	18.434	32.455	34.138	190.8
5	**1'53.774**		27.081	17.140	32.715	36.838	190.8
6	**1'50.449**		27.123	16.841	32.200	34.285	197.0
7	**1'50.652**		27.032	16.887	32.620	34.113	194.9
8	**1'55.388**		27.139	16.965	33.480	37.804	193.2
9	**1'52.271**		27.391	17.486	32.853	34.541	189.4
10	**1'51.601**		27.325	17.002	32.268	35.006	193.2
11	**1'50.290**		27.113	16.828	32.163	34.186	195.6

14th 69 Marcos RUDA
Red Bull MotoGP Roo SPA
Runs=2 Total laps=10 Full laps=7 Valid laps=3

Lap	Lap Time		T1	T2	T3	T4	Speed
1	2'35.882		30.782	17.752	41.805	38.443	182.1
2	**1'51.873**		27.426	17.095	32.631	34.721	197.0
3	1'55.358	*	29.79*	17.155	32.726	35.683	195.2
4	1'50.789	*	27.30*	16.877	32.251	34.355*	196.7
5	1'50.497	*	26.991	16.863	32.324	34.319*	198.1
6	**1'50.417**		26.965	16.891	32.236	34.325	198.1
7	**1'58.439**		27.103	16.957	34.645	39.734	196.0
8	1'47.678	P	27.43*	17.182	34.496	28.561	192.5
9	1'58.463		33.052	17.544	33.160	34.707	189.1
10	1'51.296	*	27.18*	17.261	32.444	34.403	191.8

15th 14 Cormac BUCHANA
Red Bull MotoGP Roo NZE
Runs=2 Total laps=11 Full laps=9 Valid laps=4

Lap	Lap Time		T1	T2	T3	T4	Speed
1	2'02.962	P	31.530	17.410	33.116	29.426	190.1
2	2'05.774		34.655	17.389	33.495	40.235	198.8
3	**1'50.665**		27.124	16.814	32.294	34.433	200.0
4	1'51.744	*	27.75*	17.429	32.247*	34.309*	194.5
5	1'50.067	*	26.975	16.912	32.047	34.133*	194.5
6	**1'51.481**		27.094	17.391	32.751	34.245	178.8
7	**1'57.990**		27.023	16.960	34.074	39.933	198.5
8	1'53.710	*	27.315	17.263*	33.645	35.487	188.1
9	**1'50.929**		27.043	16.935	32.446	34.505	197.0
10	1'53.947	*	27.14*	17.313	32.645	36.841	188.4
11	1'50.908	*	27.18*	17.089	32.229	34.410*	192.8

Fastest Lap: Máximo QUILES Red Bull MotoGP Roo SPA **1'49.105** 26.678 16.732 31.828 33.867

DORNA DATA PROCESSING TIMING SERVICE DORNA DATA PROCESSING TIMING SERVICE DORNA DATA PROCESSING TIMING SERVICE DORNA DATA PROCESSING TIMING SERVICE DORNA DATA PROCESSING TIMING SERVICE DORNA DATA PROCESSING TIMING SERVICE DORNA DATA PROCESSING TIMING SERVICE DORNA DATA PROCCEESSS

16th 57 Danial SHAHRIL — Red Bull MotoGP Roo MAL
Runs=1 Total laps=9 Full laps=8 Valid laps=6

Lap	Lap Time		T1	T2	T3	T4	Speed
1	2'27.528		34.052	17.425	33.224	43.206	197.4
2	**1'52.147**		27.624	17.154	32.670	34.699	194.9
3	1'51.303	*	27.20*	16.957	32.438	34.708	196.0
4	1'53.865	*	27.63*	17.881	33.782	34.567	188.8
5	**1'50.849**		27.241	16.984	32.352	34.272	195.6
6	**1'52.830**		27.567	17.683	32.728	34.852	187.8
7	**1'50.735**		27.147	16.930	32.429	34.229	196.3
8	**1'54.939**		27.089	16.742	32.464	38.644	199.2
9	**1'51.084**		27.237	16.963	32.444	34.440	194.9

17th 13 Hakim DANISH — Red Bull MotoGP Roo MAL
Runs=4 Total laps=9 Full laps=3 Valid laps=3

Lap	Lap Time		T1	T2	T3	T4	Speed
1	2'14.973		31.026	17.530	33.103	38.922	195.2
2	**1'53.461**		28.698	17.377	32.828	34.558	192.5
3	**1'50.777**		27.497	16.905	32.165	34.210	194.5
4	1'45.169	P	27.378	16.946	32.463	28.382	194.5
5	2'08.995		38.987	19.576	35.802	34.630	172.5
6	1'45.219	P	27.371	16.947	32.989	27.912	194.5
7	1'53.299	P	31.484	17.727	34.802	29.286	182.7
8	1'53.401		29.314	17.114	32.388	34.585	194.5
9	**1'51.093**		27.340	17.060	32.662	34.031	191.8

18th 50 Carter THOMPSON — Red Bull MotoGP Roo AUS
Runs=1 Total laps=11 Full laps=10 Valid laps=5

Lap	Lap Time		T1	T2	T3	T4	Speed
1	2'09.455		30.209	17.469	33.086	35.697	195.6
2	**1'57.448**		29.572	18.157	35.247	34.472	188.1
3	**1'50.816**		27.118	16.885	32.681	34.132	194.9
4	1'50.818	*	27.170	16.798	32.467	34.383*	194.5
5	1'56.972	*	28.406	17.804	35.359	35.403*	188.1
6	**1'52.903**		27.442	17.276	33.233	34.952	188.8
7	1'58.304	*	27.55*	17.416	35.259	38.072	184.3
8	**1'55.187**		27.660	17.421	34.215	35.891	190.8
9	1'52.391	*	27.370	17.249	32.871	34.901*	192.5
10	**1'52.367**		27.157	17.028	32.696	35.486	194.2
11	1'51.511	*	27.177	17.433	32.578	34.323*	195.6

19th 78 Jakob ROSENTHAL — Red Bull MotoGP Roo AUT
Runs=1 Total laps=11 Full laps=10 Valid laps=8

Lap	Lap Time		T1	T2	T3	T4	Speed
1	2'15.222		30.769	17.425	33.386	38.937	193.2
2	**1'51.731**		27.607	16.842	32.525	34.757	198.1
3	**1'50.886**		27.228	16.804	32.485	34.369	196.7
4	**1'54.391**		27.386	16.895	34.093	36.017	197.0
5	**1'55.215**		27.366	16.961	32.741	38.147	196.7
6	**1'51.604**		27.230	16.958	32.615	34.801	194.5
7	**1'55.231**		27.226	16.914	33.659	37.432	196.3
8	**1'51.575**		27.292	16.981	32.665	34.637	193.2
9	1'56.824	*	27.24*	18.768	34.541	36.266	154.9
10	**1'52.262**		27.217	16.917	32.834	35.294	193.8
11	1'51.289	*	27.084	17.029	32.588*	34.588	191.8

20th 56 Kevin FARKAS — Red Bull MotoGP Roo HUN
Runs=1 Total laps=11 Full laps=10 Valid laps=8

Lap	Lap Time		T1	T2	T3	T4	Speed
1	2'26.547		35.427	17.326	33.111	42.025	197.8
2	**1'52.633**		27.811	17.153	32.765	34.904	196.0
3	**1'51.357**		27.341	17.027	32.520	34.469	195.2
4	1'53.559	*	27.64*	18.679	32.860	34.375	174.1
5	**1'51.279**		27.300	17.079	32.544	34.356	194.9
6	**1'51.130**		27.411	16.990	32.304	34.425	194.2
7	**1'50.934**		27.206	16.950	32.198	34.580	195.6
8	**1'56.929**		28.505	16.871	32.968	38.585	197.0
9	**1'51.624**		27.455	17.002	32.691	34.476	196.3
10	**1'52.350**		27.418	17.002	32.506	35.424	197.0
11	1'51.083	*	27.177	16.917	32.360	34.629*	196.7

21st 5 Leo RAMMERSTOR — Red Bull MotoGP Roo AUT
Runs=1 Total laps=11 Full laps=10 Valid laps=7

Lap	Lap Time		T1	T2	T3	T4	Speed
1	2'14.641		31.240	17.426	33.140	40.389	195.6
2	**1'52.488**		27.843	16.980	32.578	35.087	197.8
3	**1'51.938**		27.438	16.982	32.687	34.831	197.4
4	1'53.366	*	27.646	17.064	32.739	35.917*	196.3
5	**1'53.426**		27.366	16.965	32.680	36.415	197.8
6	**1'51.454**		27.332	17.033	32.489	34.600	196.3
7	**1'57.773**		30.288	17.233	32.955	37.297	196.0
8	1'54.322	*	27.32*	17.179	32.593	37.230	194.9
9	**1'53.738**		27.760	17.690	33.119	35.169	190.1
10	**1'51.457**		27.199	17.070	32.448	34.740	194.2
11	1'53.350	*	28.30*	17.266	32.974	34.808	192.1

22nd 88 Shinya EZAWA — Red Bull MotoGP Roo JPN
Runs=1 Total laps=11 Full laps=10 Valid laps=5

Lap	Lap Time		T1	T2	T3	T4	Speed
1	2'16.183		31.508	17.604	33.592	37.823	193.8
2	1'51.383	*	27.565	16.946	32.380	34.492*	194.2
3	1'50.384	*	27.183	16.836	32.189	34.176*	197.8
4	**1'56.655**		27.513	16.784	33.599	38.759	197.4
5	**1'51.506**		27.505	17.000	32.545	34.456	192.5
6	1'52.565	*	27.36*	16.812	32.690	35.700*	197.8
7	**1'52.855**		27.340	17.046	33.466	35.003	191.4
8	**2'13.291**		41.197	17.804	34.775	39.515	187.1
9	1'55.547	*	28.208	17.383	35.434	34.522*	188.8
10	2'01.187	*	27.38*	17.046	32.721	44.040*	194.5
11	**1'53.727**		28.363	17.359	32.978	35.027	189.1

23rd 23 Rhys STEPHENSON — Red Bull MotoGP Roo GBR
Runs=1 Total laps=11 Full laps=10 Valid laps=8

Lap	Lap Time		T1	T2	T3	T4	Speed
1	2'13.225		31.196	17.535	33.193	35.224	194.9
2	**1'52.626**		27.657	17.288	33.006	34.675	192.1
3	**1'51.717**		27.410	16.920	32.640	34.747	192.8
4	**1'53.861**		27.497	16.885	33.729	35.750	195.6
5	1'53.332	*	27.507	17.334	33.278	35.213*	191.8
6	**1'51.981**		27.273	17.044	32.733	34.931	193.2
7	**1'54.624**		27.667	17.494	34.347	35.116	187.5
8	**1'57.459**		27.688	17.704	33.889	38.178	187.5
9	**1'53.183**		28.060	17.442	33.195	34.486	190.8
10	**1'52.290**		27.245	17.129	32.901	35.015	192.1
11	1'52.959	*	27.529	17.328	32.935	35.167*	187.5

24th 2 Amaury MIZERA — Red Bull MotoGP Roo FRA
Runs=1 Total laps=4 Full laps=3 Valid laps=1

Lap	Lap Time		T1	T2	T3	T4	Speed
1	2'38.891	*	31.698	17.813	35.071	40.051*	187.8
2	**1'52.328**		27.565	17.131	32.818	34.814	195.2

Fastest Lap: Máximo QUILES Red Bull MotoGP Roo SPA **1'49.105** 26.678 16.732 31.828 33.867

DORNA DATA PROCESSING TIMING SERVICE DORNA DATA PROCESSING TIMING SERVICE DORNA DATA PROCESSING TIMING SERVICE DORNA DATA PROCESSING TIMING SERVICE DORNA DATA PROCESSING TIMING SERVICE DORNA DATA PROCESSING TIMING SERVICE DORNA DATA PROCESSING TIMING SERVICE DORNA DATA PROCCEESSS

Lap	Lap Time		T1	T2	T3	T4	Speed	Lap	Lap Time	T1	T2	T3	T4	Speed
3	1'51.855	*	27.44*	16.956	32.903	34.551*	197.8							
4	1'51.395	*	27.54*	16.887	32.682	34.279*	197.4							
	unfinished		27.069	16.871	57.537		198.1							

25th 25 Alexander ENRIQUE Red Bull MotoGP Roo USA

Runs=1 Total laps=3 Full laps=2 Valid laps=2

1	2'17.313	32.070	17.793	34.400	35.569	192.1
2	**1'53.563**	27.955	17.340	33.161	35.107	194.2
3	**1'53.121**	27.650	17.294	33.039	35.138	193.5

Fastest Lap:	Máximo QUILES	Red Bull MotoGP Roo	SPA	**1'49.105**	26.678	16.732	31.828	33.867

DORNA DATA PROCESSING TIMING SERVICE DORNA DATA PROCESSING TIMING SERVICE DORNA DATA PROCESSING TIMING SERVICE DORNA DATA PROCESSING TIMING SERVICE DORNA DATA PROCESSING TIMING SERVICE DORNA DATA PROCESSING TIMING SERVICE DORNA DATA PROCESSING TIMING SERVICE DORNA DATA PROCCEESSS

uito de Jerez - Ángel N

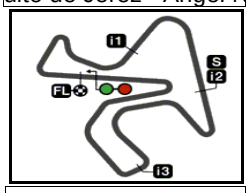

4423 m.

Results and timing service provided by TISSOT

RookiesCup

GRAN PREMIO MotoGP™ GURU BY GRYFYN DE ESPAÑA

Official Starting Grid

Race : 14 laps = 61.922 km

1	**1** 1'49.105 **28 Máximo QUILES** KTM	**2** 1'49.338 **95 Marco MORELLI** KTM	**3** 1'49.395 **18 Angel PIQUERAS** KTM
2	**4** 1'49.412 **12 Jacob ROULSTONE** KTM	**5** 1'49.671 **47 Dodo BOGGIO** KTM	**6** 1'49.789 **11 Ruché MOODLEY** KTM
3	**7** 1'49.844 **54 Alberto FERRANDEZ** KTM	**8** 1'49.888 **93 Arbi ADITAMA** KTM	**9** 1'49.897 **67 Casey O'GORMAN** KTM
4	**10** 1'49.929 **83 Alvaro CARPE** KTM	**11** 1'49.937 **27 Rico SALMELA** KTM	**12** 1'49.974 **94 Guido PINI** KTM
5	**13** 1'50.290 **81 Lorenz LUCIANO** KTM	**14** 1'50.417 **69 Marcos RUDA** KTM	**15** 1'50.665 **14 Cormac BUCHANAN** KTM
6	**16** 1'50.735 **57 Danial SHAHRIL** KTM	**17** 1'50.777 **13 Hakim DANISH** KTM	**18** 1'50.816 **50 Carter THOMPSON** KTM
7	**19** 1'50.886 **78 Jakob ROSENTHALER** KTM	**20** 1'50.934 **56 Kevin FARKAS** KTM	**21** 1'51.454 **5 Leo RAMMERSTORFER** KTM
8	**22** 1'51.506 **88 Shinya EZAWA** KTM	**23** 1'51.717 **23 Rhys STEPHENSON** KTM	**24** 1'52.328 **2 Amaury MIZERA** KTM

The results are provisional until the end of the limit for protest and appeals and until the ratification of the Event Management Committee.

Time limit for protest expires 60' at the latest after publication of the results - . ..... Time: .....

DORNA DATA PROCESSING ,TIMING SERVICE DORNA DATA PROCESSING TIMING SERVICE DORNA DATA PROCESSING TIMING SERVICE DORNA DATA PROCESSING TIMING SERVICE DORNA DATA PROCESSING TIMING SERVICE DORNA DATA PROCESSING TIMING SERVICE DORNA DATA PROCESSING TIMING SERVICE DORNA DATA PROCCEESSS

uito de Jerez - Ángel N

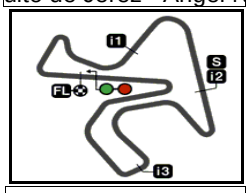

4423 m.

Results and timing service provided by TISSOT

RookiesCup

GRAN PREMIO MotoGP™ GURU BY GRYFYN DE ESPAÑA

Official Starting Grid

Race : 14 laps = 61.922 km

9

25
1'53.121
25 Alexander ENRIQUEZ
KTM

The results are provisional until the end of the limit for protest and appeals and until the ratification of the Event Management Committee.

Time limit for protest expires 60' at the latest after publication of the results - . ..... Time: .....

DORNA DATA PROCESSING ,TIMING SERVICE DORNA DATA PROCESSING TIMING SERVICE DORNA DATA PROCESSING TIMING SERVICE DORNA DATA PROCESSING TIMING SERVICE DORNA DATA PROCESSING TIMING SERVICE DORNA DATA PROCESSING TIMING SERVICE DORNA DATA PROCESSING TIMING SERVICE DORNA DATA PROCCEESSS