

Pos	Rider	Nation	Team	Motorcycle	Total Time	Km/h	Gap
-----	-------	--------	------	------------	------------	------	-----

Race condition: Dry
 Air: 17°
 Humidity: 77%
 Ground: 23°

Pole Position:				
Fastest Lap:	Lap 4	Alvaro CARPE	1'49.114	145.9 Km/h
Best Race Lap:	2021	Diogo MOREIRA	1'48.701	146.4 Km/h
All Time Lap Record:	2021	Diogo MOREIRA	1'48.701	146.4 Km/h

9:20'00

9:30'00

9:32'42

9:34'49 -

9:36'35 Alexander ENRIQUEZ

9:36'50 Alexander ENRIQUEZ

9:42'05 Cormac BUCHANAN

9:43'29 Guido PINI

9:44'33 Rhys STEPHENSON

9:44'41 Amaury MIZERA

9:45'40 Alberto FERRANDEZ

9:48'07

9:49'12 Angel PIQUERAS

9:53'37 Shinya EZAWA

10:02'33 Rico SALMELA

10:03'23 Arbi ADITAMA

10:03'24 Arbi ADITAMA

SIGHTING LAP START

WARM UP LAP START

RACE START

No jump starts

crashed out - Rider OK

re-joined race

track limits warning

crashed out - Rider OK

crashed out - Rider OK

crashed out - Rider OK

track limits warning

Incident between riders #2 and #23 to be reviewed after the race

track limits warning

track limits warning

1 position penalty due to exceeding track limit on the last lap

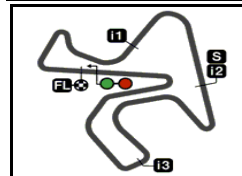
long lap penalty due to irresponsible riding

3 seconds penalty - insufficient time to complete long lap penalty

The results are provisional until the end of the limit for protest and appeals.

Time limit for protest expires 30' after publication of the results - Time:

DORNA DATA PROCESSING TIMING SERVICE DORNA DATA PROCESSING TIMING SERVICE DORNA DATA PROCESSING TIMING SERVICE DORNA DATA PROCESSING TIMING SERVICE DORNA DATA PROCESSING TIMING SERVICE DORNA DATA PROCESSING TIMING SERVICE DORNA DATA PROCESSING TIMING SERVICE DORNA DATA PROCESSING TIMING SERVICE DORNA DATA PROCCESSS



4423 m.

GRAN PREMIO MotoGP™ GURU BY GRYFYN DE ESPAÑA

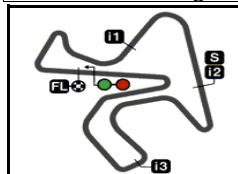
RookiesCup

Race Nr.2

Top Speed & Average



<i>Rider</i>	<i>Nation</i>	<i>Motorcycle</i>	<i>Top 5 speeds</i>					<i>Average</i>	<i>Top</i>
13 Hakim DANISH	MAL	KTM	207.6	206.5	204.1	203.7	203.0	205.0	207.6
27 Rico SALMELA	FIN	KTM	207.6	207.2	206.1	206.1	205.7	206.5	207.6
50 Carter THOMPSON	AUS	KTM	206.5	206.5	205.7	203.0	201.8	204.7	206.5
88 Shinya EZAWA	JPN	KTM	206.5	205.3	204.9	204.9	203.7	204.8	206.5
11 Ruché MOODLEY	RSA	KTM	206.1	205.3	204.9	204.9	204.5	205.1	206.1
69 Marcos RUDA	SPA	KTM	206.1	205.7	205.3	205.3	203.3	205.1	206.1
78 Jakob ROSENTHALER	AUT	KTM	206.1	205.3	204.5	204.5	204.1	204.9	206.1
12 Jacob ROULSTONE	AUS	KTM	205.3	204.9	204.9	204.5	203.3	204.6	205.3
56 Kevin FARKAS	HUN	KTM	205.3	203.0	203.0	201.8	201.8	202.8	205.3
67 Casey O'GORMAN	IRL	KTM	205.3	204.9	204.5	204.5	204.1	204.7	205.3
14 Cormac BUCHANAN	NZE	KTM	204.9	203.0	202.6	201.8	201.8	202.8	204.9
47 Dodo BOGGIO	ITA	KTM	204.9	204.1	204.1	203.0	202.2	203.4	204.9
83 Alvaro CARPE	SPA	KTM	204.9	202.2	202.2	200.7	200.3	202.1	204.9
23 Rhys STEPHENSON	GBR	KTM	204.1	200.0	199.6	198.8	197.4	200.0	204.1
54 Alberto FERRANDEZ	SPA	KTM	204.1	203.7	203.7	203.0	203.0	203.5	204.1
95 Marco MORELLI	ARG	KTM	204.1	202.2	201.1	200.7	200.3	201.5	204.1
81 Lorenz LUCIANO	BEL	KTM	203.7	203.3	203.0	203.0	200.0	202.6	203.7
93 Arbi ADITAMA	INA	KTM	203.3	203.3	202.6	201.4	201.4	202.4	203.3
94 Guido PINI	ITA	KTM	203.3	202.6	202.6	200.7	199.2	201.7	203.3
2 Amaury MIZERA	FRA	KTM	203.0	203.0	201.4	201.4	201.1	201.8	203.0
28 Máximo QUILES	SPA	KTM	203.0	200.7	200.0	199.6	199.6	200.4	203.0
5 Leo RAMMERSTORFER	AUT	KTM	201.4	200.3	200.0	200.0	199.6	200.3	201.4
18 Angel PIQUERAS	SPA	KTM	201.4	201.1	201.1	201.1	200.7	201.0	201.4
25 Alexander ENRIQUEZ	USA	KTM	200.3	197.8	195.2	195.2	194.9	196.4	200.3



4423 m.

RookiesCup

GRAN PREMIO MotoGP™ GURU BY GRYPYN DE ESPAÑA

Race Nr.2

Chronological Analysis of Performances

* Lap / Sector time cancelled							T1 Time from finish line to 1st intermediate							T3 Time from 2nd intermed. to 3rd intermed.						
P Crossing the finish line in pit lane							T2 Time from 1st intermed. to 2nd intermed.							T4 Time from 3rd intermediate to finish line						
Lap	Lap Time	T1	T2	T3	T4	Speed	Lap	Lap Time	T1	T2	T3	T4	Speed							
1st	28	Máximo QUILES Red Bull MotoGP Roo SPA					11	1'49.277	26.984	16.608	31.993	33.692	198.8							
		Runs=1	Total laps=14	Full laps=13	Valid laps=13	12	1'49.437	26.902	16.693	31.986	33.856	200.3								
1	1'56.562	33.741	16.825	31.944	34.052	198.1	13	1'49.446	26.875	16.752	32.055	33.764	199.2							
2	1'49.654	26.922	16.747	31.876	34.109	199.2	14	1'49.729	26.949	16.736	31.992	34.052	202.2							
3	1'49.685	27.011	16.812	31.917	33.945	199.2								4th	95	Marco MORELLI Red Bull MotoGP Roo ARG				
4	1'49.573	26.941	16.741	31.897	33.994	198.8			Runs=1	Total laps=14	Full laps=13	Valid laps=13								
5	1'49.727	26.999	16.760	31.962	34.006	199.6	1	1'56.911	34.075	16.684	32.052	34.100	201.1							
6	1'49.552	26.886	16.768	31.953	33.945	199.2	2	1'49.641	26.874	16.645	32.018	34.104	200.0							
7	1'50.694	26.908	16.849	32.630	34.307	198.8	3	1'49.832	26.924	16.700	32.018	34.190	200.7							
8	1'49.929	26.822	16.727	32.243	34.137	203.0	4	1'49.612	26.921	16.661	31.840	34.190	198.5							
9	1'49.681	26.888	16.856	31.979	33.958	199.6	5	1'49.666	26.879	16.665	32.108	34.014	200.3							
10	1'49.639	26.893	16.772	31.939	34.035	198.8	6	1'49.580	26.946	16.606	32.123	33.905	200.0							
11	1'49.482	26.933	16.740	31.925	33.884	199.6	7	1'50.448	27.001	16.683	32.329	34.435	200.0							
12	1'49.375	26.892	16.775	31.861	33.847	199.2	8	1'50.014	27.000	16.668	32.155	34.191	198.8							
13	1'49.555	26.912	16.857	31.858	33.928	200.0	9	1'49.812	27.048	16.729	32.308	33.727	198.5							
14	1'49.719	26.907	16.826	31.906	34.080	200.7	10	1'49.955	26.908	16.704	32.194	34.149	200.3							
							11	1'49.619	26.982	16.546	31.978	34.113	204.1							
2nd	18	Angel PIQUERAS Red Bull MotoGP Roo SPA					12	1'49.141	26.859	16.634	31.866	33.782	198.1							
		Runs=1	Total laps=14	Full laps=13	Valid laps=10	13	1'50.037	26.905	16.707	32.406	34.019	198.1								
1	1'56.731	33.976	16.731	31.934	34.090	200.7	14	1'49.528	26.915	16.622	31.929	34.062	202.2							
2	1'49.677	26.934	16.676	31.903	34.164	200.3								5th	27	Rico SALMELA Red Bull MotoGP Roo FIN				
3	1'49.716	26.951	16.756	31.957	34.052	201.1			Runs=1	Total laps=14	Full laps=13	Valid laps=12								
4	1'49.499	26.856	16.685	31.964	33.994	200.3	1	1'58.672	35.442	16.711	32.230	34.289	204.9							
5	1'49.759 *	26.95*	16.748	32.046	34.007	200.7	2	1'49.943	27.459	16.599	31.999	33.886	203.0							
6	1'49.567	26.860	16.801	31.893	34.013	196.7	3	1'49.416	27.059	16.559	31.971	33.827	203.3							
7	1'50.285	26.855	16.844	32.381	34.205	196.7	4	1'50.115	27.030	16.517	32.197	34.371	207.2							
8	1'49.965	26.953	16.751	32.150	34.111	201.4	5	1'49.360	26.984	16.523	31.993	33.860	206.1							
9	1'50.157 *	27.00*	16.885	32.334*	33.930	196.3	6	1'49.742	26.908	16.513	32.291	34.030	206.1							
10	1'49.694	26.896	16.773	32.046	33.979	197.0	7	1'49.707	27.040	16.582	32.194	33.891	207.6							
11	1'49.275	26.968	16.724	31.814	33.769	197.8	8	1'49.750	26.971	16.685	32.141	33.953	205.3							
12	1'49.461 *	26.905	16.712	31.899	33.945*	201.1	9	1'49.464	26.917	16.705	31.962	33.880	201.1							
13	1'49.475	26.875	16.767	31.861	33.972	201.1	10	1'49.268	26.852	16.634	31.924	33.858	203.0							
14	1'49.640	26.914	16.898	31.773	34.055	200.3	11	1'49.145	26.897	16.559	31.994	33.695	204.1							
							12	1'49.819	27.702	16.603	31.880	33.634	205.7							
3rd	83	Alvaro CARPE Red Bull MotoGP Roo SPA					13	1'49.547	26.975	16.623	32.092	33.857	203.3							
		Runs=1	Total laps=14	Full laps=13	Valid laps=12	14	1'49.565 *	27.066	16.695	31.936	33.868*	202.6								
1	1'57.551	34.626	16.735	32.139	34.051	204.9								6th	12	Jacob ROULSTONE Red Bull MotoGP Roo AUS				
2	1'49.771	27.044	16.710	32.015	34.002	200.0			Runs=1	Total laps=14	Full laps=13	Valid laps=11								
3	1'49.318	26.938	16.671	31.856	33.853	200.7	1	1'58.533	35.070	16.702	32.428	34.333	204.9							
4	1'49.114	26.900	16.607	31.855	33.752	202.2	2	1'49.873	26.951	16.711	32.174	34.037	204.9							
5	1'49.689	26.874	16.764	32.153	33.898	199.2	3	1'49.494	26.825	16.527	32.168	33.974	205.3							
6	1'49.684	26.914	16.662	32.105	34.003	197.0	4	1'49.744	26.935	16.644	32.071	34.094	202.6							
7	1'49.964	26.838	16.680	32.298	34.148	196.3	5	1'49.318	26.919	16.647	31.869	33.883	204.5							
8	1'50.389	27.017	16.780	32.443	34.149	198.5														
9	1'50.013	26.972	16.724	32.410	33.907	196.3														
10	1'49.627 *	26.831	16.692	32.185	33.919*	197.0														

Fastest Lap: Alvaro CARPE	Red Bull MotoGP Roo SPA	1'49.114	26.900	16.607	31.855	33.752
----------------------------------	-------------------------	-----------------	--------	--------	--------	--------

DORNA DATA PROCESSING TIMING SERVICE DORNA DATA PROCESSING TIMING SERVICE DORNA DATA PROCESSING TIMING SERVICE DORNA DATA PROCESSING TIMING SERVICE DORNA DATA PROCESSING TIMING SERVICE DORNA DATA PROCESSING TIMING SERVICE DORNA DATA PROCESSING TIMING SERVICE DORNA DATA PROCCESSS

Race Nr.2

RookiesCup

Lap	Lap Time	T1	T2	T3	T4	Speed	Lap	Lap Time	T1	T2	T3	T4	Speed
6	1'49.810	26.803	16.592	32.238	34.177	203.0	11	1'49.979	26.897	16.828	31.978	34.276	199.6
7	1'49.892	26.959	16.825	31.938	34.170	198.8	12	1'50.511 *	26.93*	16.995	32.268	34.314	195.2
8	1'50.044	26.976	16.741	32.065	34.262	199.2	13	1'50.350	26.963	16.867	32.114	34.406	200.7
9	1'49.680	26.975	16.719	32.108	33.878	203.0	14	1'50.317	26.920	16.912	32.078	34.407	200.0
10	1'49.470	26.803	16.609	31.975	34.083	203.3							
11	1'49.481 *	26.84*	16.628	32.012	33.994	201.8							
12	1'49.960	26.860	16.643	32.310	34.147	201.1							
13	1'49.901 *	26.96*	16.814	31.961	34.159	200.0							
14	1'49.845	27.007	16.753	31.905	34.180	200.3							

7th		67	Casey O'GORMAN	Red Bull MotoGP Roo	IRL	
		Runs=1	Total laps=14	Full laps=13	Valid laps=11	
1	1'57.743	34.696	16.717	32.232	34.098	205.3
2	1'49.905	27.022	16.707	32.121	34.055	201.1
3	1'50.023	26.976	16.679	32.099	34.269	200.0
4	1'50.306 *	27.09*	16.762	32.119	34.326	204.1
5	1'49.418	26.801	16.606	31.992	34.019	203.7
6	1'49.776	26.846	16.640	32.116	34.174	204.5
7	1'49.808	26.973	16.665	31.956	34.214	204.9
8	1'50.089	26.997	16.792	32.287	34.013	201.1
9	1'49.663	26.929	16.713	32.047	33.974	204.5
10	1'49.438	26.795	16.606	31.995	34.042	202.6
11	1'49.415 *	26.81*	16.648	31.973	33.983	201.8
12	1'49.640	26.806	16.619	32.169	34.046	203.7
13	1'50.278	26.987	17.154	32.057	34.080	198.5
14	1'50.168	26.980	16.801	32.112	34.275	200.3

8th		11	Ruché MOODLEY	Red Bull MotoGP Roo	RSA	
		Runs=1	Total laps=14	Full laps=13	Valid laps=12	
1	1'57.997	34.550	16.755	32.614	34.078	204.1
2	1'49.787	27.174	16.595	32.103	33.915	203.3
3	1'49.868	27.129	16.648	32.185	33.906	203.3
4	1'49.728	27.006	16.643	32.149	33.930	205.3
5	1'49.812	27.034	16.697	32.105	33.976	204.5
6	1'49.712	26.954	16.652	32.155	33.951	203.7
7	1'49.774	26.955	16.752	32.101	33.966	203.3
8	1'50.130	27.164	16.728	32.275	33.963	204.9
9	1'50.269	27.119	16.688	32.538	33.924	206.1
10	1'49.706	27.043	16.544	32.281	33.838	204.9
11	1'50.023	27.070	16.769	32.030	34.154	203.3
12	1'50.461 *	27.12*	16.996	32.203	34.141	199.6
13	1'50.353	27.156	16.830	32.152	34.215	202.6
14	1'50.323	27.130	16.839	32.145	34.209	202.2

9th		54	Alberto FERRANDE	Red Bull MotoGP Roo	SPA	
		Runs=1	Total laps=14	Full laps=13	Valid laps=9	
1	1'58.560	34.856	16.643	32.642	34.419	202.6
2	1'50.024 *	27.116	16.604	32.261	34.043*	204.1
3	1'49.449	26.807	16.607	32.050	33.985	201.1
4	1'50.123	27.117	16.587	32.120	34.299	203.0
5	1'49.380 *	26.734	16.648*	31.938	34.060	202.2
6	1'49.703	26.941	16.629	32.019	34.114	200.7
7	1'49.972 *	26.847	16.688	32.307*	34.130	203.7
8	1'49.994	26.944	16.696	32.267	34.087	203.7
9	1'49.863	26.890	16.745	32.088	34.140	203.0
10	1'49.971	26.883	16.720	32.054	34.314	200.7

10th **81** **Lorenz LUCIANO** Red Bull MotoGP Roo BEL
Runs=1 Total laps=14 Full laps=13 Valid laps=12

1	1'59.420	35.834	16.763	32.612	34.211	200.0
2	1'49.905	27.027	16.584	32.259	34.035	203.7
3	1'49.673	26.930	16.643	32.082	34.018	203.0
4	1'49.756	26.939	16.615	32.246	33.956	203.0
5	1'50.075	26.909	16.703	32.331	34.132	203.3
6	1'49.948 *	26.954	16.783	32.135	34.076*	199.6
7	1'50.609	26.890	16.862	32.539	34.318	198.8
8	1'50.689	27.163	16.867	32.331	34.328	195.2
9	1'50.878	27.067	16.872	32.556	34.383	195.6
10	1'51.196	27.151	17.030	32.686	34.329	198.1
11	1'50.962	27.261	17.029	32.305	34.367	199.2
12	1'50.620	27.079	16.944	32.275	34.322	197.8
13	1'51.152	27.276	17.017	32.459	34.400	196.7
14	1'50.738	27.232	17.056	32.314	34.136	193.8

11th **13** **Hakim DANISH** Red Bull MotoGP Roo MAL
Runs=1 Total laps=14 Full laps=13 Valid laps=11

1	1'59.233	35.597	16.691	32.661	34.284	206.5
2	1'49.756 *	27.08*	16.617	32.116	33.940	204.1
3	1'49.553	26.978	16.521	31.925	34.129	207.6
4	1'50.081 *	27.14*	16.692	32.161	34.084	201.1
5	1'50.297	26.939	16.744	32.295	34.319	201.8
6	1'50.251	27.212	16.800	32.320	33.919	199.2
7	1'50.492	26.981	16.711	32.363	34.437	203.7
8	1'50.586	27.149	16.783	32.295	34.359	203.0
9	1'51.085	27.183	16.722	32.477	34.703	195.6
10	1'51.100	27.112	16.870	32.799	34.319	198.5
11	1'50.770	27.165	16.880	32.387	34.338	200.3
12	1'50.892	27.387	16.816	32.460	34.229	194.9
13	1'51.055	27.090	16.934	32.802	34.229	194.9
14	1'50.536	27.065	16.994	32.424	34.053	201.4

12th **69** **Marcos RUDA** Red Bull MotoGP Roo SPA
Runs=1 Total laps=14 Full laps=13 Valid laps=11

1	1'59.208	35.548	16.683	32.494	34.483	206.1
2	1'49.679 *	26.982	16.598	32.141	33.958*	205.3
3	1'49.808	26.985	16.565	32.132	34.126	205.7
4	1'50.278	27.153	16.670	32.405	34.050	201.8
5	1'50.058	26.898	16.657	32.280	34.223	205.3
6	1'50.101	27.140	16.673	32.210	34.078	203.3
7	1'50.344	26.859	16.748	32.370	34.367	202.6
8	1'50.483	26.964	16.968	32.208	34.343	196.7
9	1'51.301	27.088	16.939	32.772	34.502	197.4
10	1'50.968	27.015	16.925	32.737	34.291	198.1
11	1'50.817 *	27.130	17.029*	32.204	34.454	198.8
12	1'50.637	27.091	16.910	32.209	34.427	199.2
13	1'51.155	27.275	17.085	32.600	34.195	196.0
14	1'51.061	27.243	17.085	32.601	34.132	195.2

Fastest Lap: Alvaro CARPE

Red Bull MotoGP Roo SPA

1'49.114

26.900

16.607

31.855

33.752

DORNA DATA PROCESSING TIMING SERVICE DORNA DATA PROCESSING TIMING SERVICE DORNA DATA PROCESSING TIMING SERVICE DORNA DATA PROCESSING TIMING SERVICE DORNA DATA PROCESSING TIMING SERVICE DORNA DATA PROCESSING TIMING SERVICE DORNA DATA PROCESSING TIMING SERVICE DORNA DATA PROCCESSS

Race Nr.2

RookiesCup

Lap	Lap Time	T1	T2	T3	T4	Speed	Lap	Lap Time	T1	T2	T3	T4	Speed
13th	47	Dodo BOGGIO Red Bull MotoGP Roo ITA					4	1'50.992 *	27.29 *	16.675	32.745	34.277	203.7
		Runs=1	Total laps=14	Full laps=13	Valid laps=13	5	1'50.592	27.083	16.628	32.472	34.409	202.2	
1	1'57.872	34.240	16.813	32.670	34.149	200.0	6	1'50.567 *	27.146	16.631	32.515	34.275 *	203.0
2	1'50.750	27.457	16.765	32.359	34.169	204.9	7	1'51.232	27.317	16.610	32.386	34.919	203.3
3	1'50.444	27.184	16.655	32.405	34.200	201.1	8	1'51.049	27.235	16.761	32.634	34.419	200.7
4	1'50.069	27.016	16.567	32.452	34.034	202.2	9	1'50.987	27.142	16.550	32.888	34.407	203.7
5	1'50.011	26.883	16.573	32.390	34.165	204.1	10	1'51.426	27.313	16.746	32.803	34.564	205.3
6	1'50.428	27.136	16.654	32.470	34.168	204.1	11	1'50.637 *	27.15 *	16.687	32.501	34.290	204.9
7	1'49.955	26.998	16.668	32.186	34.103	202.2	12	1'51.333	27.547	16.773	32.529	34.484	203.0
8	1'50.651	27.362	16.783	32.322	34.184	203.0	13	1'50.608	27.271	16.712	32.312	34.313	201.4
9	1'50.589	27.092	16.709	32.475	34.313	200.0	14	1'51.282	27.635	16.835	32.378	34.434	200.3
10	1'51.566	27.416	17.025	32.817	34.308	196.7							
11	1'50.988	27.199	16.954	32.523	34.312	196.0							
12	1'50.472	27.033	16.780	32.376	34.283	198.8							
13	1'51.134	27.345	16.929	32.678	34.182	196.3							
14	1'51.073	27.433	16.903	32.614	34.123	201.4							
14th	14	Cormac BUCHANA Red Bull MotoGP Roo NZE											
		Runs=1	Total laps=14	Full laps=13	Valid laps=11								
1	1'59.682	35.762	16.837	32.812	34.271	200.3							
2	1'50.784 *	27.39 *	16.703	32.649	34.042	201.4							
3	1'50.677	27.173	16.787	32.595	34.122	204.9							
4	1'50.773	27.375	16.822	32.446	34.130	199.2							
5	1'50.744 *	27.199	16.803	32.409	34.333 *	201.1							
6	1'50.479	27.026	16.819	32.325	34.309	203.0							
7	1'51.211	27.076	16.845	32.396	34.894	201.8							
8	1'51.060	27.242	16.915	32.496	34.407	201.8							
9	1'51.086	27.271	16.716	32.600	34.499	202.6							
10	1'51.163	27.428	16.814	32.532	34.389	201.1							
11	1'50.604	27.105	16.920	32.198	34.381	198.5							
12	1'50.844	27.094	17.019	32.379	34.352	196.7							
13	1'51.149	27.151	17.091	32.359	34.548	197.4							
14	1'51.219	27.221	17.056	32.356	34.586	197.0							
15th	50	Carter THOMPSON Red Bull MotoGP Roo AUS											
		Runs=1	Total laps=14	Full laps=13	Valid laps=13								
1	1'59.688	35.959	16.673	32.709	34.347	206.5							
2	1'50.565	27.508	16.568	32.504	33.985	201.8							
3	1'50.711	27.220	16.778	32.250	34.463	200.7							
4	1'51.122	27.440	16.929	32.592	34.161	201.1							
5	1'51.077	27.198	16.867	32.607	34.405	199.6							
6	1'50.426	27.099	16.557	32.611	34.159	206.5							
7	1'50.901	27.135	16.672	32.304	34.790	203.0							
8	1'50.837	27.382	16.721	32.508	34.226	205.7							
9	1'51.028	27.181	16.834	32.788	34.225	201.4							
10	1'51.451	27.443	16.901	32.429	34.678	200.3							
11	1'50.510	27.134	16.795	32.289	34.292	201.1							
12	1'50.965	27.370	16.822	32.477	34.296	200.0							
13	1'51.401	27.302	16.898	32.508	34.693	201.1							
14	1'50.860	27.240	16.783	32.347	34.490	201.1							
16th	88	Shinya EZAWA Red Bull MotoGP Roo JPN											
		Runs=1	Total laps=14	Full laps=13	Valid laps=10								
1	2'00.062	36.137	16.737	32.898	34.290	204.9							
2	1'50.722	27.258	16.489	32.291	34.684	206.5							
3	1'50.612	27.006	16.726	32.703	34.177	200.0							
17th	78	Jakob ROSENTHAL Red Bull MotoGP Roo AUT											
		Runs=1	Total laps=14	Full laps=13	Valid laps=12								
1	1'59.676	35.929	16.786	32.867	34.094	206.1							
2	1'50.176	27.060	16.658	32.352	34.106	204.5							
3	1'51.120	27.689	16.830	32.320	34.281	204.1							
4	1'50.890	27.489	16.802	32.373	34.226	201.4							
5	1'50.959	27.338	16.765	32.485	34.371	203.3							
6	1'50.545	27.190	16.653	32.436	34.266	203.3							
7	1'51.275	27.080	16.778	32.398	35.019	202.6							
8	1'50.973	27.244	16.683	32.689	34.357	204.5							
9	1'51.063	27.151	16.670	32.853	34.389	200.7							
10	1'51.315	27.291	16.830	32.610	34.584	203.7							
11	1'50.473	27.320	16.723	32.351	34.079	205.3							
12	1'50.793	27.614	16.732	32.316	34.131	200.3							
13	1'51.170	27.075	17.047	32.445	34.603	196.0							
14	1'52.721 *	29.12 *	16.865	32.243	34.492	198.8							
18th	93	Arbi ADITAMA Red Bull MotoGP Roo INA											
		Runs=1	Total laps=14	Full laps=13	Valid laps=12								
1	1'59.385	35.394	16.811	32.855	34.325	203.3							
2	1'50.503 *	27.23 *	16.667	32.262	34.339	203.3							
3	1'51.140	27.507	16.940	32.565	34.128	200.0							
4	1'50.769	27.308	16.813	32.343	34.305	200.0							
5	1'50.719	27.114	16.836	32.434	34.335	198.1							
6	1'50.461	27.097	16.852	32.249	34.263	200.0							
7	1'51.294	27.166	16.879	32.409	34.840	200.3							
8	1'51.003	27.259	16.889	32.477	34.378	198.8							
9	1'51.015	27.122	16.911	32.532	34.450	199.2							
10	1'51.788	27.547	17.005	32.695	34.541	198.1							
11	1'50.432	27.171	16.713	32.297	34.251	202.6							
12	1'51.526	27.810	16.812	32.456	34.448	201.4							
13	1'50.541	27.145	16.780	32.282	34.334	201.4							
14	1'51.117	27.768	16.861	32.307	34.181	199.2							
19th	56	Kevin FARKAS Red Bull MotoGP Roo HUN											
		Runs=1	Total laps=14	Full laps=13	Valid laps=13								
1	2'00.959	36.363	16.872	33.036	34.688	205.3							
2	1'51.141	27.306	16.816	32.544	34.475	201.8							
3	1'50.874	27.292	16.803	32.376	34.403	201.8							
4	1'50.831	27.244	16.775	32.448	34.364	203.0							
5	1'51.289	27.090	16.840	32.590	34.769	201.8							
6	1'51.228	27.214	16.907	32.466	34.641	203.0							
7	1'51.176	27.196	16.997	32.491	34.492	199.6							
8	1'51.249	27.181	16.944	32.561	34.563	201.1							

Fastest Lap: Alvaro CARPE	Red Bull MotoGP Roo SPA	1'49.114	26.900	16.607	31.855	33.752
----------------------------------	-------------------------	----------	--------	--------	--------	--------

DORNA DATA PROCESSING TIMING SERVICE DORNA DATA PROCESSING TIMING SERVICE DORNA DATA PROCESSING TIMING SERVICE DORNA DATA PROCESSING TIMING SERVICE DORNA DATA PROCESSING TIMING SERVICE DORNA DATA PROCESSING TIMING SERVICE DORNA DATA PROCESSING TIMING SERVICE DORNA DATA PROCESSESS



Race Nr.2

RookiesCup

Lap	Lap Time	T1	T2	T3	T4	Speed	Lap	Lap Time	T1	T2	T3	T4	Speed
9	1'51.228	27.194	16.964	32.598	34.472	200.3	5	1'51.793	27.276	17.084	32.561	34.872	200.0
10	1'51.125	27.149	16.973	32.514	34.489	200.0	6	1'51.473	27.324	16.702	32.851	34.596	204.1
11	1'51.229	27.255	17.009	32.364	34.601	199.2							
12	1'51.324	27.325	17.050	32.434	34.515	198.5							
13	1'51.467	27.347	17.050	32.496	34.574	199.6							
14	1'51.609	27.304	17.022	32.572	34.711	199.6							

20th		5	Leo RAMMERSTOR	Red Bull MotoGP Roo	AUT	Runs=1	Total laps=14	Full laps=13	Valid laps=11
1	2'01.481	36.770	16.854	32.901	34.956	201.4			
2	1'51.445	27.516	16.981	32.570	34.378	199.2			
3	1'51.244	27.350	16.877	32.697	34.320	199.6			
4	1'50.705	27.142	16.814	32.272	34.477	200.0			
5	1'50.899 *	27.11*	16.937	32.385	34.464	200.0			
6	1'51.177	27.174	16.901	32.615	34.487	200.3			
7	1'51.805 *	27.51*	17.006	32.598	34.688	198.5			
8	1'51.934	27.483	17.031	32.607	34.813	198.1			
9	1'52.047	27.561	17.067	32.672	34.747	197.0			
10	1'52.146	27.491	17.094	32.770	34.791	196.3			
11	1'52.510	27.491	17.255	32.719	35.045	196.3			
12	1'52.083	27.422	17.108	32.639	34.914	195.6			
13	1'51.964	27.469	17.130	32.641	34.724	195.6			
14	1'51.951	27.436	17.097	32.708	34.710	196.0			

21st		25	Alexander ENRIQUE	Red Bull MotoGP Roo	USA	Runs=1	Total laps=14	Full laps=13	Valid laps=11
1	2'02.738	37.038	17.124	33.263	35.313	200.3			
2	2'15.199	27.841	17.144	33.103	57.111	197.8			
3	1'54.615	28.514	17.407	33.173	35.521	193.8			
4	1'53.392	27.742	17.305	33.013	35.332	192.8			
5	1'53.125	27.598	17.280	32.928	35.319	194.9			
6	1'53.967	27.649	17.638	33.373	35.307	193.2			
7	1'53.193	27.620	17.267	33.202	35.104	194.5			
8	1'53.379	27.658	17.374	33.036	35.311	194.5			
9	1'53.718	27.686	17.240	33.366	35.426	194.5			
10	1'52.967	27.600	17.260	32.981	35.126	194.9			
11	1'53.585 *	27.810	17.422	33.099	35.254*	193.8			
12	1'53.806 *	27.97*	17.530	33.072	35.230	195.2			
13	1'53.445	27.762	17.334	32.972	35.377	195.2			
14	1'53.837	27.764	17.453	33.189	35.431	192.1			

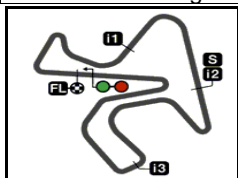
22nd		2	Amaury MIZERA	Red Bull MotoGP Roo	FRA	Runs=1	Total laps=6	Full laps=5	Valid laps=4
1	2'01.349	36.917	16.904	32.847	34.681	203.0			
2	1'51.269	27.446	16.777	32.566	34.480	201.1			
3	1'50.797	27.382	16.746	32.452	34.217	201.1			
4	1'50.917	27.348	16.735	32.558	34.276	201.4			
5	1'50.814 *	27.192	16.819	32.440	34.363*	201.4			
6	1'51.588	27.413	16.698	32.809	34.668	203.0			

23rd		23	Rhys STEPHENSON	Red Bull MotoGP Roo	GBR	Runs=1	Total laps=6	Full laps=5	Valid laps=5
1	2'00.528	36.221	16.870	32.897	34.540	198.8			
2	1'50.878	27.165	16.806	32.441	34.466	199.6			
3	1'51.046	27.232	16.841	32.476	34.497	196.7			
4	1'51.070	27.230	16.781	32.502	34.557	197.4			

Fastest Lap: Alvaro CARPE	Red Bull MotoGP Roo	SPA	1'49.114	26.900	16.607	31.855	33.752
----------------------------------	---------------------	-----	-----------------	--------	--------	--------	--------

DORNA DATA PROCESSING TIMING SERVICE DORNA DATA PROCESSING TIMING SERVICE DORNA DATA PROCESSING TIMING SERVICE DORNA DATA PROCESSING TIMING SERVICE DORNA DATA PROCESSING TIMING SERVICE DORNA DATA PROCESSING TIMING SERVICE DORNA DATA PROCESSING TIMING SERVICE DORNA DATA PROCESSING TIMING SERVICE DORNA DATA PROCCESSS





4423 m.

2023 Riders Performance

(Qualifying Position - Starting Position - Race Position)

Rider	Points	POR	POR	SPA	SPA	FRA	FRA	ITA	ITA	NED	NED	AUT	AUT	RSM	RSM							
1 PIQUERAS Angel	95	1	1	3	3																	
		1-1	1-1	3-1	3-2	-	-	-	-	-	-	-	-	-	-	-	-	-	-	-	-	-
2 CARPE Alvaro	59	7	7	10	10																	
		7-2	7-6	10-4	10-3	-	-	-	-	-	-	-	-	-	-	-	-	-	-	-	-	-
3 SALMELA Rico	49	6	6	11	11																	
		6-3	6-5	11-5	11-5	-	-	-	-	-	-	-	-	-	-	-	-	-	-	-	-	-
4 QUILES Máximo	46	9	9	1	1																	
		9-21	9-11	1-3	1-1	-	-	-	-	-	-	-	-	-	-	-	-	-	-	-	-	-
5 O'GORMAN Casey	41	3	3	9	9																	
		3-4	3-4	9-10	9-7	-	-	-	-	-	-	-	-	-	-	-	-	-	-	-	-	-
6 ROULSTONE Jacob	40	20	20	4	4																	
		20-13	20-9	4-2	4-6	-	-	-	-	-	-	-	-	-	-	-	-	-	-	-	-	-
7 DANISH Hakim	39	8	8	17	17																	
		8-5	8-3	16-9	16-11	-	-	-	-	-	-	-	-	-	-	-	-	-	-	-	-	-
8 RUDA Marcos	35	19	19	14	14																	
		19-7	19-2	14-14	14-12	-	-	-	-	-	-	-	-	-	-	-	-	-	-	-	-	-
9 MORELLI Marco	32	18	18	2	2																	
		18-11	18-7	2-11	2-4	-	-	-	-	-	-	-	-	-	-	-	-	-	-	-	-	-
10 FERRANDEZ Alberto	26	5	5	7	7																	
		5-6	5-NC	7-7	7-9	-	-	-	-	-	-	-	-	-	-	-	-	-	-	-	-	-
11 MOODLEY Ruché	26	2	2	6	6																	
		2-8	2-NC	6-6	6-8	-	-	-	-	-	-	-	-	-	-	-	-	-	-	-	-	-
12 LUCIANO Lorenz	20	4	4	13	13																	
		4-10	4-8	13-16	13-10	-	-	-	-	-	-	-	-	-	-	-	-	-	-	-	-	-
13 SHAHNIL Danial	13	11	11	16	16																	
		11-9	11-10	-NS	-NS	-	-	-	-	-	-	-	-	-	-	-	-	-	-	-	-	-

NC=Not classified NL=Not finished first lap NP=Not started race re-start N2=Not finished first lap race re-start EX=Excluded NS=Not Started DS=Disqualified

DORNA DATA PROCESSING TIMING SERVICE DORNA DATA PROCESSING TIMING SERVICE DORNA DATA PROCESSING TIMING SERVICE DORNA DATA PROCESSING TIMING SERVICE DORNA DATA PROCESSING TIMING SERVICE DORNA DATA PROCESSING TIMING SERVICE DORNA DATA PROCESSING TIMING SERVICE DORNA DATA PROCESSING TIMING SERVICE DORNA DATA PROCESSING TIMING SERVICE DORNA DATA PROCESSING TIMING SERVICE DORNA DATA PROCESSING TIMING SERVICE DORNA DATA PROCESSING TIMING SERVICE DORNA DATA PROCESSING



