

Results and timing service provided by TISSOT

# RookiesCup

## SHARK GRAND PRIX DE FRANCE

### Race Nr.1

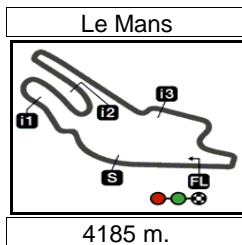
Classification after 16 laps = 66.96 km

Pos		Rider	Nation	Team	Motorcycle	Total Time	Km/h	Gap
1	25	18 Angel PIQUERAS	SPA	Red Bull MotoGP Rookies Cup	KTM	<b>28'22.282</b>	141.6	
2	20	27 Rico SALMELA	FIN	Red Bull MotoGP Rookies Cup	KTM	<b>28'22.404</b>	141.5	0.122
3	16	11 Ruché MOODLEY	RSA	Red Bull MotoGP Rookies Cup	KTM	<b>28'22.670</b>	141.5	0.388
4	13	28 Máximo QUILES	SPA	Red Bull MotoGP Rookies Cup	KTM	<b>28'22.845</b>	141.5	0.563
5	11	94 Guido PINI	ITA	Red Bull MotoGP Rookies Cup	KTM	<b>28'23.080</b>	141.5	0.798
6	10	83 Alvaro CARPE	SPA	Red Bull MotoGP Rookies Cup	KTM	<b>28'23.161</b>	141.5	0.879
7	9	54 Alberto FERRANDEZ	SPA	Red Bull MotoGP Rookies Cup	KTM	<b>28'25.646</b>	141.3	3.364
8	8	14 Cormac BUCHANAN	NZE	Red Bull MotoGP Rookies Cup	KTM	<b>28'27.849</b>	141.1	5.567
9	7	13 Hakim DANISH	MAL	Red Bull MotoGP Rookies Cup	KTM	<b>28'34.002</b>	140.6	11.720
10	6	50 Carter THOMPSON	AUS	Red Bull MotoGP Rookies Cup	KTM	<b>28'35.066</b>	140.5	12.784
11	5	12 Jacob ROULSTONE	AUS	Red Bull MotoGP Rookies Cup	KTM	<b>28'35.163</b>	140.5	12.881
12	4	81 Lorenz LUCIANO	BEL	Red Bull MotoGP Rookies Cup	KTM	<b>28'35.412</b>	140.5	13.130
13	3	95 Marco MORELLI	ARG	Red Bull MotoGP Rookies Cup	KTM	<b>28'35.652</b>	140.5	13.370
14	2	93 Arbi ADITAMA	INA	Red Bull MotoGP Rookies Cup	KTM	<b>28'42.716</b>	139.9	20.434
15	1	8 Eddie O'SHEA	GBR	Red Bull MotoGP Rookies Cup	KTM	<b>28'43.025</b>	139.9	20.743
16		78 Jakob ROSENTHALER	AUT	Red Bull MotoGP Rookies Cup	KTM	<b>28'43.120</b>	139.8	20.838
17		56 Kevin FARKAS	HUN	Red Bull MotoGP Rookies Cup	KTM	<b>28'43.476</b>	139.8	21.194
18		2 Amaury MIZERA	FRA	Red Bull MotoGP Rookies Cup	KTM	<b>28'46.293</b>	139.8	24.011
19		88 Shinya EZAWA	JPN	Red Bull MotoGP Rookies Cup	KTM	<b>29'11.170</b>	137.6	48.888
20		5 Leo RAMMERSTORFER	AUT	Red Bull MotoGP Rookies Cup	KTM	<b>29'18.387</b>	137.0	56.105
<b>Not classified</b>								
		23 Rhys STEPHENSON	GBR	Red Bull MotoGP Rookies Cup	KTM	<b>23'52.776</b>	136.6	3 laps
		25 Alexander ENRIQUEZ	USA	Red Bull MotoGP Rookies Cup	KTM	<b>11'00.663</b>	136.8	10 laps
		47 Dodo BOGGIO	ITA	Red Bull MotoGP Rookies Cup	KTM	<b>7'17.112</b>	137.8	12 laps
<b>Not finished first lap</b>								
		67 Casey O'GORMAN	IRL	Red Bull MotoGP Rookies Cup	KTM			
		69 Marcos RUDA	SPA	Red Bull MotoGP Rookies Cup	KTM			

The results are provisional until the end of the limit for protest and appeals.

Time limit for protest expires 30' after publication of the results - ..... Time: .....

DORNA DATA PROCESSING TIMING SERVICE DORNA DATA PROCESSING TIMING SERVICE DORNA DATA PROCESSING TIMING SERVICE DORNA DATA PROCESSING TIMING SERVICE DORNA DATA PROCESSING TIMING SERVICE DORNA DATA PROCESSING TIMING SERVICE DORNA DATA PROCESSING TIMING SERVICE DORNA DATA PROCESSING TIMING SERVICE DORNA DATA PROCESSING



Results and timing service provided by **TISSOT**

# RookiesCup

## SHARK GRAND PRIX DE FRANCE

### Race Nr.1

**Classification after 16 laps = 66.96 km**

Pos	Rider	Nation	Team	Motorcycle	Total Time	Km/h	Gap
-----	-------	--------	------	------------	------------	------	-----

**Race condition: Dry**  
 Air: 20°  
 Humidity: 65%  
 Ground: 33°

<b>Pole Position:</b>		<b>Marco MORELLI</b>	<b>1'46.004</b>	142.1 Km/h
<b>Fastest Lap (New record):</b>	Lap 13	<b>Máximo QUILES</b>	<b>1'45.410</b>	142.9 Km/h
<b>Best Race Lap:</b>	2008	<b>JD BEACH</b>	<b>1'48.607</b>	138.7 Km/h
<b>All Time Lap Record:</b>	2023	<b>Máximo QUILES</b>	<b>1'45.410</b>	142.9 Km/h

- 16:50'00
- 17:00'16
- 17:03'04
- 17:04'16 -
- 17:04'34 Casey O'GORMAN
- 17:05'12 Marcos RUDA
- 17:09'43 **Leo RAMMERSTORFER**
- 17:10'36 **Máximo QUILES**
- 17:11'03 Dodo BOGGIO
- 17:12'28 **Rhys STEPHENSON**
- 17:14'17 **Máximo QUILES**
- 17:15'08 Alexander ENRIQUEZ
- 17:16'59 **Máximo QUILES**
- 17:17'29 **Rhys STEPHENSON**
- 17:22'27 **Cormac BUCHANAN**
- 17:23'01 **Hakim DANISH**
- 17:25'47 **Rhys STEPHENSON**
- 17:27'30 Rhys STEPHENSON
- 17:34'27 **Amaury MIZERA**
- 17:35'11 **Amaury MIZERA**

- SIGHTING LAP START**
- WARM UP LAP START**
- RACE START**
- No jump starts
- crashed out - Rider OK
- crashed out - Medical Centre
- track limits warning
- track limits warning
- crashed out - Rider OK
- long lap penalty due to shortcut at T10
- long lap penalty due to shortcut at T4
- crashed out - Rider OK
- long lap penalty - COMPLETED
- long lap penalty - COMPLETED
- track limits warning
- track limits warning
- track limits warning
- crashed out - Rider OK
- long lap penalty due to shortcut at T9
- 3 seconds penalty - insufficient time to complete long lap penalty


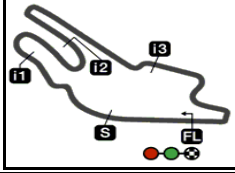
The results are provisional until the end of the limit for protest and appeals.

Time limit for protest expires 30' after publication of the results - ..... Time: .....

DORNA DATA PROCESSING TIMING SERVICE DORNA DATA PROCESSING TIMING SERVICE DORNA DATA PROCESSING TIMING SERVICE DORNA DATA PROCESSING TIMING SERVICE DORNA DATA PROCESSING TIMING SERVICE DORNA DATA PROCESSING TIMING SERVICE DORNA DATA PROCESSING TIMING SERVICE DORNA DATA PROCESSING TIMING SERVICE DORNA DATA PROCESSING TIMING SERVICE DORNA DATA PROCESSING TIMING SERVICE DORNA DATA PROCCEESSS



Le Mans

Results and timing service provided by **RookiesCup**

4185 m.

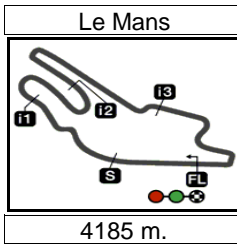
**SHARK GRAND PRIX DE FRANCE****Race Nr.1****Top Speed & Average**

<i>Rider</i>	<i>Nation</i>	<i>Motorcycle</i>	<i>Top 5 speeds</i>					<i>Average</i>	<i>Top</i>
11 Ruché MOODLEY	RSA	KTM	208.6	206.4	206.0	206.0	204.3	206.3	<b>208.6</b>
56 Kevin FARKAS	HUN	KTM	206.4	205.6	203.9	203.5	203.0	204.5	<b>206.4</b>
83 Alvaro CARPE	SPA	KTM	206.4	206.0	205.6	205.6	205.1	205.6	<b>206.4</b>
28 Máximo QUILES	SPA	KTM	206.0	205.6	205.6	205.1	205.1	205.5	<b>206.0</b>
94 Guido PINI	ITA	KTM	205.6	205.6	203.9	203.5	203.0	204.3	<b>205.6</b>
5 Leo RAMMERSTORFER	AUT	KTM	204.7	203.0	202.6	202.2	200.2	202.5	<b>204.7</b>
8 Eddie O'SHEA	GBR	KTM	204.7	204.3	203.9	202.6	202.6	203.6	<b>204.7</b>
18 Angel PIQUERAS	SPA	KTM	204.7	204.3	203.0	203.0	202.6	203.5	<b>204.7</b>
93 Arbi ADITAMA	INA	KTM	204.3	202.6	201.4	201.0	200.6	202.0	<b>204.3</b>
2 Amaury MIZERA	FRA	KTM	203.9	203.5	203.0	203.0	202.6	203.2	<b>203.9</b>
13 Hakim DANISH	MAL	KTM	203.9	203.9	203.0	203.0	202.2	203.2	<b>203.9</b>
47 Dodo BOGGIO	ITA	KTM	203.9	203.0	196.6			201.2	<b>203.9</b>
95 Marco MORELLI	ARG	KTM	203.9	201.4	201.4	201.4	201.4	201.9	<b>203.9</b>
14 Cormac BUCHANAN	NZE	KTM	203.0	201.4	201.0	200.6	200.2	201.2	<b>203.0</b>
78 Jakob ROSENTHALER	AUT	KTM	203.0	203.0	202.6	202.2	202.2	202.6	<b>203.0</b>
81 Lorenz LUCIANO	BEL	KTM	202.2	201.4	200.6	200.2	199.8	200.5	<b>202.2</b>
12 Jacob ROULSTONE	AUS	KTM	201.8	200.2	199.0	199.0	199.0	199.8	<b>201.8</b>
50 Carter THOMPSON	AUS	KTM	201.8	201.4	200.6	200.6	200.2	200.9	<b>201.8</b>
54 Alberto FERRANDEZ	SPA	KTM	201.8	201.4	201.4	201.4	201.0	201.4	<b>201.8</b>
23 Rhys STEPHENSON	GBR	KTM	199.8	197.8	196.2	196.2	196.2	197.2	<b>199.8</b>
25 Alexander ENRIQUEZ	USA	KTM	199.8	198.6	196.2	195.9	194.3	197.0	<b>199.8</b>
27 Rico SALMELA	FIN	KTM	199.4	199.0	199.0	199.0	198.2	198.7	<b>199.4</b>
88 Shinya EZAWA	JPN	KTM	198.2	197.8	196.2	195.1	194.3	196.3	<b>198.2</b>

DORNA DATA PROCESSING TIMING SERVICE DORNA DATA PROCESSING TIMING SERVICE DORNA DATA PROCESSING TIMING SERVICE DORNA DATA PROCESSING TIMING SERVICE DORNA DATA PROCESSING TIMING SERVICE DORNA DATA PROCESSING TIMING SERVICE DORNA DATA PROCESSING TIMING SERVICE DORNA DATA PROCESSING TIMING SERVICE DORNA DATA PROCESSING TIMING SERVICE DORNA DATA PROCCEESSS



Le Mans, Saturday, May 13, 2023




Results and timing service provided by **TISSOT**

# RookiesCup

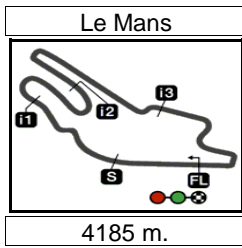
## SHARK GRAND PRIX DE FRANCE

### Race Nr.1

### Fastest Laps Sequence

Lap	Race Time	 Rider	Nation	Motorcycle	Time	Km/h	Riders's Lap
2	<b>3'35.896</b>	27 Rico SALMELA	FIN	KTM	<b>1'46.416</b>	141.5	2
2	<b>3'37.392</b>	28 Mximo QUILES	SPA	KTM	<b>1'46.365</b>	141.6	2
3	<b>5'23.412</b>	13 Hakim DANISH	MAL	KTM	<b>1'46.217</b>	141.8	3
4	<b>7'11.051</b>	11 Ruch MOODLEY	RSA	KTM	<b>1'46.102</b>	141.9	4
5	<b>8'55.423</b>	13 Hakim DANISH	MAL	KTM	<b>1'46.056</b>	142.0	5
5	<b>8'56.978</b>	11 Ruch MOODLEY	RSA	KTM	<b>1'45.927</b>	142.2	5
5	<b>8'57.120</b>	54 Alberto FERRANDEZ	SPA	KTM	<b>1'45.876</b>	142.2	5
6	<b>10'42.595</b>	11 Ruch MOODLEY	RSA	KTM	<b>1'45.617</b>	142.6	6
12	<b>21'19.031</b>	11 Ruch MOODLEY	RSA	KTM	<b>1'45.606</b>	142.6	12
13	<b>23'05.984</b>	28 Mximo QUILES	SPA	KTM	<b>1'45.410</b>	142.9	13

DORNA DATA PROCESSING TIMING SERVICE DORNA DATA PROCESSING TIMING SERVICE DORNA DATA PROCESSING TIMING SERVICE DORNA DATA PROCESSING TIMING SERVICE DORNA DATA PROCESSING TIMING SERVICE DORNA DATA PROCESSING TIMING SERVICE DORNA DATA PROCESSING TIMING SERVICE DORNA DATA PROCESSING TIMING SERVICE DORNA DATA PROCESSING TIMING SERVICE DORNA DATA PROCESSING TIMING SERVICE DORNA DATA PROCESSING



Results and timing service provided by TISSOT

# RookiesCup

## SHARK GRAND PRIX DE FRANCE

### Race Nr.1

### Chronological Analysis of Performances

\* Lap / Sector time cancelled

T1 Time from finish line to 1st intermedate

T3 Time from 2nd intermed. to 3rd intermed.

P Crossing the finish line in pit lane

T2 Time from 1st intermed. to 2nd intermed.

T4 Time from 3rd intermedate to finish line

Lap	Lap Time	T1	T2	T3	T4	Speed	Lap	Lap Time	T1	T2	T3	T4	Speed
<b>1st 18 Angel PIQUERAS</b> Red Bull MotoGP Roo SPA													
		Runs=1	Total laps=16	Full laps=15	Valid laps=15								
1	1'49.621	28.562	23.584	30.071	27.404		7	1'46.557	25.600	23.408	29.948	27.601	203.5
2	1'46.538	25.951	23.398	30.026	27.163	199.8	8	1'46.352	25.638	23.500	29.928	27.286	206.0
3	1'46.429	25.845	23.387	30.008	27.189	199.8	9	1'46.107	25.572	23.537	29.975	27.023	206.4
4	1'46.611	25.804	23.378	30.097	27.332	199.8	10	1'46.012	25.499	23.217	30.055	27.241	208.6
5	1'46.508	25.931	23.493	29.916	27.168	200.6	11	1'45.802	25.676	23.143	29.981	27.002	201.4
6	1'46.151	25.706	23.258	29.988	27.199	201.0	12	1'45.606	25.518	23.249	29.859	26.980	204.3
7	1'46.297	25.631	23.313	30.007	27.346	201.8	13	1'45.751	25.506	23.112	30.057	27.076	200.6
8	1'47.040	26.147	23.555	30.102	27.236	201.0	14	1'45.980	25.676	23.241	30.031	27.032	201.0
9	1'45.744	25.580	23.222	29.911	27.031	203.0	15	1'46.050	25.736	23.418	29.711	27.185	201.4
10	1'46.575	25.552	23.516	30.254	27.253	200.2	16	1'45.858	25.755	23.140	29.794	27.169	202.2
11	1'45.669	25.481	23.232	29.903	27.053	203.0							
12	1'46.366	25.863	23.347	30.008	27.148	198.2							
13	1'45.625	25.533	23.085	29.882	27.125	202.6							
14	1'45.969	25.396	23.411	29.979	27.183	204.3							
15	1'45.589	25.817	23.144	29.657	26.971	204.7							
16	1'45.550	25.716	23.041	29.769	27.024	200.2							
<b>4th 28 Máximo QUILES</b> Red Bull MotoGP Roo SPA													
		Runs=1	Total laps=16	Full laps=15	Valid laps=13								
1	1'51.027	*	29.546	23.803	30.346*	27.332							
2	1'46.365		25.494	23.381	30.140	27.350	204.3						
3	1'46.633	*	26.06*	23.302	30.004*	27.259	205.1						
4	1'45.847	*	25.399	23.307	29.917*	27.224	204.3						
5	1'46.435		25.691	23.374	30.204	27.166	205.6						
6	1'46.071		25.707	23.298	29.895	27.171	203.9						
7	1'46.388		25.645	23.291	30.080	27.372	203.0						
8	1'48.538		25.588	23.364	32.281	27.305	203.5						
9	1'46.085		25.582	23.294	30.025	27.184	203.0						
10	1'45.819		25.463	23.251	29.951	27.154	203.5						
11	1'45.655		25.385	23.184	29.915	27.171	205.1						
12	1'45.711		25.463	23.385	29.758	27.105	203.0						
13	1'45.410		25.442	23.086	29.889	26.993	202.2						
14	1'45.562		25.431	23.105	29.998	27.028	202.2						
15	1'45.527		25.451	23.364	29.633	27.079	205.6						
16	1'45.772		25.740	23.370	29.754	26.908	206.0						
<b>2nd 27 Rico SALMELA</b> Red Bull MotoGP Roo FIN													
		Runs=1	Total laps=16	Full laps=15	Valid laps=15								
1	1'49.480		28.368	23.556	30.166	27.390							
2	1'46.416		25.898	23.341	29.979	27.198	198.2						
3	1'46.442		25.877	23.274	30.026	27.265	197.4						
4	1'46.725		25.922	23.262	30.116	27.425	197.8						
5	1'46.266		25.882	23.277	29.920	27.187	197.8						
6	1'46.089		25.727	23.170	29.999	27.193	199.0						
7	1'46.561		25.909	23.251	30.124	27.277	196.6						
8	1'46.568		25.789	23.512	30.071	27.196	198.2						
9	1'46.074		25.819	23.184	29.900	27.171	198.2						
10	1'46.001		25.682	23.164	30.016	27.139	199.4						
11	1'45.931		25.744	23.167	29.947	27.073	199.0						
12	1'45.967		25.759	23.227	29.918	27.063	197.0						
13	1'45.817		25.706	23.081	29.919	27.111	197.8						
14	1'46.140		25.769	23.197	29.992	27.182	198.2						
15	1'45.744		25.749	23.156	29.784	27.055	197.8						
16	1'46.183		25.699	23.296	29.961	27.227	199.0						
<b>3rd 11 Ruché MOODLEY</b> Red Bull MotoGP Roo RSA													
		Runs=1	Total laps=16	Full laps=15	Valid laps=15								
1	1'51.541	*	29.864	23.743	30.481*	27.453							
2	1'46.897		25.716	23.457	30.197	27.527	203.9						
3	1'46.511		25.810	23.400	30.108	27.193	203.9						
4	1'46.102		25.421	23.390	30.060	27.231	206.0						
5	1'45.927		25.555	23.182	29.943	27.247	201.0						
6	1'45.617		25.382	23.255	29.865	27.115	203.5						
<b>5th 94 Guido PINI</b> Red Bull MotoGP Roo ITA													
		Runs=1	Total laps=16	Full laps=15	Valid laps=14								
1	1'49.994		28.723	23.645	30.143	27.483							
2	1'46.593		25.773	23.434	30.059	27.327	200.6						
3	1'46.697		25.827	23.378	30.007	27.485	199.8						
4	1'46.415	*	25.807	23.309	29.964*	27.335	200.2						
5	1'46.146		25.704	23.282	29.974	27.186	202.6						
6	1'46.207		25.624	23.256	30.041	27.286	203.9						
7	1'46.276		25.647	23.262	29.991	27.376	203.0						
8	1'46.753		25.871	23.372	30.170	27.340	205.6						
9	1'46.389		25.864	23.305	29.877	27.343	198.6						
10	1'45.868		25.413	23.185	30.021	27.249	205.6						
11	1'46.278		25.863	23.322	30.008	27.085	199.4						
12	1'45.731		25.697	23.132	29.830	27.072	200.6						
13	1'45.715		25.495	22.998	30.036	27.186	201.8						
14	1'45.880		25.594	23.147	29.997	27.142	202.2						

**Fastest Lap:** Máximo QUILES Red Bull MotoGP Roo SPA 1'45.410 25.442 23.086 29.889 26.993

DORNA DATA PROCESSING TIMING SERVICE DORNA DATA PROCESSING TIMING SERVICE DORNA DATA PROCESSING TIMING SERVICE DORNA DATA PROCESSING TIMING SERVICE DORNA DATA PROCESSING TIMING SERVICE DORNA DATA PROCESSING TIMING SERVICE DORNA DATA PROCESSING TIMING SERVICE DORNA DATA PROCCESSS





## Race Nr.1

## RookiesCup

Lap	Lap Time	T1	T2	T3	T4	Speed	Lap	Lap Time	T1	T2	T3	T4	Speed
13	<b>1'46.632</b>	25.706	23.277	30.391	27.258	<b>201.8</b>	12	<b>1'46.693</b>	25.857	23.508	30.192	27.136	<b>204.3</b>
14	<b>1'46.575</b>	25.799	23.323	30.174	27.279	198.2	13	<b>1'46.563</b>	25.764	23.474	30.217	27.108	201.4
15	<b>1'46.927</b>	25.972	23.531	30.144	27.280	199.0	14	<b>1'47.011</b>	25.878	23.530	30.267	27.336	199.8
16	<b>1'45.846</b>	<b>25.605</b>	23.265	<b>29.964</b>	<b>27.012</b>	199.0	15	<b>1'47.118</b>	26.183	23.467	30.253	27.215	195.9
							16	<b>1'47.186</b>	26.031	23.483	30.409	27.263	197.4

**12th 81** **Lorenz LUCIANO** Red Bull MotoGP Roo BEL  
Runs=1 Total laps=16 Full laps=15 Valid laps=15

1	1'52.123	30.066	23.796	30.800	27.461	
2	<b>1'47.774</b>	26.411	23.632	30.400	27.331	198.2
3	<b>1'47.343</b>	26.220	23.481	30.468	27.174	196.6
4	<b>1'47.591</b>	26.022	23.513	30.514	27.542	196.6
5	<b>1'47.110</b>	25.857	23.580	30.417	27.256	199.8
6	<b>1'46.555</b>	25.843	23.340	30.206	27.166	198.2
7	<b>1'46.855</b>	25.913	23.406	30.327	27.209	198.6
8	<b>1'47.358</b>	25.851	23.462	30.435	27.610	199.8
9	<b>1'47.421</b>	26.025	23.563	30.610	27.223	198.2
10	<b>1'46.876</b>	25.820	23.503	30.311	27.242	200.6
11	<b>1'46.371</b>	25.836	23.277	30.191	27.067	198.2
12	<b>1'46.156</b>	25.821	23.332	30.112	<b>26.891</b>	197.4
13	<b>1'46.838</b>	<b>25.667</b>	23.415	30.559	27.197	199.8
14	<b>1'46.367</b>	25.677	23.269	30.298	27.123	200.2
15	<b>1'46.717</b>	25.742	23.518	30.324	27.133	<b>202.2</b>
16	<b>1'45.957</b>	25.696	<b>23.225</b>	<b>30.030</b>	27.006	201.4

**13th 95** **Marco MORELLI** Red Bull MotoGP Roo ARG  
Runs=1 Total laps=16 Full laps=15 Valid laps=13

1	1'54.540	28.724	23.971			
2	1'48.366 *	26.528	23.631	30.796	27.411	<b>203.9</b>
3	<b>1'47.244</b>	25.809	23.546	30.564	27.325	201.4
4	<b>1'46.715</b>	25.914	23.328	30.227	27.246	201.4
5	<b>1'46.515</b>	25.735	23.308	30.361	27.111	197.0
6	1'46.718 *	25.730	23.274	30.315	27.399*	197.0
7	<b>1'46.652</b>	25.731	23.325	30.479	27.117	195.9
8	<b>1'46.538</b>	25.785	23.311	30.309	27.133	195.9
9	<b>1'46.569</b>	25.757	23.347	30.231	27.234	197.0
10	<b>1'46.325</b>	25.765	23.331	30.191	27.038	200.6
11	<b>1'46.251</b>	25.830	<b>23.236</b>	30.056	27.129	195.5
12	<b>1'46.479</b>	25.885	23.327	30.164	27.103	194.0
13	<b>1'47.143</b>	26.133	23.418	30.412	27.180	195.5
14	<b>1'46.452</b>	25.654	23.400	30.141	27.257	198.2
15	<b>1'47.177</b>	25.868	23.348	30.943	<b>27.018</b>	201.4
16	<b>1'45.968</b>	<b>25.531</b>	23.367	<b>30.047</b>	27.023	201.4

**14th 93** **Arbi ADITAMA** Red Bull MotoGP Roo INA  
Runs=1 Total laps=16 Full laps=15 Valid laps=15

1	1'56.439 *	29.845	24.061	30.897*	31.636	
2	<b>1'48.095</b>	26.581	23.570	30.458	27.486	197.4
3	<b>1'47.401</b>	26.245	23.387	30.333	27.436	200.2
4	<b>1'47.348</b>	26.283	23.435	30.309	27.321	199.0
5	<b>1'47.073</b>	25.892	23.529	30.360	27.292	199.4
6	<b>1'47.197</b>	25.885	23.464	30.424	27.424	201.0
7	<b>1'48.101</b>	26.045	23.873	30.733	27.450	200.6
8	<b>1'46.896</b>	<b>25.762</b>	23.346	30.410	27.378	202.6
9	<b>1'46.626</b>	25.955	<b>23.345</b>	30.271	27.055	199.0
10	<b>1'46.616</b>	25.825	23.394	30.214	27.183	199.8
11	<b>1'46.353</b>	25.932	23.347	<b>30.083</b>	<b>26.991</b>	200.2

**15th 8** **Eddie O'SHEA** Red Bull MotoGP Roo GBR  
Runs=1 Total laps=16 Full laps=15 Valid laps=14

1	1'53.876	30.247	24.011	30.877	28.741	
2	<b>1'48.225</b>	26.435	23.712	30.396	27.682	201.8
3	<b>1'47.775</b>	26.181	23.548	30.586	27.460	199.8
4	<b>1'47.643</b>	26.371	23.506	30.350	27.416	200.2
5	1'46.967 *	26.069	23.386	30.149*	27.363	<b>204.7</b>
6	<b>1'47.804</b>	26.267	23.492	30.634	27.411	199.4
7	<b>1'47.304</b>	25.946	23.557	30.312	27.489	200.6
8	<b>1'47.101</b>	26.040	23.381	30.315	27.365	199.4
9	<b>1'46.764</b>	25.889	23.370	<b>30.222</b>	27.283	200.2
10	<b>1'47.229</b>	25.908	23.377	30.433	27.511	201.0
11	<b>1'47.241</b>	26.044	23.610	30.303	27.284	199.4
12	<b>1'47.161</b>	25.878	23.467	30.282	27.534	202.6
13	<b>1'46.683</b>	<b>25.704</b>	23.473	30.252	27.254	202.6
14	<b>1'47.201</b>	25.759	23.511	30.375	27.556	203.9
15	<b>1'46.749</b>	25.968	<b>23.331</b>	30.231	<b>27.219</b>	204.3
16	<b>1'47.302</b>	25.887	23.366	30.637	27.412	200.2

**16th 78** **Jakob ROSENTHAL** Red Bull MotoGP Roo AUT  
Runs=1 Total laps=16 Full laps=15 Valid laps=13

1	1'54.123	30.786	23.817	30.908	28.612	
2	1'48.700 *	26.550	23.767	30.556*	27.827	202.2
3	<b>1'47.864</b>	25.826	23.743	30.672	27.623	202.2
4	<b>1'47.336</b>	25.920	23.568	30.371	27.477	201.4
5	<b>1'47.562</b>	26.396	23.440	30.327	27.399	200.6
6	<b>1'47.173</b>	25.754	23.523	30.336	27.560	201.0
7	<b>1'47.362</b>	25.787	23.534	30.519	27.522	200.6
8	<b>1'46.830</b>	25.923	23.345	30.302	27.260	198.2
9	1'47.076 *	25.929	23.376	30.293*	27.478	201.0
10	<b>1'46.798</b>	<b>25.719</b>	<b>23.340</b>	30.196	27.543	200.6
11	<b>1'46.638</b>	25.837	23.365	<b>30.164</b>	27.272	202.6
12	<b>1'46.992</b>	26.028	23.382	30.320	27.262	197.4
13	<b>1'47.098</b>	25.985	23.727	30.246	<b>27.140</b>	199.0
14	<b>1'47.562</b>	25.808	23.835	30.343	27.576	<b>203.0</b>
15	<b>1'47.157</b>	25.988	23.493	30.285	27.391	201.8
16	<b>1'46.849</b>	25.775	23.347	30.424	27.303	203.0

**17th 56** **Kevin FARKAS** Red Bull MotoGP Roo HUN  
Runs=1 Total laps=16 Full laps=15 Valid laps=15

1	1'54.306	30.767	24.033	30.883	28.623	
2	<b>1'48.250</b>	26.362	23.846	30.585	27.457	205.6
3	<b>1'47.890</b>	25.976	23.553	30.617	27.744	203.9
4	<b>1'47.193</b>	25.988	23.453	30.346	27.406	202.2
5	<b>1'47.488</b>	26.440	23.358	30.306	27.384	<b>206.4</b>
6	<b>1'46.869</b>	<b>25.842</b>	23.514	30.211	27.302	202.6
7	<b>1'47.226</b>	26.145	23.379	30.309	27.393	197.0
8	<b>1'46.969</b>	26.146	<b>23.301</b>	30.175	27.347	197.0
9	<b>1'47.014</b>	26.184	23.363	30.015	27.452	197.8
10	<b>1'46.742</b>	26.064	23.326	<b>29.951</b>	27.401	197.8

**Fastest Lap:** Máximo QUILES Red Bull MotoGP Roo SPA **1'45.410** 25.442 23.086 29.889 26.993

DORNA DATA PROCESSING TIMING SERVICE DORNA DATA PROCESSING TIMING SERVICE DORNA DATA PROCESSING TIMING SERVICE DORNA DATA PROCESSING TIMING SERVICE DORNA DATA PROCESSING TIMING SERVICE DORNA DATA PROCESSING TIMING SERVICE DORNA DATA PROCCESSS

# Race Nr.1

# RookiesCup

Lap	Lap Time	T1	T2	T3	T4	Speed	Lap	Lap Time	T1	T2	T3	T4	Speed
11	1'46.486	26.048	23.302	29.973	27.163	197.8	10	1'47.991	26.046	23.688	30.710	27.547	198.2
12	1'47.527	26.787	23.364	30.143	27.233	196.6	11	1'47.567 *	26.122	23.530	30.493*	27.422	196.6
13	1'46.928	26.059	23.302	30.308	27.259	197.0	12	1'47.518	26.075	23.575	30.400	27.468	196.2
14	1'47.955	26.358	23.708	30.233	27.656	197.0	13	1'47.582	26.219	23.470	30.520	27.373	196.6
15	1'47.053	26.096	23.436	30.350	27.171	203.0	14	1'47.899	26.073	23.710	30.593	27.523	195.1
16	1'47.580	25.909	23.311	30.582	27.778	203.5	15	1'47.197	26.172	23.523	30.277	27.225	194.7
							16	2'15.289 *	26.033	44.788	35.342*	29.126	195.9

**18th 2 Amaury MIZERA** Red Bull MotoGP Roo FRA  
 Runs=1 Total laps=16 Full laps=15 Valid laps=15

1	1'53.777 *	30.600	23.811	30.822*	28.544	
2	1'48.502	26.511	24.037	30.365	27.589	200.2
3	1'47.735	26.036	23.646	30.566	27.487	202.2
4	1'47.332	25.976	23.648	30.305	27.403	202.6
5	1'47.654	26.258	23.683	30.345	27.368	201.8
6	1'47.978	26.040	23.596	30.629	27.713	199.4
7	1'47.185	25.857	23.460	30.398	27.470	201.8
8	1'46.985	26.021	23.425	30.221	27.318	197.0
9	1'46.992	25.806	23.543	30.151	27.492	203.0
10	1'46.741	25.796	23.420	30.036	27.489	203.9
11	1'46.671	25.885	23.431	30.148	27.207	201.8
12	1'47.073	26.074	23.506	30.253	27.240	197.4
13	1'46.377	25.694	23.360	30.137	27.186	203.5
14	1'47.645	26.175	23.368	30.260	27.842	201.0
15	1'47.432	26.011	23.521	30.429	27.471	198.2
16	1'47.214	25.801	23.396	30.468	27.549	203.0

**19th 88 Shinya EZAWA** Red Bull MotoGP Roo JPN  
 Runs=1 Total laps=16 Full laps=15 Valid laps=14

1	1'54.905 *	31.003	24.331	30.990*	28.581	
2	1'48.836	26.515	23.847	30.685	27.789	198.2
3	1'48.719	26.288	23.816	30.867	27.748	197.8
4	1'48.991	26.379	23.931	30.683	27.998	196.2
5	1'48.789	26.439	23.820	30.660	27.870	195.1
6	1'48.848	26.429	23.813	30.763	27.843	194.0
7	1'49.080	26.478	23.829	30.783	27.990	194.0
8	1'49.360 *	26.806	23.702	30.949*	27.903	194.3
9	1'49.103	26.779	23.835	30.763	27.726	192.8
10	1'48.935	26.524	23.817	30.667	27.927	192.8
11	1'48.949	26.586	23.777	30.750	27.836	192.8
12	1'49.078	26.606	23.934	30.701	27.837	192.8
13	1'49.517	26.716	23.887	30.864	28.050	193.6
14	1'49.310	26.595	23.908	30.793	28.014	191.7
15	1'49.474	26.529	24.064	30.984	27.897	193.6
16	1'49.276	26.630	23.833	30.876	27.937	193.6

**20th 5 Leo RAMMERSTOR** Red Bull MotoGP Roo AUT  
 Runs=1 Total laps=16 Full laps=15 Valid laps=11

1	1'54.415 *	31.068	23.968	30.884*	28.495	
2	1'48.724 *	26.484	23.893	30.643*	27.704	204.7
3	1'47.712	25.832	23.618	30.661	27.601	202.6
4	1'47.531	25.854	23.559	30.771	27.347	203.0
5	1'47.455	26.100	23.634	30.273	27.448	200.2
6	1'47.442	25.832	23.492	30.496	27.622	202.2
7	1'48.257	26.517	23.710	30.488	27.542	199.8
8	1'47.763 *	26.090	23.649	30.520*	27.504	199.4
9	1'48.045	26.296	23.517	30.473	27.759	199.0

**21st 23 Rhys STEPHENSON** Red Bull MotoGP Roo GBR  
 Runs=1 Total laps=13 Full laps=12 Valid laps=9

1	1'55.359	31.148	24.790	31.015	28.406	
2	1'49.851 *	26.433	24.025	31.057*	28.336	196.2
3	1'48.950	26.284	23.951	30.936	27.779	197.8
4	1'49.204	26.173	24.213	31.042	27.776	196.2
5	1'49.067	26.631	24.125	30.741	27.570	195.1
6	1'48.699	26.213	24.091	30.764	27.631	199.8
7	1'49.148	26.236	23.957	31.081	27.874	196.2
8	1'52.751	26.229	24.198	34.359	27.965	195.1
9	1'49.509	26.467	24.136	31.046	27.860	195.5
10	1'49.797 *	26.692	24.225	31.025*	27.855	194.7
11	1'50.198	26.584	24.462	31.208	27.944	194.7
12	1'50.484 *	26.640	24.635	31.218	27.991*	192.5
13	1'49.759	26.286	24.394	31.205	27.874	194.7

**22nd 25 Alexander ENRIQUE** Red Bull MotoGP Roo USA  
 Runs=1 Total laps=6 Full laps=5 Valid laps=5

1	1'55.755	31.371	24.749	31.105	28.530	
2	1'49.649	26.423	24.031	30.998	28.197	198.6
3	1'49.106	26.299	23.942	30.940	27.925	199.8
4	1'48.896	26.348	23.947	30.973	27.628	196.2
5	1'48.798	26.302	24.021	30.785	27.690	194.0
6	1'48.459	26.210	23.880	30.760	27.609	195.9
	unfinished	26.336	23.789			194.3

**23rd 47 Dodo BOGGIO** Red Bull MotoGP Roo ITA  
 Runs=1 Total laps=4 Full laps=3 Valid laps=3

1	1'54.159 *	30.697	24.029	30.869*	28.564	
2	1'48.019	26.361	23.663	30.324	27.671	203.0
3	1'47.424	25.904	23.624	30.349	27.547	203.9
4	1'47.510	26.077	23.588	30.460	27.385	196.6

**24th 67 Casey O'GORMAN** Red Bull MotoGP Roo IRL  
 Runs=1 Total laps=0 Full laps=0 Valid laps=0

	unfinished	29.182	23.539			
--	------------	--------	--------	--	--	--

**25th 69 Marcos RUDA** Red Bull MotoGP Roo SPA  
 Runs=1 Total laps=0 Full laps=0 Valid laps=0

	unfinished	30.057	23.971	30.929		
--	------------	--------	--------	--------	--	--

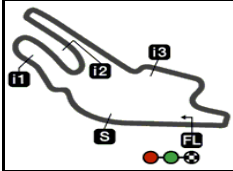
**Fastest Lap:** Máximo QUILES Red Bull MotoGP Roo SPA **1'45.410** 25.442 23.086 29.889 26.993

DORNA DATA PROCESSING TIMING SERVICE DORNA DATA PROCESSING TIMING SERVICE DORNA DATA PROCESSING TIMING SERVICE DORNA DATA PROCESSING TIMING SERVICE DORNA DATA PROCESSING TIMING SERVICE DORNA DATA PROCESSING TIMING SERVICE DORNA DATA PROCESSING TIMING SERVICE DORNA DATA PROCESSING TIMING SERVICE DORNA DATA PROCESSING TIMING SERVICE DORNA DATA PROCCESSS









**SHARK GRAND PRIX DE FRANCE**  
**Official Starting Grid**

4185 m.

Race : 16 laps = 66.96 km

9

**25**

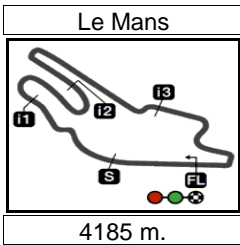
1'49.803

**25 Alexander ENRIQUEZ**  
KTM

The results are provisional until the end of the limit for protest and appeals and until the ratification of the Event Management Committee.

Time limit for protest expires 60' at the latest after publication of the results - ..... Time: .....

DORNA DATA PROCESSING TIMING SERVICE DORNA DATA PROCESSING TIMING SERVICE DORNA DATA PROCESSING TIMING SERVICE DORNA DATA PROCESSING TIMING SERVICE DORNA DATA PROCESSING TIMING SERVICE DORNA DATA PROCESSING TIMING SERVICE DORNA DATA PROCESSING TIMING SERVICE DORNA DATA PROCESSING TIMING SERVICE DORNA DATA PROCESSING TIMING SERVICE DORNA DATA PROCESSING TIMING SERVICE DORNA DATA PROCESSING TIMING SERVICE DORNA DATA PROCCESSES



Results and timing service provided by TISSOT

RookiesCup

SHARK GRAND PRIX DE FRANCE  
Race Nr.1  
Lap Chart

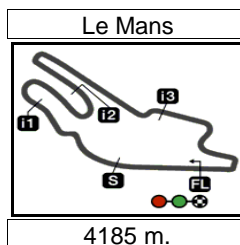
Pos	1	2	3	4	5	6	7	8	9	10	11	12	13	14	15	16	17	18	19	20	21	22	23	24	25
Grid	95	27	94	<b>(18)</b>	50	14	28	83	12	67	69	13	11	81	8	54	93	47	56	78	2	88	5	23	25

---

1	27	<b>(18)</b>	94	14	50	13	28	83	11	54	81	12	2	8	78	47	56	5	95	88	23	25	93						
2	27	<b>(18)</b>	94	14	50	13	28	83	54	11	81	12	8	47	2	56	78	95	5	88	93	23	25						
3	27	<b>(18)</b>	14	94	13	28	50	83	11	54	81	12	47	8	2	95	56	78	5	93	88	23	25						
4	27	<b>(18)</b>	13	94	28	14	11	54	83	50	12	81	95	47	2	8	56	78	5	93	88	23	25						
5	27	13	<b>(18)</b>	94	28	14	11	54	83	50	12	81	95	8	2	56	78	5	93	88	25	23							
6	27	13	<b>(18)</b>	94	28	11	54	83	14	50	12	81	95	56	8	78	2	5	93	88	25	23							
7	27	<b>(18)</b>	94	13	28	54	11	83	14	50	12	81	95	56	8	78	2	5	93	88	23								
8	27	94	<b>(18)</b>	54	11	83	13	14	28	50	12	81	95	56	8	78	2	93	5	88	23								
9	27	<b>(18)</b>	54	94	11	83	13	14	28	50	12	95	81	56	8	78	2	93	5	88	23								
10	27	94	<b>(18)</b>	11	54	83	14	28	50	13	95	12	81	56	8	78	2	93	5	88	23								
<i>L</i>	<i>11</i>	27	<b>(18)</b>	11	94	83	54	28	14	50	13	95	12	81	56	78	2	8	93	5	88	23							
<i>a</i>	<i>12</i>	27	11	94	<b>(18)</b>	83	28	54	14	50	13	95	12	81	56	78	2	93	8	5	88	23							
<i>p</i>	<i>13</i>	27	11	94	<b>(18)</b>	83	28	54	14	13	50	12	95	81	56	2	93	78	8	5	88	23							
<i>s</i>	<i>14</i>	27	11	94	<b>(18)</b>	83	28	54	14	13	50	12	95	81	93	2	56	8	78	5	88								
<i>15</i>	27	94	<b>(18)</b>	11	28	83	54	14	13	50	12	81	95	93	8	56	2	78	5	88									
<i>16</i>	<b>(18)</b>	27	11	28	94	83	54	14	13	50	12	81	95	93	8	78	2	56	88	5									

Winner      Lapped rider

DORNA DATA PROCESSING TIMING SERVICE DORNA DATA PROCESSING TIMING SERVICE DORNA DATA PROCESSING TIMING SERVICE DORNA DATA PROCESSING TIMING SERVICE DORNA DATA PROCESSING TIMING SERVICE DORNA DATA PROCESSING TIMING SERVICE DORNA DATA PROCESSING TIMING SERVICE DORNA DATA PROCESSING TIMING SERVICE DORNA DATA PROCESSING TIMING SERVICE DORNA DATA PROCCESSS



Results and timing service provided by TISSOT

# RookiesCup

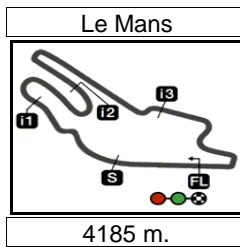
## SHARK GRAND PRIX DE FRANCE

Race Nr.1

Fastest Lap of Each Rider

	Rider	Nation	Team	Motorcycle	Time	Lap Total	Gap
1	28 <b>Máximo QUILES</b>	SPA	Red Bull MotoGP Rookies Cup	KTM	<b>1'45.410</b>	13 16	
2	94 <b>Guido PINI</b>	ITA	Red Bull MotoGP Rookies Cup	KTM	<b>1'45.512</b>	15 16	0.102 0.102
3	18 <b>Angel PIQUERAS</b>	SPA	Red Bull MotoGP Rookies Cup	KTM	<b>1'45.550</b>	16 16	0.140 0.038
4	11 <b>Ruché MOODLEY</b>	RSA	Red Bull MotoGP Rookies Cup	KTM	<b>1'45.606</b>	12 16	0.196 0.056
5	83 <b>Alvaro CARPE</b>	SPA	Red Bull MotoGP Rookies Cup	KTM	<b>1'45.740</b>	13 16	0.330 0.134
6	27 <b>Rico SALMELA</b>	FIN	Red Bull MotoGP Rookies Cup	KTM	<b>1'45.744</b>	15 16	0.334 0.004
7	12 <b>Jacob ROULSTONE</b>	AUS	Red Bull MotoGP Rookies Cup	KTM	<b>1'45.846</b>	16 16	0.436 0.102
8	54 <b>Alberto FERRANDEZ</b>	SPA	Red Bull MotoGP Rookies Cup	KTM	<b>1'45.876</b>	5 16	0.466 0.030
9	13 <b>Hakim DANISH</b>	MAL	Red Bull MotoGP Rookies Cup	KTM	<b>1'45.891</b>	9 16	0.481 0.015
10	81 <b>Lorenz LUCIANO</b>	BEL	Red Bull MotoGP Rookies Cup	KTM	<b>1'45.957</b>	16 16	0.547 0.066
11	95 <b>Marco MORELLI</b>	ARG	Red Bull MotoGP Rookies Cup	KTM	<b>1'45.968</b>	16 16	0.558 0.011
12	14 <b>Cormac BUCHANAN</b>	NZE	Red Bull MotoGP Rookies Cup	KTM	<b>1'46.011</b>	12 16	0.601 0.043
13	50 <b>Carter THOMPSON</b>	AUS	Red Bull MotoGP Rookies Cup	KTM	<b>1'46.314</b>	6 16	0.904 0.303
14	93 <b>Arbi ADITAMA</b>	INA	Red Bull MotoGP Rookies Cup	KTM	<b>1'46.353</b>	11 16	0.943 0.039
15	2 <b>Amaury MIZERA</b>	FRA	Red Bull MotoGP Rookies Cup	KTM	<b>1'46.377</b>	13 16	0.967 0.024
16	56 <b>Kevin FARKAS</b>	HUN	Red Bull MotoGP Rookies Cup	KTM	<b>1'46.486</b>	11 16	1.076 0.109
17	78 <b>Jakob ROSENTHALER</b>	AUT	Red Bull MotoGP Rookies Cup	KTM	<b>1'46.638</b>	11 16	1.228 0.152
18	8 <b>Eddie O'SHEA</b>	GBR	Red Bull MotoGP Rookies Cup	KTM	<b>1'46.683</b>	13 16	1.273 0.045
19	5 <b>Leo RAMMERSTORFER</b>	AUT	Red Bull MotoGP Rookies Cup	KTM	<b>1'47.197</b>	15 16	1.787 0.514
20	47 <b>Dodo BOGGIO</b>	ITA	Red Bull MotoGP Rookies Cup	KTM	<b>1'47.424</b>	3 4	2.014 0.227
21	25 <b>Alexander ENRIQUEZ</b>	USA	Red Bull MotoGP Rookies Cup	KTM	<b>1'48.459</b>	6 6	3.049 1.035
22	23 <b>Rhys STEPHENSON</b>	GBR	Red Bull MotoGP Rookies Cup	KTM	<b>1'48.699</b>	6 13	3.289 0.240
23	88 <b>Shinya EZAWA</b>	JPN	Red Bull MotoGP Rookies Cup	KTM	<b>1'48.719</b>	3 16	3.309 0.020

DORNA DATA PROCESSING TIMING SERVICE DORNA DATA PROCESSING TIMING SERVICE DORNA DATA PROCESSING TIMING SERVICE DORNA DATA PROCESSING TIMING SERVICE DORNA DATA PROCESSING TIMING SERVICE DORNA DATA PROCESSING TIMING SERVICE DORNA DATA PROCESSING TIMING SERVICE DORNA DATA PROCEESSS



Results and timing service provided by **TISSOT**

# RookiesCup

## SHARK GRAND PRIX DE FRANCE

Race Nr.1

### Analysis by Lap

Num	Lap Time	Gap									
<b>Lap 1</b>			11	1'46.511	2.611	93	1'47.073	11.027	14	1'46.242	1.726
27	1'49.480		54	1'46.805	2.726	88	1'48.789	14.911	28	1'48.538	2.757
18	1'49.621	0.141	81	1'47.343	4.902	25	1'48.798	16.875	50	1'46.696	3.060
94	1'49.994	0.514	12	1'46.791	5.529	23	1'49.067	17.102	12	1'47.354	7.960
14	1'50.131	0.651	47	1'47.424	7.264	<b>Lap 6</b>			81	1'47.358	8.162
50	1'50.378	0.898	8	1'47.775	7.538	27	1'46.089		95	1'46.538	8.741
13	1'50.708	1.228	2	1'47.735	7.676	13	1'46.251	0.256	56	1'46.969	11.644
28	1'51.027	1.547	95	1'47.244	7.812	18	1'46.151	0.440	8	1'47.101	12.148
83	1'51.265	1.785	56	1'47.890	8.108	94	1'46.207	0.634	78	1'46.830	12.403
11	1'51.541	2.061	78	1'47.864	8.349	2	1'46.071	0.960	2	1'46.985	12.601
54	1'51.644	2.164	5	1'47.712	8.513	11	1'45.617	1.177	93	1'46.896	14.003
81	1'52.123	2.643	93	1'47.401	9.597	54	1'45.919	1.621	5	1'47.763	14.752
12	1'53.646	4.166	88	1'48.719	10.122	83	1'46.150	1.993	88	1'49.360	22.981
2	1'53.777	4.297	23	1'48.950	11.822	14	1'46.598	2.010	23	1'52.751	28.482
8	1'53.876	4.396	25	1'49.106	12.172	50	1'46.314	2.917	<b>Lap 9</b>		
78	1'54.123	4.643	<b>Lap 4</b>			12	1'46.608	6.854	27	1'46.074	
47	1'54.159	4.679	27	1'46.725		81	1'46.555	7.078	18	1'45.744	0.318
56	1'54.306	4.826	18	1'46.611	0.136	95	1'46.718	8.680	54	1'45.912	0.607
5	1'54.415	4.935	13	1'45.955	0.304	56	1'46.869	10.578	94	1'46.389	0.849
95	1'54.540	5.060	94	1'46.415	0.636	8	1'47.804	10.872	11	1'46.107	0.990
88	1'54.905	5.425	28	1'45.847	0.809	78	1'47.173	11.340	83	1'46.005	1.162
23	1'55.359	5.879	14	1'46.970	1.158	2	1'47.978	11.560	13	1'45.891	1.324
25	1'55.755	6.275	11	1'46.102	1.988	5	1'47.442	11.861	14	1'46.128	1.780
93	1'56.439	6.959	54	1'46.180	2.181	93	1'47.197	12.135	28	1'46.085	2.768
<b>Lap 2</b>			83	1'46.617	2.300	88	1'48.848	17.670	50	1'46.423	3.409
27	1'46.416		50	1'47.416	2.558	25	1'48.459	19.245	12	1'47.230	9.116
18	1'46.538	0.263	12	1'46.762	5.566	23	1'48.699	19.712	95	1'46.569	9.236
94	1'46.593	0.691	81	1'47.591	5.768	<b>Lap 7</b>			81	1'47.421	9.509
14	1'46.625	0.860	95	1'46.715	7.802	27	1'46.561		56	1'47.014	12.584
50	1'46.718	1.200	47	1'47.510	8.049	18	1'46.297	0.176	8	1'46.764	12.838
13	1'46.487	1.299	2	1'47.332	8.283	94	1'46.276	0.349	78	1'47.076	13.405
28	1'46.365	1.496	8	1'47.643	8.456	13	1'46.794	0.489	2	1'46.992	13.519
83	1'46.652	2.021	56	1'47.193	8.576	28	1'46.388	0.787	93	1'46.626	14.555
54	1'46.615	2.363	78	1'47.336	8.960	54	1'45.914	0.974	5	1'48.045	16.723
11	1'46.897	2.542	5	1'47.531	9.319	11	1'46.557	1.173	88	1'49.103	26.010
81	1'47.774	4.001	93	1'47.348	10.220	83	1'46.129	1.561	23	1'49.509	31.917
12	1'47.430	5.180	88	1'48.991	12.388	14	1'46.603	2.052	<b>Lap 10</b>		
8	1'48.225	6.205	23	1'49.204	14.301	50	1'46.576	2.932	27	1'46.001	
47	1'48.019	6.282	25	1'48.896	14.343	12	1'46.881	7.174	94	1'45.868	0.716
2	1'48.502	6.383	<b>Lap 5</b>			81	1'46.855	7.372	18	1'46.575	0.892
56	1'48.250	6.660	27	1'46.266		95	1'46.652	8.771	11	1'46.012	1.001
78	1'48.700	6.927	13	1'46.056	0.094	56	1'47.226	11.243	54	1'46.539	1.145
95	1'48.366	7.010	18	1'46.508	0.378	8	1'47.304	11.615	83	1'46.076	1.237
5	1'48.724	7.243	94	1'46.146	0.516	78	1'47.362	12.141	14	1'46.174	1.953
88	1'48.836	7.845	28	1'46.435	0.978	2	1'47.185	12.184	28	1'45.819	2.586
93	1'48.095	8.638	14	1'46.609	1.501	5	1'48.257	13.557	50	1'46.632	4.040
23	1'49.851	9.314	11	1'45.927	1.649	93	1'48.101	13.675	13	1'49.380	4.703
25	1'49.649	9.508	54	1'45.876	1.791	88	1'49.080	20.189	95	1'46.325	9.560
<b>Lap 3</b>			83	1'45.898	1.932	23	1'49.148	22.299	12	1'46.856	9.971
27	1'46.442		50	1'46.400	2.692	<b>Lap 8</b>			81	1'46.876	10.384
18	1'46.429	0.250	12	1'47.035	6.335	27	1'46.568		56	1'46.742	13.325
94	1'46.495	0.913	81	1'47.110	6.612	94	1'46.753	0.534	8	1'47.229	14.066
94	1'46.697	0.946	95	1'46.515	8.051	18	1'47.040	0.648	78	1'46.798	14.202
13	1'46.217	1.074	8	1'46.967	9.157	54	1'46.363	0.769	2	1'46.741	14.259
28	1'46.633	1.687	2	1'47.654	9.671	11	1'46.352	0.957	93	1'46.616	15.170
50	1'47.109	1.867	56	1'47.488	9.798	83	1'46.238	1.231	5	1'47.991	18.713
83	1'46.829	2.408	78	1'47.562	10.256	13	1'47.586	1.507	88	1'48.935	28.944
			5	1'47.455	10.508				23	1'49.797	35.713
									95	1'47.143	11.718

☐ Lapped rider

DORNA DATA PROCESSING TIMING SERVICE DORNA DATA PROCESSING TIMING SERVICE DORNA DATA PROCESSING TIMING SERVICE DORNA DATA PROCESSING TIMING SERVICE DORNA DATA PROCESSING TIMING SERVICE DORNA DATA PROCESSING TIMING SERVICE DORNA DATA PROCESSING TIMING SERVICE DORNA DATA PROCESSING TIMING SERVICE DORNA DATA PROCESSING



Num	Lap Time	Gap	Num	Lap Time	Gap
<b>81</b>	1'46.838	12.034	<b>78</b>	1'46.849	20.838
<b>56</b>	1'46.928	16.551	<b>2</b>	1'47.214	21.011
<b>2</b>	1'46.377	16.665	<b>56</b>	1'47.580	21.194
<b>93</b>	1'46.563	17.064	<b>88</b>	1'49.276	48.888
<b>78</b>	1'47.098	17.215	<b>5</b>	2'15.289	56.105
<b>8</b>	1'46.683	17.436			
<b>5</b>	1'47.582	23.665			
<b>88</b>	1'49.517	38.773			
<b>23</b>	1'49.759	48.439			

### Lap 14

27	1'46.140	
11	1'45.980	0.285
94	1'45.880	0.465
18	1'45.969	0.666
83	1'45.863	0.718
28	1'45.562	1.069
54	1'46.157	2.348
14	1'46.612	3.275
13	1'47.199	8.868
50	1'47.425	10.837
12	1'46.575	11.913
95	1'46.452	12.030
81	1'46.367	12.261
93	1'47.011	17.935
2	1'47.645	18.170
56	1'47.955	18.366
8	1'47.201	18.497
78	1'47.562	18.637
5	1'47.899	25.424
88	1'49.310	41.943

### Lap 15

27	1'45.744	
94	1'45.512	0.233
18	1'45.589	0.511
11	1'46.050	0.591
28	1'45.527	0.852
83	1'46.016	0.990
54	1'46.306	2.910
14	1'46.801	4.332
13	1'47.218	10.342
50	1'46.900	11.993
12	1'46.927	13.096
81	1'46.717	13.234
95	1'47.177	13.463
93	1'47.118	19.309
8	1'46.749	19.502
56	1'47.053	19.675
2	1'47.432	19.858
78	1'47.157	20.050
5	1'47.197	26.877
88	1'49.474	45.673

### Lap 16

18	1'45.550	
27	1'46.183	0.122
11	1'45.858	0.388
28	1'45.772	0.563
94	1'46.626	0.798
83	1'45.950	0.879
54	1'46.515	3.364
14	1'47.296	5.567
13	1'47.439	11.720
50	1'46.852	12.784
12	1'45.846	12.881
81	1'45.957	13.130
95	1'45.968	13.370
93	1'47.186	20.434
8	1'47.302	20.743

Lapped rider

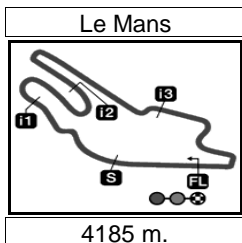
DORNA DATA PROCESSING TIMING SERVICE DORNA DATA PROCESSING TIMING SERVICE DORNA DATA PROCESSING TIMING SERVICE DORNA DATA PROCESSING TIMING SERVICE DORNA DATA PROCESSING TIMING SERVICE DORNA DATA PROCESSING TIMING SERVICE DORNA DATA PROCESSING TIMING SERVICE DORNA DATA PROCCESSS











Results and timing service provided by **TISSOT**

# RookiesCup

## SHARK GRAND PRIX DE FRANCE

### Championship Classification

Rider	Nation	Points	POR	POR	SPA	SPA	FRA	FRA	ITA	ITA	NED	NED	AUT	AUT	RSM	RSM
1 PIQUERAS Angel	SPA	120	25	25	25	20	25									
2 CARPE Alvaro	SPA	69	20	10	13	16	10									
3 SALMELA Rico	FIN	69	16	11	11	11	20									
4 QUILES Máximo	SPA	59	0	5	16	25	13									
5 DANISH Hakim	MAL	46	11	16	7	5	7									
6 ROULSTONE Jacob	AUS	45	3	7	20	10	5									
7 MOODLEY Ruché	RSA	42	8	-	10	8	16									
8 O'GORMAN Casey	IRL	41	13	13	6	9	-									
9 RUDA Marcos	SPA	35	9	20	2	4	-									
10 MORELLI Marco	ARG	35	5	9	5	13	3									
11 FERRANDEZ Alberto	SPA	35	10	-	9	7	9									
12 LUCIANO Lorenz	BEL	24	6	8	0	6	4									
13 PINI Guido	ITA	23	4	-	8	-	11									
14 BUCHANAN Cormac	NZE	13	2	-	1	2	8									
15 SHAHRIL Danial	MAL	13	7	6	-	-	-									
16 ADITAMA Arbi	INA	10	1	4	3	0	2									
17 THOMPSON Carter	AUS	8	0	1	0	1	6									
18 ROSENTHALER Jakob	AUT	4	0	0	4	0	0									
19 MIZERA Amaury	FRA	3	0	3	0	-	0									
20 BOGGIO Dodo	ITA	3	-	-	-	3	-									
21 FARKAS Kevin	HUN	2	-	2	0	0	0									
22 O'SHEA Eddie	GBR	1	-	-	-	-	1									
23 EZAWA Shinya	JPN	0	0	0	0	0	0									
24 STEPHENSON Rhys	GBR	0	-	0	0	-	-									
25 RAMMERSTORFER Leo	AUT	0	0	0	0	0	0									
26 ENRIQUEZ Alexander	USA	0	0	-	0	0	-									

DORNA DATA PROCESSING TIMING SERVICE DORNA DATA PROCESSING TIMING SERVICE DORNA DATA PROCESSING TIMING SERVICE DORNA DATA PROCESSING TIMING SERVICE DORNA DATA PROCESSING TIMING SERVICE DORNA DATA PROCESSING TIMING SERVICE DORNA DATA PROCESSING TIMING SERVICE DORNA DATA PROCESSING TIMING SERVICE DORNA DATA PROCESSING TIMING SERVICE

