Le Mans

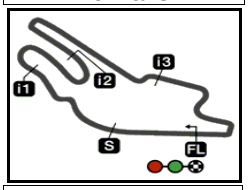

4185 m.

Results and timing service provided by TISSOT

RookiesCup

SHARK GRAND PRIX DE FRANCE

Race Nr.2

Classification after 16 laps = 66.96 km

Pos			Rider	Nation	Team	Motorcycle	Total Time	Km/h	Gap
1	25	18	**Angel PIQUERAS**	SPA	Red Bull MotoGP Rookies Cup	KTM	**28'27.050**	141.2	
2	20	94	**Guido PINI**	ITA	Red Bull MotoGP Rookies Cup	KTM	**28'27.195**	141.2	0.145
3	16	54	**Alberto FERRANDEZ**	SPA	Red Bull MotoGP Rookies Cup	KTM	**28'28.090**	141.1	1.040
4	13	95	**Marco MORELLI**	ARG	Red Bull MotoGP Rookies Cup	KTM	**28'28.253**	141.1	1.203
5	11	14	**Cormac BUCHANAN**	NZE	Red Bull MotoGP Rookies Cup	KTM	**28'37.792**	140.3	10.742
6	10	12	**Jacob ROULSTONE**	AUS	Red Bull MotoGP Rookies Cup	KTM	**28'41.037**	140.0	13.987
7	9	93	**Arbi ADITAMA**	INA	Red Bull MotoGP Rookies Cup	KTM	**28'41.331**	140.0	14.281
8	8	81	**Lorenz LUCIANO**	BEL	Red Bull MotoGP Rookies Cup	KTM	**28'41.136**	140.0	14.086
9	7	8	**Eddie O'SHEA**	GBR	Red Bull MotoGP Rookies Cup	KTM	**28'44.462**	139.7	17.412
10	6	28	**Máximo QUILES**	SPA	Red Bull MotoGP Rookies Cup	KTM	**28'50.658**	139.2	23.608
11	5	47	**Dodo BOGGIO**	ITA	Red Bull MotoGP Rookies Cup	KTM	**28'56.611**	138.8	29.561
12	4	78	**Jakob ROSENTHALER**	AUT	Red Bull MotoGP Rookies Cup	KTM	**28'56.744**	138.7	29.694
13	3	88	**Shinya EZAWA**	JPN	Red Bull MotoGP Rookies Cup	KTM	**28'57.022**	138.7	29.972
14	2	5	**Leo RAMMERSTORFER**	AUT	Red Bull MotoGP Rookies Cup	KTM	**29'04.399**	138.1	37.349
15	1	69	**Marcos RUDA**	SPA	Red Bull MotoGP Rookies Cup	KTM	**29'15.176**	137.3	48.126
Not classified									
		83	**Alvaro CARPE**	SPA	Red Bull MotoGP Rookies Cup	KTM	**26'41.248**	141.1	1 lap
		13	**Hakim DANISH**	MAL	Red Bull MotoGP Rookies Cup	KTM	**26'41.358**	141.1	1 lap
		27	**Rico SALMELA**	FIN	Red Bull MotoGP Rookies Cup	KTM	**26'41.703**	141.0	1 lap
		67	**Casey O'GORMAN**	IRL	Red Bull MotoGP Rookies Cup	KTM	**26'41.847**	141.0	1 lap
		11	**Ruché MOODLEY**	RSA	Red Bull MotoGP Rookies Cup	KTM	**24'55.703**	141.0	2 laps
		2	**Amaury MIZERA**	FRA	Red Bull MotoGP Rookies Cup	KTM	**14'33.182**	138.0	8 laps
		25	**Alexander ENRIQUEZ**	USA	Red Bull MotoGP Rookies Cup	KTM	**12'53.105**	136.4	9 laps
		56	**Kevin FARKAS**	HUN	Red Bull MotoGP Rookies Cup	KTM	**10'54.741**	138.0	10 laps
		23	**Rhys STEPHENSON**	GBR	Red Bull MotoGP Rookies Cup	KTM	**5'36.654**	134.2	13 laps
Not started									
		50	**Carter THOMPSON**	AUS	Red Bull MotoGP Rookies Cup	KTM			

The results are provisional until the end of the limit for protest and appeals.

Time limit for protest expires 30' after publication of the results - ..... Time: .....

DORNA DATA PROCESSING ,TIMING SERVICE DORNA DATA PROCESSING TIMING SERVICE DORNA DATA PROCESSING TIMING SERVICE DORNA DATA PROCESSING TIMING SERVICE DORNA DATA PROCESSING TIMING SERVICE DORNA DATA PROCESSING TIMING SERVICE DORNA DATA PROCESSING TIMING SERVICE DORNA DATA PROCCEESSS

Le Mans, Sunday, May 14, 2023

Le Mans

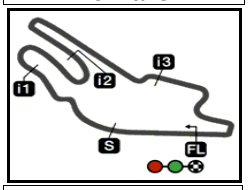

4185 m.

Results and timing service provided by TISSOT

RookiesCup

SHARK GRAND PRIX DE FRANCE

Race Nr.2

Classification after 16 laps = 66.96 km

Pos	Rider	Nation	Team	Motorcycle	Total Time	Km/h	Gap

Race condition: **Dry**
Air: 11°
Humidity: 76%
Ground: 14°

Pole Position:				
Fastest Lap (New record):	Lap 12	**Casey O'GORMAN**	**1'45.251**	143.1 Km/h
Best Race Lap:	2023	**Máximo QUILES**	**1'45.410**	142.9 Km/h
All Time Lap Record:	2023	**Casey O'GORMAN**	**1'45.251**	143.1 Km/h

8:40'00		**SIGHTING LAP START**
8:42'31	Carter THOMPSON	crashed out on sighting lap
8:47'06		Start delayed for 5 minutes
8:50'39		New time schedule: 9:00 warm up lap
9:00'27		**WARM UP LAP START**
9:03'09		**RACE START**
9:04'33	Marcos RUDA	crashed out - Rider OK
9:04'41	Marcos RUDA	re-joined race
9:09'54	Rhys STEPHENSON	stopped with technical issue
9:13'00	**Leo RAMMERSTORFER**	**long lap penalty due to shortcut at T9**
9:15'05	Kevin FARKAS	crashed out - Rider OK
9:16'54	**Leo RAMMERSTORFER**	**long lap penalty - COMPLETED**
9:17'27	Alexander ENRIQUEZ	crashed out - Rider OK
9:19'30	Amaury MIZERA	crashed out - Rider OK
9:29'00	Ruché MOODLEY	crashed out - Rider OK
9:30'10	Casey O'GORMAN	crashed out - Rider OK
9:30'15	Hakim DANISH	crashed out - Medical Centre
9:30'15	Alvaro CARPE	crashed out - Rider OK
9:30'15	Máximo QUILES	crashed out - Rider OK
9:30'42	Rico SALMELA	crashed out - Rider OK
9:30'56	Máximo QUILES	re-joined race
9:34'54	**Lorenz LUCIANO**	**1 position penalty due to yellow flag infringement**

The results are provisional until the end of the limit for protest and appeals.
Time limit for protest expires 30' after publication of the results - ..... Time: .....

DORNA DATA PROCESSING ,TIMING SERVICE DORNA DATA PROCESSING TIMING SERVICE DORNA DATA PROCESSING TIMING SERVICE DORNA DATA PROCESSING TIMING SERVICE DORNA DATA PROCESSING TIMING SERVICE DORNA DATA PROCESSING TIMING SERVICE DORNA DATA PROCESSING TIMING SERVICE DORNA DATA PROCCEESSS

Le Mans, Sunday, May 14, 2023

Le Mans

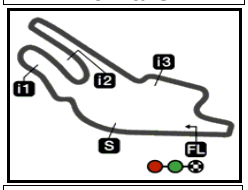

4185 m.

Results and timing service provided by TISSOT

RookiesCup

SHARK GRAND PRIX DE FRANCE

Race Nr.2

Top Speed & Average

	Rider	Nation	Motorcycle	Top 5 speeds					Average	Top
27	**Rico SALMELA**	**FIN**	KTM	214.4	210.8	208.6	206.8	206.0	209.3	**214.4**
28	**Máximo QUILES**	**SPA**	KTM	213.0	210.8	208.6	208.1	208.1	209.7	**213.0**
11	**Ruché MOODLEY**	**RSA**	KTM	210.8	209.9	208.6	208.6	207.3	209.0	**210.8**
83	**Alvaro CARPE**	**SPA**	KTM	209.9	209.0	208.6	208.1	207.3	208.4	**209.9**
93	**Arbi ADITAMA**	**INA**	KTM	209.4	208.1	207.3	206.4	204.7	206.5	**209.4**
13	**Hakim DANISH**	**MAL**	KTM	208.1	208.1	207.7	207.3	206.8	207.6	**209.0**
94	**Guido PINI**	**ITA**	KTM	209.0	208.6	208.1	207.7	207.3	208.1	**209.0**
47	**Dodo BOGGIO**	**ITA**	KTM	208.6	203.0	203.0	202.6	201.8	203.8	**208.6**
12	**Jacob ROULSTONE**	**AUS**	KTM	208.1	206.4	206.0	206.0	203.9	206.1	**208.1**
67	**Casey O'GORMAN**	**IRL**	KTM	208.1	207.7	206.8	206.0	205.6	206.8	**208.1**
18	**Angel PIQUERAS**	**SPA**	KTM	207.7	207.3	207.3	206.8	206.0	207.0	**207.7**
95	**Marco MORELLI**	**ARG**	KTM	207.3	204.7	204.7	203.9	203.0	204.7	**207.3**
8	**Eddie O'SHEA**	**GBR**	KTM	206.8	206.8	206.4	206.0	205.6	206.3	**206.8**
54	**Alberto FERRANDEZ**	**SPA**	KTM	206.8	206.0	205.6	204.3	203.9	205.1	**206.8**
14	**Cormac BUCHANAN**	**NZE**	KTM	206.0	204.3	203.0	202.6	202.6	203.7	**206.0**
81	**Lorenz LUCIANO**	**BEL**	KTM	206.0	206.0	205.1	205.1	204.7	205.2	**206.0**
23	**Rhys STEPHENSON**	**GBR**	KTM	205.6	201.0	198.2			201.6	**205.6**
56	**Kevin FARKAS**	**HUN**	KTM	205.6	205.1	203.9	203.9	201.4	204.0	**205.6**
78	**Jakob ROSENTHALER**	**AUT**	KTM	205.6	204.7	203.0	202.6	201.8	202.8	**205.6**
5	**Leo RAMMERSTORFER**	**AUT**	KTM	205.1	203.9	202.6	201.0	201.0	202.4	**205.1**
2	**Amaury MIZERA**	**FRA**	KTM	204.3	203.9	203.5	202.2	201.8	203.1	**204.3**
88	**Shinya EZAWA**	**JPN**	KTM	203.9	203.5	202.2	201.8	200.2	201.5	**203.9**
25	**Alexander ENRIQUEZ**	**USA**	KTM	203.0	200.2	198.6	197.4	197.4	199.3	**203.0**
69	**Marcos RUDA**	**SPA**	KTM	199.0	199.0	199.0	198.6	198.6	198.8	**199.0**

DORNA DATA PROCESSING TIMING SERVICE DORNA DATA PROCESSING TIMING SERVICE DORNA DATA PROCESSING TIMING SERVICE DORNA DATA PROCESSING TIMING SERVICE DORNA DATA PROCESSING TIMING SERVICE DORNA DATA PROCESSING TIMING SERVICE DORNA DATA PROCESSING TIMING SERVICE DORNA DATA PROCCEESSS

Le Mans, Sunday, May 14, 2023

Le Mans

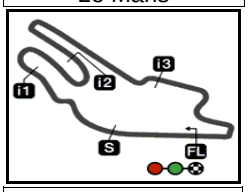

4185 m.

Results and timing service provided by TISSOT

RookiesCup

SHARK GRAND PRIX DE FRANCE

Race Nr.2

Fastest Laps Sequence

Lap	Race Time	Rider	Nation	Motorcycle	Time	Km/h	Riders's Lap
2	**3'38.525**	27 **Rico SALMELA**	FIN	KTM	**1'47.712**	139.8	2
2	**3'38.602**	28 **Máximo QUILES**	SPA	KTM	**1'46.971**	140.8	2
3	**5'25.354**	28 **Máximo QUILES**	SPA	KTM	**1'46.752**	141.1	3
3	**5'26.454**	18 **Angel PIQUERAS**	SPA	KTM	**1'46.693**	141.2	3
4	**7'12.715**	94 **Guido PINI**	ITA	KTM	**1'46.635**	141.2	4
4	**7'12.817**	13 **Hakim DANISH**	MAL	KTM	**1'46.613**	141.3	4
4	**7'13.017**	18 **Angel PIQUERAS**	SPA	KTM	**1'46.563**	141.3	4
5	**8'58.422**	27 **Rico SALMELA**	FIN	KTM	**1'46.012**	142.1	5
6	**10'45.366**	83 **Alvaro CARPE**	SPA	KTM	**1'45.809**	142.3	6
8	**14'20.238**	11 **Ruché MOODLEY**	RSA	KTM	**1'45.470**	142.8	8
12	**21'23.054**	11 **Ruché MOODLEY**	RSA	KTM	**1'45.351**	143.0	12
12	**21'23.180**	67 **Casey O'GORMAN**	IRL	KTM	**1'45.251**	143.1	12

DORNA DATA PROCESSING -TIMING SERVICE DORNA DATA PROCESSING TIMING SERVICE DORNA DATA PROCESSING TIMING SERVICE DORNA DATA PROCESSING TIMING SERVICE DORNA DATA PROCESSING TIMING SERVICE DORNA DATA PROCESSING TIMING SERVICE DORNA DATA PROCESSING TIMING SERVICE DORNA DATA PROCESSING TIMING SERVICE DORNA DATA PROCCEESSS

Le Mans, Sunday, May 14, 2023

Le Mans

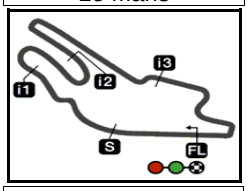

4185 m.

Results and timing service provided by TISSOT

RookiesCup

SHARK GRAND PRIX DE FRANCE
Race Nr.2
Chronological Analysis of Performances

** Lap / Sector time cancelled*
P Crossing the finish line in pit lane
T1 Time from finish line to 1st intermediate
T2 Time from 1st intermed. to 2nd intermed.
T3 Time from 2nd intermed. to 3rd intermed.
T4 Time from 3rd intermediate to finish line

1st 18 Angel PIQUERAS — Red Bull MotoGP Roo SPA
Runs=1 Total laps=16 Full laps=15 Valid laps=15

Lap	Lap Time	T1	T2	T3	T4	Speed
1	1'51.883	28.952	24.303	30.868	27.760	
2	**1'47.878**	25.980	23.978	30.459	27.461	205.6
3	**1'46.693**	25.669	23.502	30.171	27.351	204.7
4	**1'46.563**	25.622	23.578	30.067	27.296	204.7
5	**1'46.655**	25.685	23.582	30.177	27.211	205.6
6	**1'45.928**	25.636	23.258	29.872	27.162	207.7
7	**1'46.549**	25.542	23.553	30.008	27.446	204.3
8	**1'46.567**	25.649	23.656	29.955	27.307	206.0
9	**1'45.907**	25.546	23.259	29.990	27.112	204.7
10	**1'46.108**	25.546	23.291	30.004	27.267	204.7
11	**1'45.595**	25.469	23.164	29.807	27.155	207.3
12	**1'45.861**	25.557	23.300	29.943	27.061	207.3
13	**1'46.061**	25.504	23.274	30.050	27.233	206.8
14	**1'46.898**	26.016	23.275	30.197	27.410	199.8
15	**1'45.744**	25.449	23.188	30.073	27.034	204.7
16	**1'46.160**	25.603	23.274	30.124	27.159	199.8

2nd 94 Guido PINI — Red Bull MotoGP Roo ITA
Runs=1 Total laps=16 Full laps=15 Valid laps=15

Lap	Lap Time	T1	T2	T3	T4	Speed
1	1'51.239	28.452	24.188	30.759	27.840	
2	**1'47.826**	25.906	23.839	30.348	27.733	202.6
3	**1'47.015**	25.756	23.501	30.220	27.538	205.6
4	**1'46.635**	25.777	23.376	29.975	27.507	203.9
5	**1'46.731**	25.790	23.544	30.056	27.341	207.3
6	**1'46.763**	26.162	23.444	29.995	27.162	202.2
7	**1'46.054**	25.593	23.237	29.939	27.285	203.0
8	**1'46.241**	25.540	23.457	29.946	27.298	207.7
9	**1'46.180**	25.462	23.454	29.985	27.279	208.6
10	**1'46.264**	25.531	23.345	30.014	27.374	203.9
11	**1'45.817**	25.519	23.320	29.872	27.106	209.0
12	**1'45.604**	25.501	23.260	29.884	26.959	206.4
13	**1'45.999**	25.466	23.297	29.997	27.239	208.1
14	**1'46.656**	25.717	23.331	30.212	27.396	202.6
15	**1'46.164**	25.692	23.157	30.215	27.100	200.2
16	**1'46.007**	25.430	23.256	30.117	27.204	206.4

3rd 54 Alberto FERRANDE — Red Bull MotoGP Roo SPA
Runs=1 Total laps=16 Full laps=15 Valid laps=15

Lap	Lap Time	T1	T2	T3	T4	Speed
1	1'52.915	30.380	24.040	30.732	27.763	
2	**1'47.723**	26.111	23.567	30.469	27.576	199.8
3	**1'46.942**	25.815	23.375	30.296	27.456	201.8
4	**1'47.119**	25.685	23.544	30.351	27.539	204.3
5	**1'46.589**	25.745	23.420	30.239	27.185	203.5
6	**1'46.260**	25.830	23.350	30.014	27.066	199.4
7	**1'46.043**	25.755	23.198	30.040	27.050	199.4
8	**1'45.979**	25.615	23.280	30.066	27.018	203.5
9	**1'46.042**	25.661	23.212	29.988	27.181	199.4
10	**1'46.455**	25.724	23.347	30.190	27.194	199.0
11	**1'45.783**	25.543	23.269	29.917	27.054	203.9
12	**1'45.514**	25.553	23.145	29.854	26.962	201.8
13	**1'45.908**	25.357	23.214	29.974	27.363	203.9
14	**1'46.889**	25.796	23.328	30.145	27.620	206.8
15	**1'45.842**	25.363	23.388	30.065	27.026	206.0
16	**1'46.087**	25.680	23.147	30.144	27.116	205.6

4th 95 Marco MORELLI — Red Bull MotoGP Roo ARG
Runs=1 Total laps=16 Full laps=15 Valid laps=15

Lap	Lap Time	T1	T2	T3	T4	Speed
1	1'53.086	28.783	24.455	31.399	28.449	
2	**1'48.712**	26.616	23.824	30.567	27.705	203.9
3	**1'47.095**	25.929	23.430	30.333	27.403	200.2
4	**1'46.588**	25.791	23.387	30.150	27.260	200.2
5	**1'46.730**	25.739	23.469	30.150	27.372	200.2
6	**1'46.151**	25.657	23.340	30.061	27.093	200.2
7	**1'46.698**	25.621	23.357	30.343	27.377	200.2
8	**1'45.904**	25.568	23.182	30.036	27.118	202.6
9	**1'46.132**	25.607	23.246	30.058	27.221	201.4
10	**1'46.075**	25.447	23.388	30.097	27.143	203.0
11	**1'45.615**	25.629	23.056	29.929	27.001	204.7
12	**1'45.668**	25.488	23.061	29.916	27.203	201.8
13	**1'45.674**	25.497	23.167	29.992	27.018	201.0
14	**1'46.163**	25.522	23.192	30.104	27.345	201.8
15	**1'45.888**	25.402	23.385	30.054	27.047	207.3
16	**1'46.074**	25.567	23.245	30.051	27.211	204.7

5th 14 Cormac BUCHANA — Red Bull MotoGP Roo NZE
Runs=1 Total laps=16 Full laps=15 Valid laps=13

Lap	Lap Time	T1	T2	T3	T4	Speed
1	1'51.407	28.855	24.033	30.826	27.693	
2	**1'48.509**	26.056	23.991	30.621	27.841	202.6
3	**1'46.927**	25.772	23.533	30.379	27.243	206.0
4	**1'46.584**	25.774	23.444	30.175	27.191	201.4
5	**1'46.619**	25.801	23.484	30.226	27.108	200.6
6	**1'46.637**	25.811	23.478	30.098	27.250	202.6
7	**1'46.753**	25.743	23.463	30.286	27.261	200.2
8	**1'46.424**	25.830	23.390	30.107	27.097	201.4
9	1'46.955 *	26.241	23.551	30.099*	27.064	203.0
10	**1'46.206**	25.610	23.402	30.100	27.094	204.3
11	**1'46.585**	25.839	23.396	30.217	27.133	201.8
12	**1'47.163**	25.717	23.617	30.495	27.334	201.8
13	**1'47.351**	25.815	23.641	30.534	27.361	199.4
14	**1'47.765**	25.916	23.635	30.757	27.457	200.2

Fastest Lap: Casey O'GORMAN — Red Bull MotoGP Roo IRL **1'45.251** 25.408 23.062 29.778 27.003

DORNA DATA PROCESSING TIMING SERVICE DORNA DATA PROCESSING TIMING SERVICE DORNA DATA PROCESSING TIMING SERVICE DORNA DATA PROCESSING TIMING SERVICE DORNA DATA PROCESSING TIMING SERVICE DORNA DATA PROCESSING TIMING SERVICE DORNA DATA PROCESSING TIMING SERVICE DORNA DATA PROCCEESSS

Le Mans, Sunday, May 14, 2023

Lap	Lap Time	T1	T2	T3	T4	Speed
15	1'47.870 *	25.948	23.646	30.862*	27.414	201.0
16	**1'48.037**	26.187	23.719	30.859	27.272	198.6

6th 12 Jacob ROULSTONE — Red Bull MotoGP Roo AUS

Runs=1 Total laps=16 Full laps=15 Valid laps=13

Lap	Lap Time	T1	T2	T3	T4	Speed
1	1'53.326	29.908	24.334	30.839	28.245	
2	1'49.246 *	26.50*	24.048	30.619	28.074	206.0
3	**1'47.815**	25.899	23.717	30.652	27.547	206.0
4	**1'47.082**	25.752	23.546	30.286	27.498	206.4
5	**1'47.253**	25.851	23.450	30.382	27.570	202.2
6	**1'46.567**	25.649	23.360	30.140	27.418	203.0
7	**1'46.721**	25.701	23.365	30.124	27.531	203.9
8	**1'46.550**	25.666	23.282	30.220	27.382	202.6
9	**1'47.009**	25.744	23.376	30.372	27.517	201.0
10	**1'46.944**	25.817	23.402	30.266	27.459	201.8
11	1'47.365 *	25.800	23.502	30.540	27.523*	201.4
12	**1'46.992**	25.771	23.380	30.383	27.458	201.0
13	**1'47.569**	26.376	23.634	30.095	27.464	202.2
14	**1'46.720**	25.549	23.513	30.334	27.324	208.1
15	**1'46.877**	25.774	23.262	30.403	27.438	201.0
16	**1'47.001**	25.945	23.376	30.288	27.392	200.6

7th 93 Arbi ADITAMA — Red Bull MotoGP Roo INA

Runs=1 Total laps=16 Full laps=15 Valid laps=15

Lap	Lap Time	T1	T2	T3	T4	Speed
1	1'54.509	30.527	24.628	31.504	27.850	
2	**1'48.396**	26.201	23.750	30.589	27.856	202.2
3	**1'47.197**	25.904	23.592	30.312	27.389	208.1
4	**1'47.563**	25.896	23.539	30.502	27.626	203.5
5	**1'47.333**	25.977	23.513	30.375	27.468	204.7
6	**1'46.662**	25.823	23.549	30.148	27.142	206.4
7	**1'46.745**	25.711	23.519	30.229	27.286	204.7
8	**1'46.974**	25.739	23.352	30.079	27.804	209.4
9	**1'46.747**	25.930	23.352	30.244	27.221	203.5
10	**1'46.609**	25.770	23.401	30.220	27.218	203.0
11	**1'47.585**	25.860	23.843	30.368	27.514	203.5
12	**1'46.738**	25.686	23.297	30.408	27.347	204.7
13	**1'46.764**	25.672	23.410	30.423	27.259	207.3
14	**1'47.252**	25.824	23.642	30.381	27.405	201.0
15	**1'47.215**	26.194	23.401	30.227	27.393	199.4
16	**1'47.042**	25.968	23.463	30.349	27.262	203.5

8th 81 Lorenz LUCIANO — Red Bull MotoGP Roo BEL

Runs=1 Total laps=16 Full laps=15 Valid laps=13

Lap	Lap Time	T1	T2	T3	T4	Speed
1	1'53.867	30.258	24.550	30.867	28.192	
2	**1'48.882**	26.269	24.076	30.567	27.970	204.3
3	**1'47.914**	25.884	23.667	30.648	27.715	206.0
4	**1'47.081**	25.773	23.544	30.265	27.499	204.3
5	**1'47.093**	25.839	23.359	30.328	27.567	205.1
6	**1'46.579**	25.824	23.382	30.124	27.249	205.1
7	**1'46.679**	25.756	23.409	30.177	27.337	204.7
8	1'47.164 *	25.843	23.275	30.196*	27.850	204.3
9	**1'47.044**	26.254	23.449	30.237	27.104	198.2
10	**1'46.599**	25.768	23.369	30.335	27.127	202.6
11	**1'47.656**	25.755	23.410	30.682	27.809	203.5
12	**1'46.647**	25.585	23.267	30.450	27.345	203.5
13	1'46.750 *	25.97*	23.308	30.172	27.298	206.0
14	**1'47.364**	25.793	23.474	30.723	27.374	204.7
15	**1'47.063**	26.263	23.292	30.259	27.249	204.3
16	**1'46.754**	25.771	23.444	30.325	27.214	204.7

9th 8 Eddie O'SHEA — Red Bull MotoGP Roo GBR

Runs=1 Total laps=16 Full laps=15 Valid laps=14

Lap	Lap Time	T1	T2	T3	T4	Speed
1	1'53.458	29.915	24.432	30.966	28.145	
2	**1'48.574**	26.337	23.852	30.698	27.687	206.4
3	**1'47.062**	25.908	23.466	30.330	27.358	206.0
4	**1'47.405**	26.025	23.395	30.514	27.471	203.5
5	**1'47.408**	25.827	23.346	30.718	27.517	203.9
6	**1'47.064**	25.785	23.507	30.357	27.415	201.4
7	**1'47.327**	26.144	23.612	30.230	27.341	200.2
8	**1'47.144**	25.744	23.361	30.346	27.693	206.8
9	**1'47.392**	26.223	23.432	30.360	27.377	201.4
10	**1'46.494**	25.632	23.273	30.285	27.304	203.5
11	**1'46.800**	25.581	23.320	30.301	27.598	204.3
12	**1'46.831**	25.629	23.399	30.395	27.408	202.6
13	**1'47.299**	26.296	23.386	30.161	27.456	202.6
14	**1'47.157**	25.678	23.757	30.362	27.360	205.6
15	**1'46.766**	25.597	23.358	30.345	27.466	206.8
16	1'50.281 *	25.910	23.401			202.6

10th 28 Máximo QUILES — Red Bull MotoGP Roo SPA

Runs=1 Total laps=16 Full laps=15 Valid laps=15

Lap	Lap Time	T1	T2	T3	T4	Speed
1	1'51.631	29.298	24.088	30.510	27.735	
2	**1'46.971**	25.662	23.626	30.112	27.571	208.6
3	**1'46.752**	25.602	23.460	30.314	27.376	203.9
4	**1'46.913**	25.718	23.479	30.263	27.453	202.2
5	**1'46.717**	25.892	23.463	30.115	27.247	200.2
6	**1'46.069**	25.548	23.285	29.982	27.254	203.9
7	**1'46.610**	25.832	23.358	30.036	27.384	202.6
8	**1'46.119**	25.656	23.249	29.908	27.306	203.5
9	**1'46.049**	25.588	23.269	29.927	27.265	201.8
10	**1'46.774**	25.772	23.539	30.103	27.360	202.2
11	**1'46.550**	25.815	23.274	29.993	27.468	206.4
12	**1'45.672**	25.383	23.224	29.873	27.192	208.1
13	**1'46.027**	25.350	23.230	30.076	27.371	208.1
14	**1'46.615**	25.624	23.501	30.151	27.339	210.8
15	**1'46.052**	25.616	23.116	29.992	27.328	207.7
16	**2'09.137**	43.737	25.184	31.525	28.691	213.0

11th 47 Dodo BOGGIO — Red Bull MotoGP Roo ITA

Runs=1 Total laps=16 Full laps=15 Valid laps=15

Lap	Lap Time	T1	T2	T3	T4	Speed
1	1'54.886	30.494	24.829	31.455	28.108	
2	**1'48.736**	26.118	24.057	30.691	27.870	208.6
3	**1'47.932**	25.900	23.898	30.472	27.662	203.0
4	**1'47.873**	25.935	23.902	30.392	27.644	202.6
5	**1'48.088**	26.023	23.843	30.420	27.802	201.0
6	**1'47.708**	26.093	23.794	30.300	27.521	201.8
7	**1'47.349**	25.857	23.646	30.355	27.491	203.0
8	**1'48.326**	26.232	23.922	30.543	27.629	200.2
9	**1'48.022**	26.079	23.839	30.606	27.498	199.8
10	**1'47.694**	25.977	23.764	30.447	27.506	200.2
11	**1'48.060**	26.197	23.744	30.497	27.622	198.2
12	**1'48.314**	26.389	23.688	30.739	27.498	200.2

Fastest Lap: Casey O'GORMAN Red Bull MotoGP Roo IRL **1'45.251** 25.408 23.062 29.778 27.003

DORNA DATA PROCESSING TIMING SERVICE DORNA DATA PROCESSING TIMING SERVICE DORNA DATA PROCESSING TIMING SERVICE DORNA DATA PROCESSING TIMING SERVICE DORNA DATA PROCESSING TIMING SERVICE DORNA DATA PROCESSING TIMING SERVICE DORNA DATA PROCESSING TIMING SERVICE DORNA DATA PROCCEESSS

Lap	Lap Time	T1	T2	T3	T4	Speed
13	**1'48.680**	26.218	24.010	30.914	27.538	200.6
14	**1'48.402**	26.118	23.663	31.034	27.587	200.6
15	**1'48.322**	26.140	23.685	30.927	27.570	201.0
16	**1'48.219**	26.520	23.647	30.541	27.511	194.3

12th 78 Jakob ROSENTHAL
Red Bull MotoGP Roo AUT
Runs=1 Total laps=16 Full laps=15 Valid laps=15

Lap	Lap Time	T1	T2	T3	T4	Speed
1	1'54.754	30.393	24.762	31.374	28.225	
2	**1'49.987**	26.732	24.182	31.005	28.068	204.7
3	**1'48.394**	26.278	23.903	30.634	27.579	201.8
4	**1'47.585**	25.963	23.659	30.519	27.444	201.8
5	**1'47.592**	25.989	23.662	30.465	27.476	201.4
6	**1'47.532**	25.967	23.651	30.366	27.548	203.0
7	**1'48.023**	26.200	23.627	30.677	27.519	205.6
8	**1'47.560**	25.815	23.455	30.661	27.629	201.8
9	**1'47.741**	25.897	23.668	30.600	27.576	199.4
10	**1'47.814**	26.041	23.687	30.672	27.414	201.8
11	**1'47.749**	26.091	23.624	30.519	27.515	201.8
12	**1'48.493**	26.256	23.593	31.073	27.571	202.6
13	**1'48.318**	26.094	23.795	30.861	27.568	201.4
14	**1'48.408**	26.079	23.687	31.019	27.623	198.6
15	**1'48.384**	26.101	23.667	31.041	27.575	199.4
16	**1'48.410**	26.424	23.711	30.804	27.471	194.7

13th 88 Shinya EZAWA
Red Bull MotoGP Roo JPN
Runs=1 Total laps=16 Full laps=15 Valid laps=15

Lap	Lap Time	T1	T2	T3	T4	Speed
1	1'55.053	30.637	24.912	31.391	28.113	
2	**1'48.731**	26.364	23.979	30.554	27.834	203.9
3	**1'48.102**	25.960	23.897	30.537	27.708	203.5
4	**1'47.787**	25.902	23.815	30.378	27.692	202.2
5	**1'48.088**	26.087	23.876	30.473	27.652	199.4
6	**1'47.898**	25.994	23.937	30.306	27.661	201.8
7	**1'48.088**	25.925	23.709	30.622	27.832	200.2
8	**1'48.141**	26.239	23.698	30.535	27.669	198.6
9	**1'47.816**	25.931	23.655	30.537	27.693	199.4
10	**1'47.579**	26.015	23.629	30.474	27.461	200.2
11	**1'47.760**	25.987	23.731	30.481	27.561	200.2
12	**1'48.494**	26.121	23.900	30.778	27.695	200.2
13	**1'48.466**	26.001	23.970	30.833	27.662	199.8
14	**1'48.367**	26.021	23.661	30.954	27.731	199.8
15	**1'48.287**	26.060	23.738	30.814	27.675	198.6
16	**1'48.365**	26.555	23.726	30.542	27.542	198.6

14th 5 Leo RAMMERSTOR
Red Bull MotoGP Roo AUT
Runs=1 Total laps=16 Full laps=15 Valid laps=13

Lap	Lap Time	T1	T2	T3	T4	Speed
1	1'56.049	31.306	24.616	31.717	28.410	
2	**1'49.017**	26.291	24.021	30.854	27.851	205.1
3	**1'48.938**	26.618	23.840	30.782	27.698	203.9
4	1'49.397 *	26.139	24.762	30.623*	27.873	202.6
5	**1'48.018**	25.976	23.836	30.691	27.515	201.0
6	1'47.925 *	25.973	23.609	30.674*	27.669	201.0
7	**1'48.184**	25.971	23.618	30.961	27.634	201.0
8	**1'51.068**	26.271	23.731	33.296	27.770	200.2
9	**1'48.617**	26.303	23.768	30.792	27.754	199.0
10	**1'48.405**	26.070	23.737	30.756	27.842	200.2
11	**1'48.151**	26.127	23.712	30.625	27.687	199.0

Lap	Lap Time	T1	T2	T3	T4	Speed
12	**1'47.819**	26.071	23.601	30.685	27.462	199.4
13	**1'47.649**	25.996	23.616	30.639	27.398	199.8
14	**1'47.950**	26.058	23.729	30.494	27.669	199.8
15	**1'47.796**	26.054	23.565	30.699	27.478	199.0
16	**1'49.416**	26.860	23.828	30.844	27.884	198.6

15th 69 Marcos RUDA
Red Bull MotoGP Roo SPA
Runs=1 Total laps=16 Full laps=15 Valid laps=14

Lap	Lap Time	T1	T2	T3	T4	Speed
1	2'12.078	30.164	24.822	48.222	28.870	
2	**1'51.359**	27.342	24.423	31.356	28.238	196.6
3	**1'49.479**	26.794	23.894	30.985	27.806	197.4
4	**1'49.120**	26.534	23.955	30.877	27.754	195.9
5	**1'48.566**	26.400	23.824	30.723	27.619	196.6
6	**1'48.295**	26.353	23.747	30.636	27.559	197.4
7	**1'48.227**	26.344	23.734	30.616	27.533	197.4
8	**1'48.097**	26.356	23.594	30.698	27.449	197.4
9	**1'47.756**	26.220	23.599	30.412	27.525	197.4
10	**1'47.588**	26.167	23.495	30.484	27.442	198.2
11	**1'47.593**	26.165	23.612	30.471	27.345	198.6
12	**1'47.396**	26.091	23.567	30.417	27.321	199.0
13	1'47.280 *	25.921	23.583	30.333*	27.443	199.0
14	**1'47.303**	26.027	23.554	30.457	27.265	198.6
15	**1'47.319**	25.944	23.585	30.451	27.339	199.0
16	**1'47.720**	26.319	23.592	30.450	27.359	198.6

16th 83 Alvaro CARPE
Red Bull MotoGP Roo SPA
Runs=1 Total laps=15 Full laps=14 Valid laps=14

Lap	Lap Time	T1	T2	T3	T4	Speed
1	1'51.746	29.019	24.278	30.688	27.761	
2	**1'46.998**	25.776	23.707	30.180	27.335	206.8
3	**1'46.927**	25.735	23.512	30.230	27.450	205.1
4	**1'46.879**	25.661	23.468	30.220	27.530	207.3
5	**1'47.007**	25.886	23.537	30.279	27.305	204.7
6	**1'45.809**	25.442	23.276	30.012	27.079	206.8
7	**1'46.421**	25.614	23.423	30.082	27.302	203.0
8	**1'46.565**	25.676	23.322	30.075	27.492	204.7
9	**1'46.006**	25.588	23.340	30.019	27.059	204.7
10	**1'46.503**	25.528	23.401	30.091	27.483	207.3
11	**1'45.980**	25.664	23.349	29.898	27.069	209.9
12	**1'45.663**	25.360	23.243	29.867	27.193	208.1
13	**1'45.994**	25.493	23.268	29.997	27.236	208.6
14	**1'46.819**	25.764	23.323	30.330	27.402	206.4
15	**1'45.931**	25.431	23.199	30.045	27.256	209.0

17th 13 Hakim DANISH
Red Bull MotoGP Roo MAL
Runs=1 Total laps=15 Full laps=14 Valid laps=13

Lap	Lap Time	T1	T2	T3	T4	Speed
1	1'52.105	29.312	24.241	30.678	27.874	
2	**1'47.272**	25.837	23.586	30.402	27.447	203.9
3	**1'46.827**	25.618	23.549	30.305	27.355	204.3
4	**1'46.613**	25.702	23.519	30.076	27.316	206.0
5	**1'47.000**	25.814	23.531	30.180	27.475	208.1
6	**1'45.976**	25.610	23.486	29.889	26.991	207.7
7	**1'46.082**	25.398	23.367	30.005	27.312	204.7
8	**1'46.245**	25.690	23.491	29.918	27.146	207.3
9	**1'46.104**	25.391	23.288	30.195	27.230	208.1
10	**1'45.961**	25.460	23.364	29.961	27.176	204.3
11	**1'46.000**	25.586	23.248	29.970	27.196	205.1

Fastest Lap: Casey O'GORMAN Red Bull MotoGP Roo IRL **1'45.251** 25.408 23.062 29.778 27.003

DORNA DATA PROCESSING TIMING SERVICE DORNA DATA PROCESSING TIMING SERVICE DORNA DATA PROCESSING TIMING SERVICE DORNA DATA PROCESSING TIMING SERVICE DORNA DATA PROCESSING TIMING SERVICE DORNA DATA PROCESSING TIMING SERVICE DORNA DATA PROCESSING TIMING SERVICE DORNA DATA PROCCEESSS

Lap	Lap Time	T1	T2	T3	T4	Speed
12	1'45.872	25.588	23.282	29.950	27.052	203.9
13	1'46.565	25.766	23.243	30.121	27.435	204.7
14	1'46.745	25.753	23.434	30.202	27.356	206.8
15	1'45.991 *	25.86*	23.153	29.904	27.072	206.4

18th 27 Rico SALMELA
Red Bull MotoGP Roo FIN
Runs=1 Total laps=15 Full laps=14 Valid laps=13

Lap	Lap Time	T1	T2	T3	T4	Speed
1	1'50.813	28.294	24.107	30.591	27.821	
2	1'47.712	26.084	23.677	30.341	27.610	201.4
3	1'47.042	25.880	23.468	30.244	27.450	201.4
4	1'46.843	25.667	23.418	30.290	27.468	206.0
5	1'46.012	25.499	23.266	30.014	27.233	204.3
6	1'46.429	25.715	23.375	30.039	27.300	201.4
7	1'46.678	25.954	23.307	30.069	27.348	200.2
8	1'46.504	25.944	23.453	29.871	27.236	199.8
9	1'45.969	25.657	23.324	29.873	27.115	205.1
10	1'46.073	25.512	23.239	30.150	27.172	206.8
11	1'46.011 *	25.611	23.209	29.946	27.245*	202.2
12	1'45.848	25.572	23.275	29.886	27.115	202.2
13	1'47.468	25.583	23.265	30.814	27.806	202.2
14	1'46.609	25.570	23.317	30.079	27.643	208.6
15	1'45.692	25.450	23.317	29.889	27.036	214.4
	unfinished	25.591				210.8

19th 67 Casey O'GORMAN
Red Bull MotoGP Roo IRL
Runs=1 Total laps=15 Full laps=14 Valid laps=14

Lap	Lap Time	T1	T2	T3	T4	Speed
1	1'52.455	29.416	24.301	30.972	27.766	
2	1'47.792	25.864	23.750	30.645	27.533	201.8
3	1'47.203	25.795	23.528	30.426	27.454	203.5
4	1'47.194	25.754	23.528	30.343	27.569	202.2
5	1'46.895	25.868	23.547	30.341	27.139	202.6
6	1'46.430	25.661	23.451	30.081	27.237	204.3
7	1'46.657	25.947	23.313	30.193	27.204	202.2
8	1'45.847	25.609	23.216	29.928	27.094	201.8
9	1'46.130	25.748	23.294	30.025	27.063	203.5
10	1'45.606	25.420	23.293	29.840	27.053	203.0
11	1'45.720	25.453	23.275	29.964	27.028	208.1
12	1'45.251	25.408	23.062	29.778	27.003	206.8
13	1'45.868	25.263	23.281	30.078	27.246	205.6
14	1'46.797	25.723	23.368	30.346	27.360	206.0
15	1'46.002	25.501	23.372	30.000	27.129	207.7

20th 11 Ruché MOODLEY
Red Bull MotoGP Roo RSA
Runs=1 Total laps=14 Full laps=13 Valid laps=13

Lap	Lap Time	T1	T2	T3	T4	Speed
1	1'53.715	30.105	24.563	30.944	28.103	
2	1'48.614	26.300	23.996	30.564	27.754	207.3
3	1'47.162	25.729	23.714	30.384	27.335	208.6
4	1'46.805	25.721	23.598	30.061	27.425	206.8
5	1'46.571	25.705	23.449	30.091	27.326	204.7
6	1'45.998	25.676	23.412	29.805	27.105	204.7
7	1'45.903	25.552	23.253	29.903	27.195	206.0
8	1'45.470	25.329	23.211	29.779	27.151	206.4
9	1'46.005	25.896	23.246	29.807	27.056	206.8
10	1'45.683	25.385	23.224	29.928	27.146	206.8
11	1'45.777	25.566	23.262	29.882	27.067	204.7
12	1'45.351	25.331	23.130	29.797	27.093	205.6
13	1'46.078	25.364	23.256	30.010	27.448	208.6
14	1'46.571	25.493	23.442	30.220	27.416	209.9
	unfinished	25.584	23.408			210.8

21st 2 Amaury MIZERA
Red Bull MotoGP Roo FRA
Runs=1 Total laps=8 Full laps=7 Valid laps=6

Lap	Lap Time	T1	T2	T3	T4	Speed
1	1'56.715	30.501	24.741	33.556	27.917	
2	1'49.617 *	26.367	24.244	30.974	28.032*	203.9
3	1'48.453	26.259	23.857	30.691	27.646	204.3
4	1'48.219	26.068	23.725	30.650	27.776	203.5
5	1'47.736	25.897	23.819	30.520	27.500	200.6
6	1'47.580	25.988	23.654	30.452	27.486	201.4
7	1'47.586	25.901	23.650	30.478	27.557	201.4
8	1'47.276	25.909	23.596	30.355	27.416	202.2
	unfinished	25.840	23.610	30.322		201.8

22nd 25 Alexander ENRIQUE
Red Bull MotoGP Roo USA
Runs=1 Total laps=7 Full laps=6 Valid laps=6

Lap	Lap Time	T1	T2	T3	T4	Speed
1	1'56.011	30.794	24.952	31.436	28.829	
2	1'50.228	26.515	24.332	31.135	28.246	203.0
3	1'49.747	26.349	24.168	30.966	28.264	198.6
4	1'48.989	26.111	24.027	30.996	27.855	200.2
5	1'49.387	26.302	24.208	30.888	27.989	197.0
6	1'49.272	26.303	24.118	30.869	27.982	197.4
7	1'49.471	26.283	24.107	31.219	27.862	197.0
	unfinished	26.327	23.896			197.4

23rd 56 Kevin FARKAS
Red Bull MotoGP Roo HUN
Runs=1 Total laps=6 Full laps=5 Valid laps=5

Lap	Lap Time	T1	T2	T3	T4	Speed
1	1'55.723	31.501	24.678	31.222	28.322	
2	1'48.618	26.191	23.918	30.671	27.838	203.9
3	1'47.764	25.929	23.780	30.384	27.671	205.1
4	1'47.695	26.035	23.646	30.357	27.657	205.6
5	1'47.603	25.789	23.823	30.421	27.570	203.9
6	1'47.338	26.089	23.520	30.241	27.488	201.4
	unfinished	25.986	23.437			200.2

24th 23 Rhys STEPHENSON
Red Bull MotoGP Roo GBR
Runs=1 Total laps=3 Full laps=2 Valid laps=1

Lap	Lap Time	T1	T2	T3	T4	Speed
1	1'56.246	31.149	24.882	31.741	28.474	
2	1'50.475 *	26.598	24.620	31.180	28.077*	205.6
3	1'49.933	26.345	24.329	31.108	28.151	201.0
	unfinished	26.339				198.2

Fastest Lap:	Casey O'GORMAN	Red Bull MotoGP Roo	IRL	1'45.251	25.408	23.062	29.778	27.003

DORNA DATA PROCESSING TIMING SERVICE DORNA DATA PROCESSING TIMING SERVICE DORNA DATA PROCESSING TIMING SERVICE DORNA DATA PROCESSING TIMING SERVICE DORNA DATA PROCESSING TIMING SERVICE DORNA DATA PROCESSING TIMING SERVICE DORNA DATA PROCESSING TIMING SERVICE DORNA DATA PROCCEESSS

Le Mans

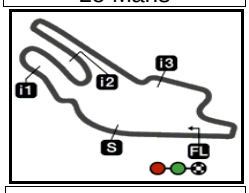

4185 m.

Results and timing service provided by TISSOT

RookiesCup

SHARK GRAND PRIX DE FRANCE
Official Starting Grid

Race : 16 laps = 66.96 km

1	**1** 1'46.004 **95 Marco MORELLI** KTM	**2** 1'46.096 **27 Rico SALMELA** KTM	**3** 1'46.277 **94 Guido PINI** KTM
2	**4** 1'46.315 **18 Angel PIQUERAS** KTM	**5**	**6** 1'46.339 **14 Cormac BUCHANAN** KTM
3	**7** 1'46.478 **28 Máximo QUILES** KTM	**8** 1'46.486 **83 Alvaro CARPE** KTM	**9** 1'46.490 **12 Jacob ROULSTONE** KTM
4	**10** 1'46.585 **67 Casey O'GORMAN** KTM	**11** 1'46.618 **69 Marcos RUDA** KTM	**12** 1'46.714 **13 Hakim DANISH** KTM
5	**13** 1'46.765 **11 Ruché MOODLEY** KTM	**14** 1'46.777 **81 Lorenz LUCIANO** KTM	**15** 1'46.788 **8 Eddie O'SHEA** KTM
6	**16** 1'46.854 **54 Alberto FERRANDEZ** KTM	**17** 1'46.926 **93 Arbi ADITAMA** KTM	**18** 1'46.987 **47 Dodo BOGGIO** KTM
7	**19** 1'46.997 **56 Kevin FARKAS** KTM	**20** 1'47.194 **78 Jakob ROSENTHALER** KTM	**21** 1'47.408 **2 Amaury MIZERA** KTM
8	**22** 1'47.867 **88 Shinya EZAWA** KTM	**23** 1'48.161 **5 Leo RAMMERSTORFER** KTM	**24** 1'48.983 **23 Rhys STEPHENSON** KTM

The results are provisional until the end of the limit for protest and appeals and until the ratification of the Event Management Committee.

Time limit for protest expires 60' at the latest after publication of the results - . ..... Time: .....

DORNA DATA PROCESSING ,TIMING SERVICE DORNA DATA PROCESSING TIMING SERVICE DORNA DATA PROCESSING TIMING SERVICE DORNA DATA PROCESSING TIMING SERVICE DORNA DATA PROCESSING TIMING SERVICE DORNA DATA PROCESSING TIMING SERVICE DORNA DATA PROCESSING TIMING SERVICE DORNA DATA PROCCEESSS

Le Mans

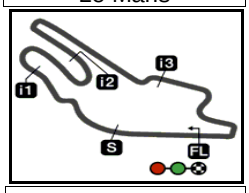

4185 m.

Results and timing service provided by TISSOT

RookiesCup

SHARK GRAND PRIX DE FRANCE

Official Starting Grid

Race : 16 laps = 66.96 km

9

25
1'49.803
25 Alexander ENRIQUEZ
KTM

The results are provisional until the end of the limit for protest and appeals and until the ratification of the Event Management Committee.

Time limit for protest expires 60' at the latest after publication of the results - . ..... Time: .....

DORNA DATA PROCESSING ,TIMING SERVICE DORNA DATA PROCESSING TIMING SERVICE DORNA DATA PROCESSING TIMING SERVICE DORNA DATA PROCESSING TIMING SERVICE DORNA DATA PROCESSING TIMING SERVICE DORNA DATA PROCESSING TIMING SERVICE DORNA DATA PROCESSING TIMING SERVICE DORNA DATA PROCCEESSS

Le Mans, Sunday, May 14, 2023

Le Mans

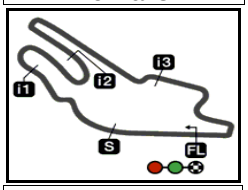

4185 m.

Results and timing service provided by TISSOT

RookiesCup

SHARK GRAND PRIX DE FRANCE

Race Nr.2

Lap Chart

Pos	1	2	3	4	5	6	7	8	9	10	11	12	13	14	15	16	17	18	19	20	21	22	23	24
Grid	95	27	94	18	14	28	83	12	67	69	13	11	81	8	54	93	47	56	78	2	88	5	23	25

Laps																								
1	27	94	14	28	83	18	13	67	54	95	12	8	11	81	93	78	47	88	56	25	5	23	2	69
2	27	28	83	94	13	18	14	67	54	95	8	11	12	81	93	47	88	56	78	5	25	2	23	69
3	28	27	83	94	13	18	14	67	54	95	8	11	93	12	81	47	88	56	78	5	2	25	23	69
4	28	27	83	94	13	18	14	67	54	95	11	8	12	93	81	47	88	56	78	2	5	25	69	
5	27	28	94	83	18	13	14	54	67	95	11	8	12	81	93	56	47	88	78	2	5	25	69	
6	27	28	83	18	13	94	14	54	67	95	11	8	12	81	93	56	47	88	78	2	5	25	69	
7	27	28	83	13	18	94	14	54	67	11	95	12	81	8	93	47	88	78	2	5	25	69		
8	28	27	13	83	94	18	54	14	11	67	95	12	81	93	8	47	78	88	2	5	69			
9	28	27	13	83	18	94	54	11	67	14	95	12	93	81	8	47	78	88	5	69				
10	27	13	28	18	83	94	11	54	67	14	95	12	93	81	8	47	78	88	5	69				
11	27	13	18	94	83	28	11	54	67	95	14	12	8	93	81	47	78	88	5	69				
12	27	13	18	94	83	28	11	67	54	95	14	12	8	93	81	47	78	88	5	69				
13	18	94	83	13	28	67	11	54	27	95	14	93	81	8	12	78	47	88	5	69				
14	94	18	83	13	28	11	67	27	54	95	14	93	12	81	8	78	47	88	5	69				
15	18	94	83	13	28	27	67	54	95	14	12	8	93	81	78	47	88	5	69					
16	18	94	54	95	14	12	81	93	8	28	47	78	88	5	69									

Winner Lapped rider

DORNA DATA PROCESSING TIMING SERVICE DORNA DATA PROCESSING TIMING SERVICE DORNA DATA PROCESSING TIMING SERVICE DORNA DATA PROCESSING TIMING SERVICE DORNA DATA PROCESSING TIMING SERVICE DORNA DATA PROCESSING TIMING SERVICE DORNA DATA PROCESSING TIMING SERVICE DORNA DATA PROCCEESSS

Le Mans, Sunday, May 14, 2023

Le Mans

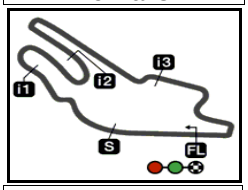

4185 m.

Results and timing service provided by TISSOT

RookiesCup

SHARK GRAND PRIX DE FRANCE
Race Nr.2
Fastest Lap of Each Rider

		Rider	Nation	Team	Motorcycle	Time	Lap	Total	Gap	
1	67	**Casey O'GORMAN**	IRL	Red Bull MotoGP Rookies Cup	KTM	**1'45.251**	12	15		
2	11	**Ruché MOODLEY**	RSA	Red Bull MotoGP Rookies Cup	KTM	**1'45.351**	12	14	0.100	0.100
3	54	**Alberto FERRANDEZ**	SPA	Red Bull MotoGP Rookies Cup	KTM	**1'45.514**	12	16	0.263	0.163
4	18	**Angel PIQUERAS**	SPA	Red Bull MotoGP Rookies Cup	KTM	**1'45.595**	11	16	0.344	0.081
5	94	**Guido PINI**	ITA	Red Bull MotoGP Rookies Cup	KTM	**1'45.604**	12	16	0.353	0.009
6	95	**Marco MORELLI**	ARG	Red Bull MotoGP Rookies Cup	KTM	**1'45.615**	11	16	0.364	0.011
7	83	**Alvaro CARPE**	SPA	Red Bull MotoGP Rookies Cup	KTM	**1'45.663**	12	15	0.412	0.048
8	28	**Máximo QUILES**	SPA	Red Bull MotoGP Rookies Cup	KTM	**1'45.672**	12	16	0.421	0.009
9	27	**Rico SALMELA**	FIN	Red Bull MotoGP Rookies Cup	KTM	**1'45.692**	15	15	0.441	0.020
10	13	**Hakim DANISH**	MAL	Red Bull MotoGP Rookies Cup	KTM	**1'45.872**	12	15	0.621	0.180
11	14	**Cormac BUCHANAN**	NZE	Red Bull MotoGP Rookies Cup	KTM	**1'46.206**	10	16	0.955	0.334
12	8	**Eddie O'SHEA**	GBR	Red Bull MotoGP Rookies Cup	KTM	**1'46.494**	10	16	1.243	0.288
13	12	**Jacob ROULSTONE**	AUS	Red Bull MotoGP Rookies Cup	KTM	**1'46.550**	8	16	1.299	0.056
14	81	**Lorenz LUCIANO**	BEL	Red Bull MotoGP Rookies Cup	KTM	**1'46.579**	6	16	1.328	0.029
15	93	**Arbi ADITAMA**	INA	Red Bull MotoGP Rookies Cup	KTM	**1'46.609**	10	16	1.358	0.030
16	2	**Amaury MIZERA**	FRA	Red Bull MotoGP Rookies Cup	KTM	**1'47.276**	8	8	2.025	0.667
17	69	**Marcos RUDA**	SPA	Red Bull MotoGP Rookies Cup	KTM	**1'47.303**	14	16	2.052	0.027
18	56	**Kevin FARKAS**	HUN	Red Bull MotoGP Rookies Cup	KTM	**1'47.338**	6	6	2.087	0.035
19	47	**Dodo BOGGIO**	ITA	Red Bull MotoGP Rookies Cup	KTM	**1'47.349**	7	16	2.098	0.011
20	78	**Jakob ROSENTHALER**	AUT	Red Bull MotoGP Rookies Cup	KTM	**1'47.532**	6	16	2.281	0.183
21	88	**Shinya EZAWA**	JPN	Red Bull MotoGP Rookies Cup	KTM	**1'47.579**	10	16	2.328	0.047
22	5	**Leo RAMMERSTORFER**	AUT	Red Bull MotoGP Rookies Cup	KTM	**1'47.649**	13	16	2.398	0.070
23	25	**Alexander ENRIQUEZ**	USA	Red Bull MotoGP Rookies Cup	KTM	**1'48.989**	4	7	3.738	1.340
24	23	**Rhys STEPHENSON**	GBR	Red Bull MotoGP Rookies Cup	KTM	**1'49.933**	3	3	4.682	0.944

DORNA DATA PROCESSING TIMING SERVICE DORNA DATA PROCESSING TIMING SERVICE DORNA DATA PROCESSING TIMING SERVICE DORNA DATA PROCESSING TIMING SERVICE DORNA DATA PROCESSING TIMING SERVICE DORNA DATA PROCESSING TIMING SERVICE DORNA DATA PROCESSING TIMING SERVICE DORNA DATA PROCCEESSS

Le Mans, Sunday, May 14, 2023

Le Mans

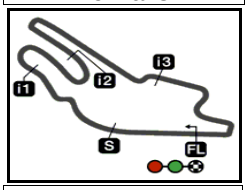

4185 m.

Results and timing service provided by TISSOT

RookiesCup

SHARK GRAND PRIX DE FRANCE

Race Nr.2

Analysis by Lap

Num	Lap Time	Gap
Lap 1		
27	1'50.813	
94	1'51.239	0.426
14	1'51.407	0.594
28	1'51.631	0.818
83	1'51.746	0.933
18	1'51.883	1.070
13	1'52.105	1.292
67	1'52.455	1.642
54	1'52.915	2.102
95	1'53.086	2.273
12	1'53.326	2.513
8	1'53.458	2.645
11	1'53.715	2.902
81	1'53.867	3.054
93	1'54.509	3.696
78	1'54.754	3.941
47	1'54.886	4.073
88	1'55.053	4.240
56	1'55.723	4.910
25	1'56.011	5.198
5	1'56.049	5.236
23	1'56.246	5.433
2	1'56.715	5.902
69	2'12.078	21.265
Lap 2		
27	1'47.712	
28	1'46.971	0.077
83	1'46.998	0.219
94	1'47.826	0.540
13	1'47.272	0.852
18	1'47.878	1.236
14	1'48.509	1.391
67	1'47.792	1.722
54	1'47.723	2.113
95	1'48.712	3.273
8	1'48.574	3.507
11	1'48.614	3.804
12	1'49.246	4.047
81	1'48.882	4.224
93	1'48.396	4.380
47	1'48.736	5.097
88	1'48.731	5.259
56	1'48.618	5.816
78	1'49.987	6.216
5	1'49.017	6.541
25	1'50.228	7.714
2	1'49.617	7.807
23	1'50.475	8.196
69	1'51.359	24.912
Lap 3		
28	1'46.752	
27	1'47.042	0.213
83	1'46.927	0.317
94	1'47.015	0.726
13	1'46.827	0.850
18	1'46.693	1.100
14	1'46.927	1.489
67	1'47.203	2.096
54	1'46.942	2.226
95	1'47.095	3.539
8	1'47.062	3.740
11	1'47.162	4.137
93	1'47.197	4.748
12	1'47.815	5.033
81	1'47.914	5.309
47	1'47.932	6.200
88	1'48.102	6.532
56	1'47.764	6.751
78	1'48.394	7.781
5	1'48.938	8.650
2	1'48.453	9.431
25	1'49.747	10.632
23	1'49.933	11.300
69	1'49.479	27.562
Lap 4		
28	1'46.913	
27	1'46.843	0.143
83	1'46.879	0.283
94	1'46.635	0.448
13	1'46.613	0.550
18	1'46.563	0.750
14	1'46.584	1.160
67	1'47.194	2.377
54	1'47.119	2.432
95	1'46.588	3.214
11	1'46.805	4.029
8	1'47.405	4.232
12	1'47.082	5.202
93	1'47.563	5.398
81	1'47.081	5.477
47	1'47.873	7.160
88	1'47.787	7.406
56	1'47.695	7.533
78	1'47.585	8.453
2	1'48.219	10.737
5	1'49.397	11.134
25	1'48.989	12.708
69	1'49.120	29.769
Lap 5		
27	1'46.012	
28	1'46.717	0.562
94	1'46.731	1.024
83	1'47.007	1.135
18	1'46.655	1.250
13	1'47.000	1.395
14	1'46.619	1.624
54	1'46.589	2.866
67	1'46.895	3.117
95	1'46.730	3.789
11	1'46.571	4.445
8	1'47.408	5.485
12	1'47.253	6.300
81	1'47.093	6.415
93	1'47.333	6.576
56	1'47.603	8.981
47	1'48.088	9.093
88	1'48.088	9.339
78	1'47.592	9.890
2	1'47.736	12.318
5	1'48.018	12.997
25	1'49.387	15.940
69	1'48.566	32.180
Lap 6		
27	1'46.429	
28	1'46.069	0.202
83	1'45.809	0.515
18	1'45.928	0.749
13	1'45.976	0.942
94	1'46.763	1.358
14	1'46.637	1.832
54	1'46.260	2.697
67	1'46.430	3.118
95	1'46.151	3.511
11	1'45.998	4.014
8	1'47.064	6.120
12	1'46.567	6.438
81	1'46.579	6.565
93	1'46.662	6.809
56	1'47.338	9.890
47	1'47.708	10.372
88	1'47.898	10.808
78	1'47.532	10.993
2	1'47.580	13.469
5	1'47.925	14.493
25	1'49.272	18.783
69	1'48.295	34.046
Lap 7		
27	1'46.678	
28	1'46.610	0.134
83	1'46.421	0.258
13	1'46.082	0.346
18	1'46.549	0.620
94	1'46.054	0.734
14	1'46.753	1.907
54	1'46.043	2.062
67	1'46.657	3.097
11	1'45.903	3.239
95	1'46.698	3.531
12	1'46.721	6.481
81	1'46.679	6.566
8	1'47.327	6.769
93	1'46.745	6.876
47	1'47.349	11.043
88	1'48.088	12.218
78	1'48.023	12.338
2	1'47.586	14.377
5	1'48.184	15.999
25	1'49.471	21.576
69	1'48.227	35.595
Lap 8		
28	1'46.119	
27	1'46.504	0.251
13	1'46.245	0.338
83	1'46.565	0.570
94	1'46.241	0.722
18	1'46.567	0.934
54	1'45.979	1.788
14	1'46.424	2.078
11	1'45.470	2.456
67	1'45.847	2.691
95	1'45.904	3.182
12	1'46.550	6.778
81	1'47.164	7.477
93	1'46.974	7.597
8	1'47.144	7.660
47	1'48.326	13.116
78	1'47.560	13.645
88	1'48.141	14.106
2	1'47.276	15.400
5	1'51.068	20.814
69	1'48.097	37.439
Lap 9		
28	1'46.049	
27	1'45.969	0.171
13	1'46.104	0.393
83	1'46.006	0.527
18	1'45.907	0.792
94	1'46.180	0.853
54	1'46.042	1.781
11	1'46.005	2.412
67	1'46.130	2.772
14	1'46.955	2.984
95	1'46.132	3.265
12	1'47.009	7.738
93	1'46.747	8.295
81	1'47.044	8.472
8	1'47.392	9.003
47	1'48.022	15.089
78	1'47.741	15.337
88	1'47.816	15.873
5	1'48.617	23.382
69	1'47.756	39.146
Lap 10		
27	1'46.073	
13	1'45.961	0.110
28	1'46.774	0.530
18	1'46.108	0.656
83	1'46.503	0.786
94	1'46.264	0.873
11	1'45.683	1.851
54	1'46.455	1.992
67	1'45.606	2.134
14	1'46.206	2.946
95	1'46.075	3.096
12	1'46.944	8.438
93	1'46.609	8.660
81	1'46.599	8.827
8	1'46.494	9.253
47	1'47.694	16.539
78	1'47.814	16.907
88	1'47.579	17.208
5	1'48.405	25.543
69	1'47.588	40.490
Lap 11		
27	1'46.011	
13	1'46.000	0.099
18	1'45.595	0.240
94	1'45.817	0.679
83	1'45.980	0.755
28	1'46.550	1.069
11	1'45.777	1.617
54	1'45.783	1.764
67	1'45.720	1.843
95	1'45.615	2.700
14	1'46.585	3.520
12	1'47.365	9.792
8	1'46.800	10.042
93	1'47.585	10.234
81	1'47.656	10.472
47	1'48.060	18.588
78	1'47.749	18.645
88	1'47.760	18.957
5	1'48.151	27.683
69	1'47.593	42.072
Lap 12		
27	1'45.848	
13	1'45.872	0.123
18	1'45.861	0.253
94	1'45.604	0.435
83	1'45.663	0.570
28	1'45.672	0.893
11	1'45.351	1.120
67	1'45.251	1.246
54	1'45.514	1.430
95	1'45.668	2.520
14	1'47.163	4.835
12	1'46.992	10.936
8	1'46.831	11.025
93	1'46.738	11.124
81	1'46.647	11.271
47	1'48.314	21.054
78	1'48.493	21.290
88	1'48.494	21.603
5	1'47.819	29.654
69	1'47.396	43.620
Lap 13		
18	1'46.061	
94	1'45.999	0.120
83	1'45.994	0.250
13	1'46.565	0.374
28	1'46.027	0.606
67	1'45.868	0.800
11	1'46.078	0.884
54	1'45.908	1.024
27	1'47.468	1.154
95	1'45.674	1.880

Lapped rider

DORNA DATA PROCESSING TIMING SERVICE DORNA DATA PROCESSING TIMING SERVICE DORNA DATA PROCESSING TIMING SERVICE DORNA DATA PROCESSING TIMING SERVICE DORNA DATA PROCESSING TIMING SERVICE DORNA DATA PROCESSING TIMING SERVICE DORNA DATA PROCESSING TIMING SERVICE DORNA DATA PROCCEESSS

Num	Lap Time	Gap
14	1'47.351	5.872
93	1'46.764	11.574
81	1'46.750	11.707
8	1'47.299	12.010
12	1'47.569	12.191
78	1'48.318	23.294
47	1'48.680	23.420
88	1'48.466	23.755
5	1'47.649	30.989
69	1'47.280	44.586
Lap **14**		
94	1'46.656	
18	1'46.898	0.122
83	1'46.819	0.293
13	1'46.745	0.343
28	1'46.615	0.445
11	1'46.571	0.679
67	1'46.797	0.821
27	1'46.609	0.987
54	1'46.889	1.137
95	1'46.163	1.267
14	1'47.765	6.861
93	1'47.252	12.050
12	1'46.720	12.135
81	1'47.364	12.295
8	1'47.157	12.391
78	1'48.408	24.926
47	1'48.402	25.046
88	1'48.367	25.346
5	1'47.950	32.163
69	1'47.303	45.113
Lap **15**		
18	1'45.744	
94	1'46.164	0.298
83	1'45.931	0.358
13	1'45.991	0.468
28	1'46.052	0.631
27	1'45.692	0.813
67	1'46.002	0.957
54	1'45.842	1.113
95	1'45.888	1.289
14	1'47.870	8.865
12	1'46.877	13.146
8	1'46.766	13.291
93	1'47.215	13.399
81	1'47.063	13.492
78	1'48.384	27.444
47	1'48.322	27.502
88	1'48.287	27.767
5	1'47.796	34.093
69	1'47.319	46.566
Lap **16**		
18	1'46.160	
94	1'46.007	0.145
54	1'46.087	1.040
95	1'46.074	1.203
14	1'48.037	10.742
12	1'47.001	13.987
81	1'46.754	14.086
93	1'47.042	14.281
8	1'50.281	17.412
28	2'09.137	23.608
47	1'48.219	29.561
78	1'48.410	29.694
88	1'48.365	29.972
5	1'49.416	37.349
69	1'47.720	48.126

Lapped rider

DORNA DATA PROCESSING ,TIMING SERVICE DORNA DATA PROCESSING TIMING SERVICE DORNA DATA PROCESSING TIMING SERVICE DORNA DATA PROCESSING TIMING SERVICE DORNA DATA PROCESSING TIMING SERVICE DORNA DATA PROCESSING TIMING SERVICE DORNA DATA PROCESSING TIMING SERVICE DORNA DATA PROCCEESSS

Le Mans

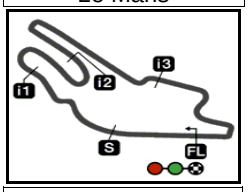

4185 m.

Results and timing service provided by TISSOT

RookiesCup

SHARK GRAND PRIX DE FRANCE

After the **Race Nr.2**

Event Best Maximum Speed

	Rider	Nation	Team	Motorcycle	Km/h	
27	**Rico SALMELA**	**FIN**	Red Bull MotoGP Rookies Cup	KTM	**214.4**	Race Nr.2
28	**Máximo QUILES**	**SPA**	Red Bull MotoGP Rookies Cup	KTM	**213.0**	Race Nr.2
11	**Ruché MOODLEY**	**RSA**	Red Bull MotoGP Rookies Cup	KTM	**210.8**	Race Nr.2
83	**Alvaro CARPE**	**SPA**	Red Bull MotoGP Rookies Cup	KTM	**209.9**	Race Nr.2
93	**Arbi ADITAMA**	**INA**	Red Bull MotoGP Rookies Cup	KTM	**209.4**	Race Nr.2
94	**Guido PINI**	**ITA**	Red Bull MotoGP Rookies Cup	KTM	**209.0**	Race Nr.2
13	**Hakim DANISH**	**MAL**	Red Bull MotoGP Rookies Cup	KTM	**209.0**	Race Nr.2
47	**Dodo BOGGIO**	**ITA**	Red Bull MotoGP Rookies Cup	KTM	**208.6**	Race Nr.2
12	**Jacob ROULSTONE**	**AUS**	Red Bull MotoGP Rookies Cup	KTM	**208.1**	Race Nr.2
67	**Casey O'GORMAN**	**IRL**	Red Bull MotoGP Rookies Cup	KTM	**208.1**	Race Nr.2
18	**Angel PIQUERAS**	**SPA**	Red Bull MotoGP Rookies Cup	KTM	**207.7**	Race Nr.2
95	**Marco MORELLI**	**ARG**	Red Bull MotoGP Rookies Cup	KTM	**207.3**	Race Nr.2
54	**Alberto FERRANDEZ**	**SPA**	Red Bull MotoGP Rookies Cup	KTM	**206.8**	Race Nr.2
8	**Eddie O'SHEA**	**GBR**	Red Bull MotoGP Rookies Cup	KTM	**206.8**	Race Nr.2
14	**Cormac BUCHANAN**	**NZE**	Red Bull MotoGP Rookies Cup	KTM	**206.0**	Race Nr.2
81	**Lorenz LUCIANO**	**BEL**	Red Bull MotoGP Rookies Cup	KTM	**206.0**	Race Nr.2
56	**Kevin FARKAS**	**HUN**	Red Bull MotoGP Rookies Cup	KTM	**205.6**	Race Nr.2
78	**Jakob ROSENTHALER**	**AUT**	Red Bull MotoGP Rookies Cup	KTM	**205.6**	Race Nr.2
23	**Rhys STEPHENSON**	**GBR**	Red Bull MotoGP Rookies Cup	KTM	**205.6**	Race Nr.2
5	**Leo RAMMERSTORFER**	**AUT**	Red Bull MotoGP Rookies Cup	KTM	**205.1**	Race Nr.2
2	**Amaury MIZERA**	**FRA**	Red Bull MotoGP Rookies Cup	KTM	**204.3**	Race Nr.2
88	**Shinya EZAWA**	**JPN**	Red Bull MotoGP Rookies Cup	KTM	**203.9**	Race Nr.2
25	**Alexander ENRIQUEZ**	**USA**	Red Bull MotoGP Rookies Cup	KTM	**203.0**	Race Nr.2
69	**Marcos RUDA**	**SPA**	Red Bull MotoGP Rookies Cup	KTM	**199.0**	Race Nr.2

DORNA DATA PROCESSING -TIMING SERVICE DORNA DATA PROCESSING TIMING SERVICE DORNA DATA PROCESSING TIMING SERVICE DORNA DATA PROCESSING TIMING SERVICE DORNA DATA PROCESSING TIMING SERVICE DORNA DATA PROCESSING TIMING SERVICE DORNA DATA PROCESSING TIMING SERVICE DORNA DATA PROCCEESSS

Le Mans, Sunday, May 14, 2023

Le Mans

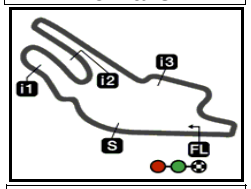

4185 m.

Results and timing service provided by TISSOT

After the **SHARK GRAND PRIX DE FRANCE**

RookiesCup

2023 Riders Performance

(Qualifying Position - Starting Position - Race Position)

	Rider	Points	POR	POR	SPA	SPA	FRA	FRA	ITA	ITA	NED	NED	AUT	AUT	RSM	RSM							
1	**PIQUERAS Angel**	**145**	1	1	3	3	4	4															
			1-1	1-1	3-1	3-2	4-1	4-1	-	-	-	-	-	-	-	-	-	-	-	-	-	-	-
2	**CARPE Alvaro**	**69**	7	7	10	10	8	8															
			7-2	7-6	10-4	10-3	8-6	8-NC	-	-	-	-	-	-	-	-	-	-	-	-	-	-	-
3	**SALMELA Rico**	**69**	6	6	11	11	2	2															
			6-3	6-5	11-5	11-5	2-2	2-NC	-	-	-	-	-	-	-	-	-	-	-	-	-	-	-
4	**QUILES Máximo**	**65**	9	9	1	1	7	7															
			9-21	9-11	1-3	1-1	7-4	7-10	-	-	-	-	-	-	-	-	-	-	-	-	-	-	-
5	**ROULSTONE Jacob**	**55**	20	20	4	4	9	9															
			20-13	20-9	4-2	4-6	9-11	9-6	-	-	-	-	-	-	-	-	-	-	-	-	-	-	-
6	**FERRANDEZ Alberto**	**51**	5	5	7	7	16	16															
			5-6	5-NC	7-7	7-9	16-7	16-3	-	-	-	-	-	-	-	-	-	-	-	-	-	-	-
7	**MORELLI Marco**	**48**	18	18	2	2	1	1															
			18-11	18-7	2-11	2-4	1-13	1-4	-	-	-	-	-	-	-	-	-	-	-	-	-	-	-
8	**DANISH Hakim**	**46**	8	8	17	17	12	12															
			8-5	8-3	16-9	16-11	12-9	12-NC	-	-	-	-	-	-	-	-	-	-	-	-	-	-	-
9	**PINI Guido**	**43**	14	14	12	12	3	3															
			14-12	14-NC	12-8	12-NC	3-5	3-2	-	-	-	-	-	-	-	-	-	-	-	-	-	-	-
10	**MOODLEY Ruché**	**42**	2	2	6	6	13	13															
			2-8	2-NC	6-6	6-8	13-3	13-NC	-	-	-	-	-	-	-	-	-	-	-	-	-	-	-
11	**O'GORMAN Casey**	**41**	3	3	9	9	10	10															
			3-4	3-4	9-10	9-7	10-NL	10-NC	-	-	-	-	-	-	-	-	-	-	-	-	-	-	-
12	**RUDA Marcos**	**36**	19	19	14	14	11	11															
			19-7	19-2	14-14	14-12	11-NL	11-15	-	-	-	-	-	-	-	-	-	-	-	-	-	-	-
13	**LUCIANO Lorenz**	**32**	4	4	13	13	14	14															
			4-10	4-8	13-16	13-10	14-12	14-8	-	-	-	-	-	-	-	-	-	-	-	-	-	-	-

NC=Not classified NL=Not finished first lap NP=Not started race re-start N2=Not finished first lap race re-start EX=Excluded NS=Not Started DS=Disqualified

DORNA DATA PROCESSING ,TIMING SERVICE DORNA DATA PROCESSING TIMING SERVICE DORNA DATA PROCESSING TIMING SERVICE DORNA DATA PROCESSING TIMING SERVICE DORNA DATA PROCESSING TIMING SERVICE DORNA DATA PROCESSING TIMING SERVICE DORNA DATA PROCESSING TIMING SERVICE DORNA DATA PROCCEESSS

	Rider	Points	POR	POR	SPA	SPA	FRA	FRA	ITA	ITA	NED	NED	AUT	AUT	RSM	RSM							
14	**BUCHANAN Cormac**	**24**	15	15	15	15	6	6															
			15-14	15-NC	15-15	15-14	6-8	6-5	-	-	-	-	-	-	-	-	-	-	-	-	-	-	-
15	**ADITAMA Arbi**	**19**	21	21	8	8	17	17															
			21-15	21-12	8-13	8-18	17-14	17-7	-	-	-	-	-	-	-	-	-	-	-	-	-	-	-
16	**SHAHRIL Danial**	**13**	11	11	16	16																	
			11-9	11-10	-NS	-NS	-	-	-	-	-	-	-	-	-	-	-	-	-	-	-	-	-
17	**O'SHEA Eddie**	**8**	10	10			15	15															
			10-NC	10-NC	-	-	15-15	15-9	-	-	-	-	-	-	-	-	-	-	-	-	-	-	-
18	**THOMPSON Carter**	**8**	12	12	18	18	5	5															
			12-20	12-15	17-17	17-15	5-10	-NS	-	-	-	-	-	-	-	-	-	-	-	-	-	-	-
19	**BOGGIO Dodo**	**8**	NC	NC	5	5	18	18															
			-NS	-NS	-NL	5-13	18-NC	18-11	-	-	-	-	-	-	-	-	-	-	-	-	-	-	-
20	**ROSENTHALER Jakob**	**8**	17	17	19	19	20	20															
			17-17	17-17	18-12	18-17	20-16	20-12	-	-	-	-	-	-	-	-	-	-	-	-	-	-	-
21	**EZAWA Shinya**	**3**	24	24	22	22	22	22															
			24-18	24-19	21-19	21-16	22-19	22-13	-	-	-	-	-	-	-	-	-	-	-	-	-	-	-
22	**MIZERA Amaury**	**3**	16	16	24	24	21	21															
			16-16	16-13	23-22	23-NC	21-18	21-NC	-	-	-	-	-	-	-	-	-	-	-	-	-	-	-
23	**FARKAS Kevin**	**2**	13	13	20	20	19	19															
			13-NC	13-14	19-18	19-19	19-17	19-NC	-	-	-	-	-	-	-	-	-	-	-	-	-	-	-
24	**RAMMERSTORFER Leo**	**2**	23	23	21	21	23	23															
			23-22	23-18	20-21	20-20	23-20	23-14	-	-	-	-	-	-	-	-	-	-	-	-	-	-	-
25	**STEPHENSON Rhys**	**0**	22	22	23	23	24	24															
			22-NC	22-16	22-20	22-NC	24-NC	24-NC	-	-	-	-	-	-	-	-	-	-	-	-	-	-	-
26	**ENRIQUEZ Alexander**	**0**	25	25	25	25	25	25															
			25-19	25-NC	24-23	24-21	25-NC	25-NC	-	-	-	-	-	-	-	-	-	-	-	-	-	-	-

NC=Not classified NL=Not finished first lap NP=Not started race re-start N2=Not finished first lap race re-start EX=Excluded NS=Not Started DS=Disqualified

DORNA DATA PROCESSING .TIMING SERVICE DORNA DATA PROCESSING TIMING SERVICE DORNA DATA PROCESSING TIMING SERVICE DORNA DATA PROCESSING TIMING SERVICE DORNA DATA PROCESSING TIMING SERVICE DORNA DATA PROCESSING TIMING SERVICE DORNA DATA PROCESSING TIMING SERVICE DORNA DATA PROCCEESSS

Le Mans

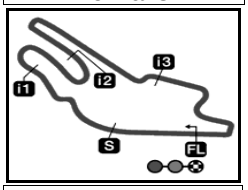

4185 m.

Results and timing service provided by TISSOT

RookiesCup

SHARK GRAND PRIX DE FRANCE

Championship Classification

	Rider	Nation	Points	POR	POR	SPA	SPA	FRA	FRA	ITA	ITA	NED	NED	AUT	AUT	RSM	RSM
1	**PIQUERAS Angel**	SPA	**145**	25	25	25	20	25	25								
2	**CARPE Alvaro**	SPA	**69**	20	10	13	16	10	-								
3	**SALMELA Rico**	FIN	**69**	16	11	11	11	20	-								
4	**QUILES Máximo**	SPA	**65**	0	5	16	25	13	6								
5	**ROULSTONE Jacob**	AUS	**55**	3	7	20	10	5	10								
6	**FERRANDEZ Alberto**	SPA	**51**	10	-	9	7	9	16								
7	**MORELLI Marco**	ARG	**48**	5	9	5	13	3	13								
8	**DANISH Hakim**	MAL	**46**	11	16	7	5	7	-								
9	**PINI Guido**	ITA	**43**	4	-	8	-	11	20								
10	**MOODLEY Ruché**	RSA	**42**	8	-	10	8	16	-								
11	**O'GORMAN Casey**	IRL	**41**	13	13	6	9	-	-								
12	**RUDA Marcos**	SPA	**36**	9	20	2	4	-	1								
13	**LUCIANO Lorenz**	BEL	**32**	6	8	0	6	4	8								
14	**BUCHANAN Cormac**	NZE	**24**	2	-	1	2	8	11								
15	**ADITAMA Arbi**	INA	**19**	1	4	3	0	2	9								
16	**SHAHRIL Danial**	MAL	**13**	7	6	-	-	-	-								
17	**O'SHEA Eddie**	GBR	**8**	-	-	-	-	1	7								
18	**THOMPSON Carter**	AUS	**8**	0	1	0	1	6	-								
19	**BOGGIO Dodo**	ITA	**8**	-	-	-	3	-	5								
20	**ROSENTHALER Jakob**	AUT	**8**	0	0	4	0	0	4								
21	**EZAWA Shinya**	JPN	**3**	0	0	0	0	0	3								
22	**MIZERA Amaury**	FRA	**3**	0	3	0	-	0	-								
23	**FARKAS Kevin**	HUN	**2**	-	2	0	0	0	-								
24	**RAMMERSTORFER Leo**	AUT	**2**	0	0	0	0	0	2								
25	**STEPHENSON Rhys**	GBR	**0**	-	0	0	-	-	-								
26	**ENRIQUEZ Alexander**	USA	**0**	0	-	0	0	-	-								

DORNA DATA PROCESSING ,TIMING SERVICE DORNA DATA PROCESSING TIMING SERVICE DORNA DATA PROCESSING TIMING SERVICE DORNA DATA PROCESSING TIMING SERVICE DORNA DATA PROCESSING TIMING SERVICE DORNA DATA PROCESSING TIMING SERVICE DORNA DATA PROCESSING TIMING SERVICE DORNA DATA PROCCEESSS

Le Mans, Sunday, May 14, 2023