


4226 m.

GRAN PREMIO RED BULL DI SAN MARINO E DELLA RIVIERA**RookiesCup****Race Nr.1****Classification after 15 laps = 63.39 km**

Pos	 Rider	Nation	Team	Motorcycle	Total Time	Km/h	Gap
-----	---	--------	------	------------	------------	------	-----

Race condition: Dry

Air: 29°

Humidity: 56%

Ground: 41°

Pole Position:**Fastest Lap:****Best Race Lap:****All Time Lap Record:**

	Rico SALMELA	1'44.897	145.0 Km/h
Lap 9	Máximo QUILES	1'45.529	144.1 Km/h
2017	Kazuki MASAKI	1'45.265	144.5 Km/h
2023	Rico SALMELA	1'44.897	145.0 Km/h

16:50'00

16:59'57

17:02'32

17:03'30

17:03'44 Leo RAMMERSTORFER

17:04'22 Danial SHAHRIL17:09'24 Danial SHAHRIL17:19'13 Shinya EZAWA

17:24'08 Eddie O'SHEA

17:27'05 Marcos RUDA17:27'53 Jakob ROSENTHALER

17:28'39 Rico SALMELA

17:28'39 Marco MORELLI

17:28'39 Alberto FERRANDEZ

17:29'00 Alberto FERRANDEZ

17:29'33 Guido PINI

SIGHTING LAP START**WARM UP LAP START****RACE START**No jump starts

crashed out

double long lap penaltydouble long lap penalty - COMPLETEDtrack limits warning

entered pits and retired

track limits warningtrack limits warning

crashed out - Rider OK

crashed out - Rider OK

crashed out - Rider OK

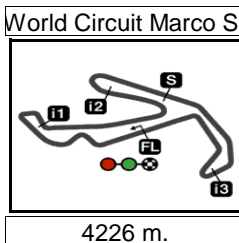
re-joined race

crashed out - Rider OK

The results are provisional until the end of the limit for protest and appeals.

Time limit for protest expires 30' after publication of the results - Time:

DORNA DATA PROCESSING TIMING SERVICE DORNA DATA PROCESSING TIMING SERVICE DORNA DATA PROCESSING TIMING SERVICE DORNA DATA PROCESSING TIMING SERVICE DORNA DATA PROCESSING TIMING SERVICE DORNA DATA PROCESSING TIMING SERVICE DORNA DATA PROCESSING TIMING SERVICE DORNA DATA PROCESSING TIMING SERVICE DORNA DATA PROCESSING TIMING SERVICE DORNA DATA PROCCEESSS

GRAN PREMIO RED BULL DI SAN MARINO E DELLA RIVIERA**Race Nr.1****Chronological Analysis of Performances**

						* Lap / Sector time cancelled					T1 Time from finish line to 1st intermediate					T3 Time from 2nd intermed. to 3rd intermed.																																																																																															
						P Crossing the finish line in pit lane					T2 Time from 1st intermed. to 2nd intermed.					T4 Time from 3rd intermediate to finish line																																																																																															
Lap	Lap Time	T1	T2	T3	T4	Speed	Lap	Lap Time	T1	T2	T3	T4	Speed	Lap	Lap Time	T1	T2	T3	T4	Speed																																																																																											
1st	83	Alvaro CARPE				Red Bull Rookies - Sp SPA	9	1'45.529	27.952	24.795	29.367	23.415	198.8	10	1'46.617	27.975	24.901	29.419	23.322	195.2	11	1'46.154	27.985	24.832	29.955	23.382	192.5	12	1'46.538	28.193	25.030	29.941	23.374	196.7	13	1'46.207	28.133	25.102	29.689	23.283	196.7	14	1'46.606	28.406	25.037	29.731	23.432	193.5	15	1'47.363	28.761	24.934	29.609	24.059	195.2																																																								
Runs=1 Total laps=15 Full laps=14 Valid laps=14																																																																																																															
1	1'53.083	34.771	25.309	29.641	23.362	193.5																																																																																																									
2	1'46.247	28.064	25.180	29.743	23.260	192.8																																																																																																									
3	1'46.589	27.948	25.482	29.767	23.392	198.1																																																																																																									
4	1'46.479	28.123	25.263	29.733	23.360	194.2																																																																																																									
5	1'46.354	28.367	25.043	29.423	23.521	194.5																																																																																																									
6	1'46.005	28.067	25.041	29.658	23.239	193.5																																																																																																									
7	1'46.074	28.193	25.076	29.585	23.220	192.8																																																																																																									
8	1'46.226	27.904	25.764	29.320	23.238	197.0																																																																																																									
9	1'45.896	27.964	24.989	29.636	23.307	192.1																																																																																																									
10	1'46.172	27.747	25.381	29.730	23.314	193.5																																																																																																									
11	1'46.166	27.862	25.021	29.895	23.388	191.4																																																																																																									
12	1'47.289	27.942	25.419	30.247	23.681	194.9																																																																																																									
13	1'46.040	27.983	25.001	29.755	23.301	197.8																																																																																																									
14	1'46.289	28.440	24.944	29.639	23.266	196.0																																																																																																									
15	1'46.417	28.633	24.893	29.655	23.236	191.8																																																																																																									
Runs=1 Total laps=15 Full laps=14 Valid laps=14																																																																																																															
4th	69	Marcos RUDA				Red Bull Rookies - Sp SPA	1	1'53.937	35.431	25.321	29.589	23.596	198.8	2	1'46.182	28.007	25.200	29.552	23.423	196.3	3	1'46.391	28.012	25.176	29.725	23.478	198.8	4	1'46.358	28.095	25.093	29.771	23.399	198.8	5	1'46.084	28.056	25.162	29.502	23.364	198.5	6	1'46.223 *	28.283	24.957	29.598 *	23.385	198.5	7	1'45.837	28.040	25.049	29.489	23.259	196.3	8	1'46.011	27.838	25.083	29.696	23.394	192.1	9	1'46.051	27.859	25.221	29.707	23.264	194.5	10	1'45.913	27.822	25.096	29.712	23.283	192.1	11	1'46.453	27.859	25.328	29.880	23.386	193.8	12	1'46.527	27.908	25.267	29.907	23.445	191.8	13	1'46.975 *	28.297	25.164	29.853	23.661 *	197.0	14	1'46.518	28.320	25.085	29.566	23.547	196.3	15	1'46.983	28.422	25.075	29.787	23.699	194.9
Runs=1 Total laps=15 Full laps=14 Valid laps=12																																																																																																															
2nd	18	Angel PIQUERAS				Red Bull Rookies - Sp SPA																																																																																																									
Runs=1 Total laps=15 Full laps=14 Valid laps=14																																																																																																															
1	1'53.297	34.664	25.413	29.861	23.359	192.8																																																																																																									
2	1'46.231	27.993	25.243	29.660	23.335	193.5																																																																																																									
3	1'46.398	27.904	25.205	29.797	23.492	190.4																																																																																																									
4	1'46.428	27.906	25.419	29.680	23.423	190.4																																																																																																									
5	1'46.575	28.008	25.219	29.859	23.489	191.4																																																																																																									
6	1'46.170	28.144	25.055	29.705	23.266	192.8																																																																																																									
7	1'46.077	27.970	25.116	29.704	23.287	197.4																																																																																																									
8	1'46.714	27.830	26.062	29.519	23.303	195.2																																																																																																									
9	1'45.552	27.822	24.894	29.491	23.345	197.4																																																																																																									
10	1'45.671	27.763	25.023	29.650	23.235	192.5																																																																																																									
11	1'46.534	28.131	25.067	29.989	23.347	194.5																																																																																																									
12	1'46.341	28.088	25.116	29.712	23.425	193.8																																																																																																									
13	1'46.462	28.027	25.233	29.689	23.513	190.4																																																																																																									
14	1'46.708	28.296	25.478	29.563	23.371	198.1																																																																																																									
15	1'46.571	28.217	25.294	29.784	23.276	195.6																																																																																																									
Runs=1 Total laps=15 Full laps=14 Valid laps=13																																																																																																															
3rd	28	Máximo QUILES				Red Bull Rookies - Sp SPA	1	1'55.403	36.675	25.650	29.587	23.491	200.3	2	1'45.968	28.095	25.142	29.385	23.346	196.7	3	1'45.889 *	27.989	25.147	29.424	23.329 *	197.8	4	1'46.268	28.143	24.988	29.471	23.666	200.7	5	1'46.227	28.352	25.003	29.393	23.479	199.6	6	1'46.224	28.303	25.024	29.326	23.571	199.6	7	1'46.152	28.333	24.975	29.385	23.459	198.1	8	1'46.252	27.986	25.035	29.819	23.412	200.3																																																	
Runs=1 Total laps=15 Full laps=14 Valid laps=13																																																																																																															
Fastest Lap: Máximo QUILES						Red Bull Rookies - Sp SPA				1'45.529	27.952	24.795	29.367	23.415																																																																																																	

Race Nr.1

RookiesCup

Lap	Lap Time	T1	T2	T3	T4	Speed	Lap	Lap Time	T1	T2	T3	T4	Speed
6th 12 Jacob ROULSTONE Red Bull Rookies - Au AUS							10th 47 Dodo BOGGIO Red Bull Rookies - Ital ITA						
Runs=1 Total laps=15 Full laps=14 Valid laps=12							Runs=1 Total laps=15 Full laps=14 Valid laps=13						
1	1'54.167	35.562	25.372	29.691	23.542	195.6	1	1'55.970	36.919	25.471	29.904	23.676	194.9
2	1'46.124	27.984	25.225	29.599	23.316	193.8	2	1'47.604	28.342	25.499	30.081	23.682	195.2
3	1'46.326	28.031	25.183	29.654	23.458	195.2	3	1'47.825	28.405	25.359	30.157	23.904	194.9
4	1'46.509	28.170	25.125	29.810	23.404	195.6	4	1'47.472	28.528	25.344	29.948	23.652	198.1
5	1'46.195	27.966	25.105	29.665	23.459	196.3	5	1'47.950	28.473	25.768	29.938	23.771	198.1
6	1'46.270	28.345	25.215	29.329	23.381	199.6	6	1'47.419	28.342	25.437	29.947	23.693	193.5
7	1'46.037	27.979	25.089	29.565	23.404	196.3	7	1'46.708	28.190	25.062	29.882	23.574	197.0
8	1'45.911 *	27.969	25.142	29.529	23.271 *	194.2	8	1'47.480	28.458	25.254	30.183	23.585	197.8
9	1'46.038	27.874	25.037	29.584	23.543	195.2	9	1'47.117	28.224	25.179	30.071	23.643	198.1
10	1'46.323	27.963	25.072	29.866	23.422	192.8	10	1'46.704	28.183	25.205	29.801	23.515	194.5
11	1'46.576	28.427	25.211	29.516	23.422	194.5	11	1'47.290	28.290	25.219	29.893	23.888	195.2
12	1'46.802	28.388	25.075	29.635	23.704	193.5	12	1'46.639	28.145	25.217	29.784	23.493	193.8
13	1'46.411	28.133	25.133	29.642	23.503	196.7	13	1'47.209	28.262	25.253	30.104	23.590	195.6
14	1'46.601	28.395	25.077	29.592	23.537	197.4	14	1'47.222 *	28.108	25.242	30.298 *	23.574	191.8
15	1'46.324 *	28.085	24.974	29.579	23.686 *	194.9	15	1'47.402	28.137	25.297	30.175	23.793	192.1
7th 14 Cormac BUCHANA Red Bull Rookies - Ne NZE							11th 93 Arbi ADITAMA Red Bull Rookies - Ind INA						
Runs=1 Total laps=15 Full laps=14 Valid laps=14							Runs=1 Total laps=15 Full laps=14 Valid laps=14						
1	1'54.577	35.756	25.732	29.520	23.569	194.9	1	1'55.385	36.377	25.556	29.885	23.567	194.2
2	1'46.092	28.113	25.133	29.514	23.332	199.2	2	1'48.074	28.663	25.594	30.147	23.670	192.1
3	1'46.006	27.884	25.125	29.610	23.387	197.8	3	1'47.656	28.327	25.407	30.210	23.712	192.5
4	1'46.923	28.238	25.119	30.193	23.373	192.5	4	1'47.595	28.278	25.773	29.997	23.547	195.2
5	1'46.370	28.058	24.983	29.722	23.607	198.1	5	1'47.185	28.473	25.238	30.018	23.456	193.5
6	1'46.184	28.265	24.969	29.585	23.365	198.8	6	1'47.357	28.204	25.390	29.951	23.812	197.0
7	1'46.025	28.270	24.956	29.511	23.288	197.4	7	1'47.551	28.366	25.561	30.130	23.494	194.9
8	1'46.296	28.101	24.920	29.823	23.452	196.0	8	1'47.275	28.323	25.183	30.299	23.470	196.0
9	1'45.741	28.006	24.835	29.494	23.406	197.8	9	1'46.997	28.149	25.355	29.984	23.509	192.8
10	1'45.917	28.023	24.904	29.561	23.429	195.2	10	1'46.872	28.222	25.275	29.926	23.449	192.8
11	1'46.571	27.992	25.688	29.557	23.334	197.8	11	1'46.794	28.115	25.204	30.209	23.266	192.5
12	1'46.219	28.273	25.012	29.462	23.472	197.4	12	1'47.524	28.013	25.416	30.141	23.954	191.1
13	1'46.488	28.313	25.026	29.572	23.577	198.1	13	1'47.480	28.449	25.291	30.263	23.477	191.8
14	1'46.956	28.338	25.226	29.600	23.792	197.0	14	1'47.349	28.361	25.132	30.166	23.690	194.2
15	1'46.396	28.154	25.284	29.590	23.368	196.3	15	1'47.267	27.914	25.366	30.087	23.900	194.9
8th 54 Alberto FERRANDE Red Bull Rookies - Sp SPA							12th 50 Carter THOMPSON Red Bull Rookies - Au AUS						
Runs=1 Total laps=15 Full laps=14 Valid laps=13							Runs=1 Total laps=15 Full laps=14 Valid laps=13						
1	1'53.522	35.009	25.418	29.746	23.349	193.5	1	1'56.801	37.332	25.719	30.106	23.644	196.0
2	1'46.088	27.875	25.116	29.761	23.336	193.5	2	1'47.387	28.461	25.358	29.934	23.634	195.2
3	1'46.376	27.934	25.177	29.908	23.357	192.5							
4	1'46.459	28.175	25.295	29.704	23.285	194.2							
5	1'46.296	27.998	25.212	29.662	23.424	191.4							
6	1'46.157 *	27.96 *	25.340	29.576	23.276	193.2							
7	1'46.345	27.905	25.230	29.796	23.414	193.8							
8	1'45.901	27.873	25.218	29.591	23.219	191.8							
9	1'46.007	27.977	24.965	29.768	23.297	190.8							
10	1'46.044	27.861	24.972	30.000	23.211	188.8							
11	1'46.204	27.909	24.994	29.960	23.341	188.4							
12	1'46.694	28.065	25.141	30.047	23.441	188.8							
13	1'46.497	28.065	25.241	29.765	23.426	193.2							
14	1'46.625	28.348	25.196	29.783	23.298	193.8							
15	1'57.941	28.403	24.972	40.285	24.281	184.9							
9th 81 Lorenz LUCIANO Red Bull Rookies - Bel BEL													
Runs=1 Total laps=15 Full laps=14 Valid laps=13													
1	1'56.801	37.332	25.719	30.106	23.644	196.0							
2	1'47.387	28.461	25.358	29.934	23.634	195.2							

Fastest Lap: Máximo QUILES

Red Bull Rookies - Sp SPA

1'45.529

27.952

24.795

29.367

23.415

DORNA DATA PROCESSING TIMING SERVICE DORNA DATA PROCESSING TIMING SERVICE DORNA DATA PROCESSING TIMING SERVICE DORNA DATA PROCESSING TIMING SERVICE DORNA DATA PROCESSING TIMING SERVICE DORNA DATA PROCESSING TIMING SERVICE DORNA DATA PROCESSING TIMING SERVICE DORNA DATA PROCCESSES



Misano Adriatico, Saturday, September 09, 2017

Race Nr.1

RookiesCup

Lap	Lap Time	T1	T2	T3	T4	Speed	Lap	Lap Time	T1	T2	T3	T4	Speed
3	1'47.198	28.362	25.332	29.732	23.772	198.1	5	1'47.316	28.165	25.292	30.012	23.847	194.2
4	1'47.140	28.380	25.289	29.964	23.507	194.5	6	1'47.174	28.164	25.593	29.959	23.458	194.9
5	1'46.982	28.294	25.221	29.948	23.519	193.5	7	1'47.139	28.490	25.275	29.800	23.574	195.2
6	1'47.479	28.355	25.413	30.005	23.706	194.9	8	1'47.430	28.398	25.396	30.017	23.619	196.3
7	1'47.277	28.288	25.400	29.998	23.591	191.4	9	1'47.430	28.493	25.365	30.027	23.545	194.2
8	1'47.416	28.304	25.467	30.043	23.602	190.1	10	1'47.242	28.178	25.516	29.985	23.563	193.2
9	1'47.580	28.281	25.543	30.176	23.580	195.6	11	1'47.162	28.303	25.546	29.744	23.569	194.5
10	1'46.848	28.204	25.354	29.788	23.502	193.8	12	1'47.595	28.380	25.407	30.178	23.630	192.5
11	1'46.993	28.172	25.303	30.005	23.513	193.8	13	1'47.401	28.134	25.553	30.033	23.681	192.1
12	1'46.948	28.110	25.410	29.879	23.549	193.8	14	1'47.416	28.301	25.554	29.986	23.575	192.1
13	1'47.204 *	28.171	25.385	30.083	23.565*	191.1	15	1'48.015	28.382	25.586	30.195	23.852	190.8
14	1'47.273	28.078	25.543	30.039	23.613	194.5							
15	1'48.118	28.054	25.624	30.123	24.317	193.8							

13th 56 Kevin FARKAS Red Bull Rookies - Hu HUN
Runs=1 Total laps=15 Full laps=14 Valid laps=14

1	1'57.018	37.647	25.797	30.026	23.548	199.2
2	1'47.534	28.390	25.355	29.989	23.800	201.1
3	1'47.435	28.455	25.400	29.977	23.603	200.3
4	1'47.395	28.525	25.394	29.940	23.536	199.2
5	1'47.776	28.326	25.636	30.265	23.549	196.7
6	1'46.857	28.235	25.340	29.753	23.529	197.0
7	1'46.478	28.100	25.213	29.836	23.329	198.1
8	1'47.976	29.021	25.253	30.263	23.439	197.0
9	1'47.373	28.320	25.128	30.194	23.731	198.8
10	1'47.106	28.326	25.346	29.948	23.486	198.5
11	1'47.105	28.226	25.493	29.944	23.442	193.8
12	1'47.078	28.090	25.178	30.109	23.701	198.8
13	1'46.644	27.988	25.134	29.981	23.541	198.5
14	1'47.652	28.090	25.160	30.277	24.125	196.0
15	1'47.253	28.123	25.317	30.060	23.753	197.8

16th 2 Amaury MIZERA Red Bull Rookies - Fr FRA
Runs=1 Total laps=15 Full laps=14 Valid laps=13

1	1'59.025	37.911	27.250	30.175	23.689	193.5
2	1'48.402	28.711	25.582	30.024	24.085	194.2
3	1'47.434	28.336	25.421	29.904	23.773	194.9
4	1'47.604	28.219	25.537	30.139	23.709	193.2
5	1'47.646 *	28.235	25.661	30.003	23.747*	192.8
6	1'47.540	28.281	25.437	30.120	23.702	193.2
7	1'47.620	28.258	25.593	30.033	23.736	193.8
8	1'47.773	28.456	25.635	30.049	23.633	191.8
9	1'47.810	28.409	25.487	30.260	23.654	191.8
10	1'47.401	28.175	25.454	30.075	23.697	193.8
11	1'47.259	28.250	25.389	30.004	23.616	194.2
12	1'47.217	28.254	25.408	29.992	23.563	191.8
13	1'47.104	28.173	25.472	29.949	23.510	192.8
14	1'47.142	28.212	25.226	30.012	23.692	191.8
15	1'47.797	28.306	25.496	30.168	23.827	191.1

14th 78 Jakob ROSENTHAL Red Bull Rookies - Au AUT
Runs=1 Total laps=15 Full laps=14 Valid laps=11

1	1'56.068	36.794	25.642	30.017	23.615	194.5
2	1'47.564	28.333	25.656	30.012	23.563	191.8
3	1'47.960 *	28.466	25.434	30.293*	23.767	193.2
4	1'47.387 *	28.525	25.401	29.991*	23.470	194.2
5	1'48.189	28.463	25.668	30.350	23.708	193.2
6	1'47.264	28.420	25.392	30.044	23.408	195.2
7	1'46.592	28.201	25.214	29.794	23.383	193.2
8	1'47.663	28.611	25.371	30.114	23.567	194.5
9	1'46.997	28.236	25.228	30.021	23.512	193.5
10	1'47.019	28.331	25.316	29.927	23.445	192.8
11	1'46.921	28.086	25.315	29.730	23.790	193.5
12	1'47.834	28.189	25.333	30.066	24.246	193.8
13	1'46.670	28.094	25.314	29.862	23.400	191.8
14	1'47.074 *	28.164	25.212	29.986*	23.712	192.1
15	1'47.500	27.982	25.350	30.113	24.055	193.5

17th 57 Danial SHAHRIL Red Bull Rookies - Ma MAL
Runs=1 Total laps=15 Full laps=14 Valid laps=13

1	1'56.585	37.083	25.716	30.118	23.668	197.0
2	1'50.383	28.366	25.644	32.576	23.797	196.3
3	1'47.600	28.300	25.638	29.980	23.682	192.8
4	1'50.182 *	28.193	25.575	32.705	23.709*	194.9
5	1'47.294	28.286	25.489	29.971	23.548	192.8
6	1'46.992	28.171	25.440	29.846	23.535	193.5
7	1'46.853	28.112	25.419	29.863	23.459	193.2
8	1'47.193	28.230	25.406	30.086	23.471	193.5
9	1'47.477	28.510	25.448	30.013	23.506	194.5
10	1'47.455	28.177	25.557	30.067	23.654	191.1
11	1'47.310	28.152	25.533	30.022	23.603	191.8
12	1'47.995	28.240	25.633	30.329	23.793	194.9
13	1'47.364	28.226	25.506	30.035	23.597	192.1
14	1'47.167	28.279	25.384	30.038	23.466	192.1
15	1'47.662	28.412	25.452	30.032	23.766	191.8

15th 13 Hakim DANISH Red Bull Rookies - Ma MAL
Runs=1 Total laps=15 Full laps=14 Valid laps=13

1	1'56.348	37.193	25.767	29.740	23.648	196.0
2	1'48.100 *	28.463	25.831	30.167*	23.639	196.7
3	1'47.443	28.402	25.402	29.906	23.733	196.0
4	1'47.898	28.866	25.611	29.942	23.479	194.2

18th 88 Shinya EZAWA Red Bull Rookies - Ja JPN
Runs=1 Total laps=15 Full laps=14 Valid laps=11

1	1'57.481	37.526	25.754	30.291	23.910	192.8
2	1'47.310	28.246	25.514	29.868	23.682	193.2
3	1'47.482	28.435	25.507	30.007	23.533	192.8
4	1'47.819	28.646	25.627	29.975	23.571	193.5
5	1'47.404	28.274	25.464	30.041	23.625	193.8
6	1'47.237 *	28.313	25.410	29.972	23.542*	194.5

Fastest Lap: Máximo QUILES Red Bull Rookies - Sp SPA **1'45.529** 27.952 24.795 29.367 23.415

DORNA DATA PROCESSING TIMING SERVICE DORNA DATA PROCESSING TIMING SERVICE DORNA DATA PROCESSING TIMING SERVICE DORNA DATA PROCESSING TIMING SERVICE DORNA DATA PROCESSING TIMING SERVICE DORNA DATA PROCESSING TIMING SERVICE DORNA DATA PROCCESSS



Race Nr.1

RookiesCup

Lap	Lap Time	T1	T2	T3	T4	Speed	Lap	Lap Time	T1	T2	T3	T4	Speed
7	1'46.991 *	28.244	25.345	29.883	23.519*	192.5	9	1'46.333	27.996	25.113	29.624	23.600	196.0
8	1'47.392	28.357	25.404	29.930	23.701	193.2	10	1'46.040	28.141	25.107	29.579	23.213	195.6
9	1'47.493 *	28.353	25.485	29.875	23.780*	194.2	11	1'45.797	27.904	24.904	29.666	23.323	194.2
10	1'47.246	28.114	25.600	29.951	23.581	192.1	12	1'46.594	28.219	24.945	29.892	23.538	194.2
11	1'47.185	28.284	25.515	29.826	23.560	192.5	13	1'46.439	28.109	25.117	29.900	23.313	195.6
12	1'48.840	28.252	26.629	30.170	23.789	190.8	14	1'46.648	28.576	25.143	29.509	23.420	197.4
13	1'49.159	28.734	26.047	30.348	24.030	189.4	unfinished	28.268	25.167	29.667		193.5	
14	1'48.484	28.606	25.899	30.129	23.850	191.1							
15	1'48.361	28.582	25.850	30.155	23.774	191.1							

19th		23	Rhys STEPHENSON	Red Bull Rookies - Gr GBR		
Runs=1	Total laps=15	Full laps=14	Valid laps=12			
1	1'58.275	38.095	26.031	30.369	23.780	192.5
2	1'49.120	28.591	25.964	30.249	24.316	192.1
3	1'47.709	28.656	25.433	30.030	23.590	194.2
4	1'47.625	28.443	25.479	30.115	23.588	193.5
5	1'47.458	28.312	25.454	30.044	23.648	194.2
6	1'47.515	28.526	25.337	30.035	23.617	193.8
7	1'47.619	28.479	25.453	30.060	23.627	194.5
8	1'48.022	28.626	25.611	30.219	23.566	193.8
9	1'47.739	28.497	25.365	30.203	23.674	195.2
10	1'47.927	28.612	25.670	30.026	23.619	191.1
11	1'47.769	28.558	25.393	30.111	23.707	190.4
12	1'48.269 *	28.600	25.452	30.087	24.130*	191.4
13	1'48.687 *	28.757	25.679	30.312	23.939*	191.1
14	1'47.941	28.587	25.454	30.157	23.743	191.1
15	1'49.141	28.871	25.636	30.383	24.251	189.4

20th		25	Alexander ENRIQUE	Red Bull Rookies - Un USA		
Runs=1	Total laps=15	Full laps=14	Valid laps=14			
1	1'58.779	38.346	26.157	30.263	24.013	195.6
2	1'48.996	28.838	25.984	30.309	23.865	194.5
3	1'48.345	28.698	25.744	30.202	23.701	196.3
4	1'48.666	28.771	25.839	30.154	23.902	194.9
5	1'48.208	28.763	25.663	30.029	23.753	195.2
6	1'48.407	28.517	25.792	30.116	23.982	194.9
7	1'48.307	28.615	25.709	30.122	23.861	194.5
8	1'48.736	28.636	25.842	30.200	24.058	192.8
9	1'48.196	28.717	25.662	30.002	23.815	193.2
10	1'48.860	28.755	25.890	30.165	24.050	192.8
11	1'48.113	28.642	25.760	29.897	23.814	193.5
12	1'48.445	28.394	25.942	30.029	24.080	193.5
13	1'48.387	28.505	25.864	30.173	23.845	192.8
14	1'48.987	28.773	25.884	30.105	24.225	192.5
15	1'49.317	28.631	25.989	30.302	24.395	192.8

21st		94	Guido PINI	Red Bull Rookies - Ital ITA		
Runs=1	Total laps=14	Full laps=13	Valid laps=13			
1	1'54.460	35.834	25.603	29.616	23.407	192.8
2	1'46.430	28.099	25.187	29.649	23.495	196.7
3	1'46.036	27.983	25.077	29.644	23.332	193.8
4	1'46.410	28.122	25.104	29.749	23.435	191.8
5	1'46.034	28.013	24.947	29.647	23.427	196.0
6	1'46.412	28.408	24.991	29.670	23.343	196.7
7	1'45.928	27.923	25.141	29.485	23.379	197.4
8	1'45.867	28.065	25.045	29.541	23.216	195.2

22nd 27 Rico SALMELA Red Bull Rookies - Fin FIN
Runs=1 Total laps=14 Full laps=13 Valid laps=13

1	1'52.893	34.486	25.248	29.627	23.532	193.8
2	1'46.376	28.007	25.244	29.649	23.476	193.5
3	1'46.907	27.902	25.569	30.017	23.419	199.2
4	1'46.446	28.146	25.168	29.827	23.305	199.6
5	1'46.453	28.127	25.159	29.801	23.366	198.1
6	1'46.221	28.354	24.916	29.631	23.320	198.8
7	1'45.971	28.061	24.988	29.684	23.238	198.5
8	1'46.789	28.081	25.571	29.585	23.552	199.2
9	1'45.739	27.844	24.888	29.436	23.571	197.8
10	1'45.820	27.905	24.944	29.690	23.281	194.9
11	1'46.451	28.011	24.935	29.979	23.526	195.6
12	1'46.422	28.136	24.937	29.864	23.485	198.5
13	1'46.746	28.616	24.972	29.604	23.554	199.6
14	1'46.585	28.405	25.082	29.700	23.398	197.8
unfinished		28.335	24.909			

23rd 95 Marco MORELLI Red Bull Rookies - Ar ARG
Runs=1 Total laps=14 Full laps=13 Valid laps=13

1	1'54.366	35.270	25.347	29.862	23.887	194.9
2	1'46.140	27.948	25.222	29.620	23.350	195.6
3	1'46.561	28.228	25.255	29.804	23.274	195.6
4	1'46.758	28.130	25.327	29.605	23.696	197.0
5	1'46.291	28.191	25.165	29.780	23.155	193.8
6	1'46.281	28.274	25.049	29.516	23.442	197.0
7	1'45.985	28.177	25.014	29.551	23.243	195.6
8	1'46.291	28.016	24.984	29.793	23.498	198.5
9	1'45.709	27.979	24.944	29.406	23.380	196.0
10	1'46.137	28.180	25.086	29.496	23.375	195.6
11	1'46.373	28.089	25.059	29.583	23.642	196.3
12	1'46.159	28.245	25.155	29.455	23.304	195.2
13	1'46.458	27.875	25.398	29.557	23.628	196.7
14	1'46.439	28.392	25.071	29.383	23.593	196.7
unfinished		28.015	25.236			

24th 8 Eddie O'SHEA Red Bull Rookies - Gr GBR
Runs=1 Total laps=11 Full laps=10 Valid laps=10

1	1'56.698	37.001	26.004	30.032	23.661	198.5
2	1'47.104	28.346	25.361	30.001	23.396	197.4
3	1'47.660	28.446	25.362	30.121	23.731	194.2
4	1'46.828	28.070	25.376	29.989	23.393	192.1
5	1'47.022	28.337	25.283	29.939	23.463	192.8
6	1'47.526	28.334	25.561	29.943	23.688	192.8
7	1'47.500	28.639	25.412	29.961	23.488	193.8
8	1'47.822	28.588	25.496	30.323	23.415	197.0
9	1'47.464	28.281	25.218	30.162	23.803	195.6
10	1'47.247	28.230	25.319	29.903	23.795	195.2

Fastest Lap: Máximo QUILES

Red Bull Rookies - Sp SPA 1'45.529 27.952 24.795 29.367 23.415

DORNA DATA PROCESSING TIMING SERVICE DORNA DATA PROCESSING TIMING SERVICE DORNA DATA PROCESSING TIMING SERVICE DORNA DATA PROCESSING TIMING SERVICE DORNA DATA PROCESSING TIMING SERVICE DORNA DATA PROCESSING TIMING SERVICE DORNA DATA PROCESSING TIMING SERVICE DORNA DATA PROCESSING TIMING SERVICE DORNA DATA PROCESSING TIMING SERVICE DORNA DATA PROCESSING TIMING SERVICE DORNA DATA PROCESSING TIMING SERVICE DORNA DATA PROCCESSS



Race Nr.1**RookiesCup**

Lap	Lap Time	T1	T2	T3	T4	Speed	Lap	Lap Time	T1	T2	T3	T4	Speed
11	1'47.705	28.118	25.537	30.419	23.631	192.5							
	PIT	28.319	27.127	31.517	18.571	187.5							

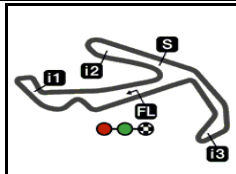
25th	5	Leo RAMMERSTOR	Red Bull Rookies - Au	AUT
		Runs=1	Total laps=0	Full laps=0 Valid laps=0
		unfinished		37.751

Fastest Lap:	Máximo QUILES	Red Bull Rookies - Sp	SPA	1'45.529	27.952	24.795	29.367	23.415
---------------------	---------------	-----------------------	-----	-----------------	--------	--------	--------	--------

DORNA DATA PROCESSING TIMING SERVICE DORNA DATA PROCESSING TIMING SERVICE DORNA DATA PROCESSING TIMING SERVICE DORNA DATA PROCESSING TIMING SERVICE DORNA DATA PROCESSING TIMING SERVICE DORNA DATA PROCESSING TIMING SERVICE DORNA DATA PROCESSING TIMING SERVICE DORNA DATA PROCESSING TIMING SERVICE DORNA DATA PROCESSING TIMING SERVICE DORNA DATA PROCCEESSS



Misano Adriatico, Saturday, September 09, 2017



4226 m.

GRAN PREMIO RED BULL DI SAN MARINO E DELLA RIVIERA

Official Starting Grid

RookiesCup

Race : 15 laps = 63.39 km

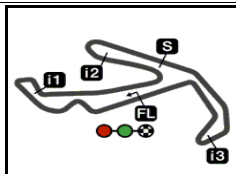
1	1 1'44.897 27 Rico SALMELA KTM	2	2 1'45.003 18 Angel PIQUERAS KTM	3	3 1'45.412 83 Alvaro CARPE KTM
2	4 1'45.444 54 Alberto FERRANDEZ KTM	5	5 1'45.603 11 Ruché MOODLEY KTM	6	6 1'45.696 69 Marcos RUDA KTM
3	7 1'45.712 12 Jacob ROULSTONE KTM	8	8 1'45.838 95 Marco MORELLI KTM	9	9 1'46.002 94 Guido PINI KTM
4	10 1'46.064 14 Cormac BUCHANAN KTM	11	11 1'46.367 28 Máximo QUILES KTM	12	12 1'46.616 81 Lorenz LUCIANO KTM
5	13 1'46.660 13 Hakim DANISH KTM	14	14 1'46.674 93 Arbi ADITAMA KTM	15	15 1'46.765 78 Jakob ROSENTHALER KTM
6	16 1'46.782 56 Kevin FARKAS KTM	17	17 1'46.926 57 Danial SHAHRIL KTM	18	18 1'46.973 8 Eddie O'SHEA KTM
7	19 1'46.973 47 Dodo BOGGIO KTM	20	20 1'47.028 50 Carter THOMPSON KTM	21	21 1'47.043 5 Leo RAMMERSTORFER KTM
8	22 1'47.214 2 Amaury MIZERA KTM	23	23 1'47.653 88 Shinya EZAWA KTM	24	24 1'47.848 25 Alexander ENRIQUEZ KTM

The results are provisional until the end of the limit for protest and appeals and until the ratification of the Event Management Committee.

Time limit for protest expires 60' at the latest after publication of the results - Time:

DORNA DATA PROCESSING TIMING SERVICE DORNA DATA PROCESSING TIMING SERVICE DORNA DATA PROCESSING TIMING SERVICE DORNA DATA PROCESSING TIMING SERVICE DORNA DATA PROCESSING TIMING SERVICE DORNA DATA PROCESSING TIMING SERVICE DORNA DATA PROCESSING TIMING SERVICE DORNA DATA PROCESSING TIMING SERVICE DORNA DATA PROCESSING TIMING SERVICE DORNA DATA PROCESSES





GRAN PREMIO RED BULL DI SAN MARINO E DELLA RIVIERA
Official Starting Grid

Rookies Cup

4226 m.

Race : 15 laps = 63.39 km

9

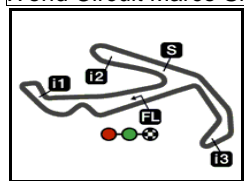
25
1'48.324
23 Rhys STEPHENSON
KTM

The results are provisional until the end of the limit for protest and appeals and until the ratification of the Event Management Committee.

Time limit for protest expires 60' at the latest after publication of the results - Time:

DORNA DATA PROCESSING TIMING SERVICE DORNA DATA PROCESSING TIMING SERVICE DORNA DATA PROCESSING TIMING SERVICE DORNA DATA PROCESSING TIMING SERVICE DORNA DATA PROCESSING TIMING SERVICE DORNA DATA PROCESSING TIMING SERVICE DORNA DATA PROCESSING TIMING SERVICE DORNA DATA PROCESSING TIMING SERVICE DORNA DATA PROCESSING TIMING SERVICE DORNA DATA PROCEESSS





4226 m.

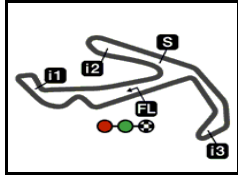
ROOKIESCUP

GRAN PREMIO RED BULL DI SAN MARINO E DELLA RIVIERA

After the Race Nr.1

Event Best Maximum Speed

	Rider	Nation	Team	Motorcycle	Km/h	
11	Ruché MOODLEY	RSA	Red Bull Rookies - South Africa	KTM	201.1	Qualifying
56	Kevin FARKAS	HUN	Red Bull Rookies - Hungary	KTM	201.1	Race Nr.1
28	Máximo QUILES	SPA	Red Bull Rookies - Spain	KTM	200.7	Race Nr.1
12	Jacob ROULSTONE	AUS	Red Bull Rookies - Australia	KTM	199.6	Race Nr.1
27	Rico SALMELA	FIN	Red Bull Rookies - Finland	KTM	199.6	Race Nr.1
14	Cormac BUCHANAN	NZE	Red Bull Rookies - New Zealand	KTM	199.2	Race Nr.1
69	Marcos RUDA	SPA	Red Bull Rookies - Spain	KTM	198.8	Race Nr.1
5	Leo RAMMERSTORFER	AUT	Red Bull Rookies - Austria	KTM	198.5	Qualifying
8	Eddie O'SHEA	GBR	Red Bull Rookies - Great Britain	KTM	198.5	Race Nr.1
95	Marco MORELLI	ARG	Red Bull Rookies - Argentina	KTM	198.5	Race Nr.1
18	Angel PIQUERAS	SPA	Red Bull Rookies - Spain	KTM	198.1	Race Nr.1
47	Dodo BOGGIO	ITA	Red Bull Rookies - Italy	KTM	198.1	Race Nr.1
50	Carter THOMPSON	AUS	Red Bull Rookies - Australia	KTM	198.1	Race Nr.1
83	Alvaro CARPE	SPA	Red Bull Rookies - Spain	KTM	198.1	Race Nr.1
81	Lorenz LUCIANO	BEL	Red Bull Rookies - Belgium	KTM	197.8	Race Nr.1
94	Guido PINI	ITA	Red Bull Rookies - Italy	KTM	197.8	Free Practice Nr. 2
93	Arbi ADITAMA	INA	Red Bull Rookies - Indonesia	KTM	197.4	Free Practice Nr. 2
57	Danial SHAHRIL	MAL	Red Bull Rookies - Malaysia	KTM	197.0	Race Nr.1
13	Hakim DANISH	MAL	Red Bull Rookies - Malaysia	KTM	196.7	Race Nr.1
25	Alexander ENRIQUEZ	USA	Red Bull Rookies - United States	KTM	196.3	Race Nr.1
23	Rhys STEPHENSON	GBR	Red Bull Rookies - Great Britain	KTM	195.6	Free Practice Nr. 1
54	Alberto FERRANDEZ	SPA	Red Bull Rookies - Spain	KTM	195.6	Free Practice Nr. 2
78	Jakob ROSENTHALER	AUT	Red Bull Rookies - Austria	KTM	195.2	Race Nr.1
2	Amaury MIZERA	FRA	Red Bull Rookies - France	KTM	195.2	Qualifying
88	Shinya EZAWA	JPN	Red Bull Rookies - Japan	KTM	194.5	Race Nr.1



4226 m.

After the **GRAN PREMIO RED BULL DI SAN MARINO E DELLA RIVIERA****RookiesCup****2023 Riders Performance**

(Qualifying Position - Starting Position - Race Position)

Rider	Points	POR	POR	SPA	SPA	FRA	FRA	ITA	ITA	NED	NED	AUT	AUT	RSM	RSM							
1 PIQUERAS Angel	293	1	1	3	3	4	4	1	1	1	1	3	3	2								
		1-1	1-1	3-1	3-2	4-1	4-1	1-4	1-2	1-1	1-1	3-2	3-1	2-2	-	-	-	-	-	-	-	-
2 CARPE Alvaro	187	7	7	10	10	8	8	11	11	6	6	4	4	3								
		7-2	7-6	10-4	10-3	8-6	8-NC	11-6	11-8	6-2	6-6	4-1	4-2	3-1	-	-	-	-	-	-	-	-
3 QUILES Máximo	147	9	9	1	1	7	7	2	2	2	2	2	2	11								
		9-21	9-11	1-3	1-1	7-4	7-10	2-NC	2-1	26-NL	2-2	2-4	2-8	11-3	-	-	-	-	-	-	-	-
4 SALMELA Rico	123	6	6	11	11	2	2	6	6	3	3	1	1	1								
		6-3	6-5	11-5	11-5	2-2	2-NC	6-12	6-4	3-20	3-11	1-3	1-3	1-NC	-	-	-	-	-	-	-	-
5 FERRANDEZ Alberto	121	5	5	7	7	16	16	7	7	14	14	12	12	4								
		5-6	5-NC	7-7	7-9	16-7	16-3	7-1	7-5	14-11	14-5	12-13	12-9	4-8	-	-	-	-	-	-	-	-
6 ROULSTONE Jacob	119	20	20	4	4	9	9	3	3	10	10	6	6	7								
		20-13	20-9	4-2	4-6	9-11	9-6	3-7	3-9	10-4	10-3	6-NL	6-7	7-6	-	-	-	-	-	-	-	-
7 RUDA Marcos	101	19	19	14	14	11	11	8	8	13	13	8	8	6								
		19-7	19-2	14-14	14-12	11-NL	11-15	8-14	8-7	13-8	13-7	8-5	8-4	6-4	-	-	-	-	-	-	-	-
8 O'GORMAN Casey	97	3	3	9	9	10	10	10	10	5	5	19	19									
		3-4	3-4	9-10	9-7	10-NL	10-NC	10-2	10-NC	5-3	5-4	19-9	19-NC	-	-	-	-	-	-	-	-	-
9 MORELLI Marco	88	18	18	2	2	1	1	16	16	4	4	11	11	8								
		18-11	18-7	2-11	2-4	1-13	1-4	16-3	16-12	4-16	4-8	11-10	11-10	8-NC	-	-	-	-	-	-	-	-
10 MOODLEY Ruché	82	2	2	6	6	13	13			15	15	5	5	5								
		2-8	2-NC	6-6	6-8	13-3	13-NC	-	-	15-6	15-NC	5-8	5-5	5-5	-	-	-	-	-	-	-	-
11 DANISH Hakim	68	8	8	17	17	12	12	14	14	7	7	13	13	13								
		8-5	8-3	16-9	16-11	12-9	12-NC	23-NC	14-6	7-5	7-NC	13-20	13-NC	13-15	-	-	-	-	-	-	-	-
12 PINI Guido	62	14	14	12	12	3	3	4	4	9	9	25	25	9								
		14-12	14-NC	12-8	12-NC	3-5	3-2	4-NC	4-3	9-NC	9-NC	25-18	25-13	9-NC	-	-	-	-	-	-	-	-
13 LUCIANO Lorenz	54	4	4	13	13	14	14					9	9	12								
		4-10	4-8	13-16	13-10	14-12	14-8	-	-	-	-	9-11	9-6	12-9	-	-	-	-	-	-	-	-

NC=Not classified NL=Not finished first lap NP=Not started race re-start N2=Not finished first lap race re-start EX=Excluded NS=Not Started DS=Disqualified

DORNA DATA PROCESSING TIMING SERVICE DORNA DATA PROCESSING TIMING SERVICE DORNA DATA PROCESSING TIMING SERVICE DORNA DATA PROCESSING TIMING SERVICE DORNA DATA PROCESSING TIMING SERVICE DORNA DATA PROCESSING TIMING SERVICE DORNA DATA PROCESSING TIMING SERVICE DORNA DATA PROCESSING TIMING SERVICE DORNA DATA PROCESSING TIMING SERVICE DORNA DATA PROCESSING TIMING SERVICE DORNA DATA PROCESSING TIMING SERVICE DORNA DATA PROCESSING TIMING SERVICE DORNA DATA PROCCESSS

