


5245 m.

## GRAN PREMIO D'ITALIA OAKLEY

### Race Nr.1

# RookiesCup

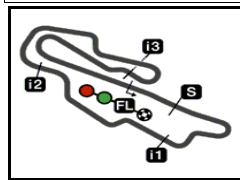
### Classification after 13 laps = 68.185 km

Pos		Rider	Nation	Team	Motorcycle	Total Time	Km/h	Gap
1	25	54 <b>Alberto FERRANDEZ</b>	SPA	Red Bull MotoGP Rookies Cup	KTM	<b>31'41.531</b>	129.0	
2	20	67 <b>Casey O'GORMAN</b>	IRL	Red Bull MotoGP Rookies Cup	KTM	<b>32'13.111</b>	126.9	31.580
3	16	95 <b>Marco MORELLI</b>	ARG	Red Bull MotoGP Rookies Cup	KTM	<b>32'44.457</b>	124.9	1'02.926
4	13	18 <b>Angel PIQUERAS</b>	SPA	Red Bull MotoGP Rookies Cup	KTM	<b>32'47.922</b>	124.7	1'06.391
5	11	93 <b>Arbi ADITAMA</b>	INA	Red Bull MotoGP Rookies Cup	KTM	<b>32'47.942</b>	124.7	1'06.411
6	10	83 <b>Alvaro CARPE</b>	SPA	Red Bull MotoGP Rookies Cup	KTM	<b>32'48.074</b>	124.7	1'06.543
7	9	12 <b>Jacob ROULSTONE</b>	AUS	Red Bull MotoGP Rookies Cup	KTM	<b>32'48.209</b>	124.7	1'06.678
8	8	57 <b>Daniyal SHAHRIL</b>	MAL	Red Bull MotoGP Rookies Cup	KTM	<b>32'48.934</b>	124.6	1'07.403
9	7	88 <b>Shinya EZAWA</b>	JPN	Red Bull MotoGP Rookies Cup	KTM	<b>32'50.665</b>	124.5	1'09.134
10	6	25 <b>Alexander ENRIQUEZ</b>	USA	Red Bull MotoGP Rookies Cup	KTM	<b>32'50.707</b>	124.5	1'09.176
11	5	56 <b>Kevin FARKAS</b>	HUN	Red Bull MotoGP Rookies Cup	KTM	<b>33'06.317</b>	123.5	1'24.786
12	4	27 <b>Rico SALMELA</b>	FIN	Red Bull MotoGP Rookies Cup	KTM	<b>33'07.802</b>	123.4	1'26.271
13	3	8 <b>Eddie O'SHEA</b>	GBR	Red Bull MotoGP Rookies Cup	KTM	<b>33'10.483</b>	123.3	1'28.952
14	2	69 <b>Marcos RUDA</b>	SPA	Red Bull MotoGP Rookies Cup	KTM	<b>33'10.630</b>	123.3	1'29.099
<b>Not classified</b>								
		78 <b>Jakob ROSENTHALER</b>	AUT	Red Bull MotoGP Rookies Cup	KTM	<b>29'41.584</b>	127.1	1 lap
		94 <b>Guido PINI</b>	ITA	Red Bull MotoGP Rookies Cup	KTM	<b>29'41.606</b>	127.1	1 lap
		2 <b>Amaury MIZERA</b>	FRA	Red Bull MotoGP Rookies Cup	KTM	<b>20'27.401</b>	123.0	5 laps
		14 <b>Cormac BUCHANAN</b>	NZE	Red Bull MotoGP Rookies Cup	KTM	<b>17'25.158</b>	126.4	6 laps
		13 <b>Hakim DANISH</b>	MAL	Red Bull MotoGP Rookies Cup	KTM	<b>13'16.840</b>	118.4	8 laps
		28 <b>Máximo QUILLES</b>	SPA	Red Bull MotoGP Rookies Cup	KTM	<b>5'03.221</b>	124.5	11 laps
		5 <b>Leo RAMMERSTORFER</b>	AUT	Red Bull MotoGP Rookies Cup	KTM	<b>5'11.924</b>	121.0	11 laps
		23 <b>Rhys STEPHENSON</b>	GBR	Red Bull MotoGP Rookies Cup	KTM	<b>2'46.136</b>	113.6	12 laps

The results are provisional until the end of the limit for protest and appeals.

Time limit for protest expires 30' after publication of the results - ..... Time: .....

DORNA DATA PROCESSING TIMING SERVICE DORNA DATA PROCESSING TIMING SERVICE DORNA DATA PROCESSING TIMING SERVICE DORNA DATA PROCESSING TIMING SERVICE DORNA DATA PROCESSING TIMING SERVICE DORNA DATA PROCESSING TIMING SERVICE DORNA DATA PROCESSING TIMING SERVICE DORNA DATA PROCESSING TIMING SERVICE DORNA DATA PROCCESSSS




# RookiesCup

## GRAN PREMIO D'ITALIA OAKLEY

### Race Nr.1

### Classification after 13 laps = 68.185 km

Pos	 Rider	Nation	Team	Motorcycle	Total Time	Km/h	Gap
-----	---	--------	------	------------	------------	------	-----

Race condition: **Wet**

Air: 19°  
 Humidity: 63%  
 Ground: 23°

**Pole Position:**

**Fastest Lap:**

**Best Race Lap:**

**All Time Lap Record:**

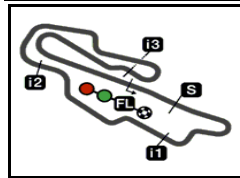
<b>Angel PIQUERAS</b>	<b>2'00.750</b>	156.3 Km/h
Lap 9 <b>Alberto FERRANDEZ</b>	<b>2'24.588</b>	130.5 Km/h
2018 <b>Adrian HUERTAS</b>	<b>2'00.957</b>	156.1 Km/h
2023 <b>Angel PIQUERAS</b>	<b>2'00.750</b>	156.3 Km/h

16:57'50		Start delayed
17:00'00		Race declared wet
17:18'40		Pit lane will open at 17:22
<b>17:22'00</b>		<b>SIGHTING LAP START</b>
<b>17:34'00</b>		<b>WARM UP LAP START</b>
<b>17:37'47</b>		<b>RACE START</b>
17:38'25	Hakim DANISH	starting from pit lane
<b>17:38'50</b>	-	<b>No jump starts</b>
<b>17:40'18</b>	<b>Máximo QUILES</b>	<b>double long lap penalty</b>
17:42'55	Rhys STEPHENSON	crashed out - Rider OK
<b>17:43'19</b>	<b>Máximo QUILES</b>	<b>long lap penalty</b>
17:43'23	Máximo QUILES	crashed out - Rider OK
17:43'56	Leo RAMMERSTORFER	crashed out - Rider OK
17:45'57	Rico SALMELA	crashed out - Rider OK
17:46'03	Rico SALMELA	re-joined race
17:52'55	Hakim DANISH	crashed out - Rider OK
17:56'11	Cormac BUCHANAN	crashed out - Rider OK
17:59'09	Amaury MIZERA	crashed out - Rider OK
18:07'51	Guido PINI	crashed out - Rider OK
18:07'57	Jakob ROSENTHALER	crashed out - Rider OK

The results are provisional until the end of the limit for protest and appeals.

Time limit for protest expires 30' after publication of the results - ..... Time: .....

DORNA DATA PROCESSING TIMING SERVICE DORNA DATA PROCESSING TIMING SERVICE DORNA DATA PROCESSING TIMING SERVICE DORNA DATA PROCESSING TIMING SERVICE DORNA DATA PROCESSING TIMING SERVICE DORNA DATA PROCESSING TIMING SERVICE DORNA DATA PROCESSING TIMING SERVICE DORNA DATA PROCESSING TIMING SERVICE DORNA DATA PROCESSING TIMING SERVICE DORNA DATA PROCCESSS



5245 m.

**GRAN PREMIO D'ITALIA OAKLEY**

**Race Nr.1**

**Top Speed & Average**

**RookiesCup**



Rider	Nation	Motorcycle	Top 5 speeds					Average	Top
57 <b>Danial SHAHRIL</b>	<b>MAL</b>	KTM	221.7	219.9	219.0	218.6	215.1	218.9	<b>221.7</b>
83 <b>Alvaro CARPE</b>	<b>SPA</b>	KTM	221.7	218.6	218.1	218.1	217.7	218.8	<b>221.7</b>
25 <b>Alexander ENRIQUEZ</b>	<b>USA</b>	KTM	220.4	216.8	216.0	214.7	214.7	216.5	<b>220.4</b>
18 <b>Angel PIQUERAS</b>	<b>SPA</b>	KTM	219.5	219.0	218.1	215.5	215.1	217.4	<b>219.5</b>
2 <b>Amaury MIZERA</b>	<b>FRA</b>	KTM	219.0	217.7	215.5	215.5	214.7	216.5	<b>219.0</b>
69 <b>Marcos RUDA</b>	<b>SPA</b>	KTM	219.0	216.8	215.1	213.8	213.8	215.7	<b>219.0</b>
12 <b>Jacob ROULSTONE</b>	<b>AUS</b>	KTM	217.7	217.3	217.3	216.0	216.0	216.9	<b>217.7</b>
93 <b>Arbi ADITAMA</b>	<b>INA</b>	KTM	217.7	217.3	216.8	215.5	215.5	216.6	<b>217.7</b>
8 <b>Eddie O'SHEA</b>	<b>GBR</b>	KTM	217.3	216.4	215.5	215.1	215.1	215.8	<b>217.3</b>
27 <b>Rico SALMELA</b>	<b>FIN</b>	KTM	217.3	216.0	213.8	213.4	212.5	214.6	<b>217.3</b>
78 <b>Jakob ROSENTHALER</b>	<b>AUT</b>	KTM	216.8	216.4	215.5	215.5	215.1	215.9	<b>216.8</b>
94 <b>Guido PINI</b>	<b>ITA</b>	KTM	216.8	213.8	213.8	213.0	211.7	213.2	<b>216.8</b>
95 <b>Marco MORELLI</b>	<b>ARG</b>	KTM	216.8	214.2	213.0	212.5	212.5	213.8	<b>216.8</b>
67 <b>Casey O'GORMAN</b>	<b>IRL</b>	KTM	216.4	214.7	213.4	213.4	213.4	214.1	<b>216.4</b>
88 <b>Shinya EZAWA</b>	<b>JPN</b>	KTM	216.4	214.2	212.5	211.7	211.7	213.3	<b>216.4</b>
56 <b>Kevin FARKAS</b>	<b>HUN</b>	KTM	215.1	212.5	212.5	211.7	211.7	212.7	<b>215.1</b>
5 <b>Leo RAMMERSTORFER</b>	<b>AUT</b>	KTM	213.4	212.1	173.3			199.6	<b>213.4</b>
28 <b>Máximo QUILES</b>	<b>SPA</b>	KTM	213.0	170.0				191.5	<b>213.4</b>
14 <b>Cormac BUCHANAN</b>	<b>NZE</b>	KTM	212.1	211.7	211.7	210.9	210.9	211.5	<b>212.1</b>
13 <b>Hakim DANISH</b>	<b>MAL</b>	KTM	211.7	210.5	209.7	209.7	209.7	210.3	<b>211.7</b>
23 <b>Rhys STEPHENSON</b>	<b>GBR</b>	KTM	211.7	173.9				192.8	<b>211.7</b>
54 <b>Alberto FERRANDEZ</b>	<b>SPA</b>	KTM	209.7	209.3	209.3	209.3	208.8	209.2	<b>209.7</b>

DORNA DATA PROCESSING TIMING SERVICE DORNA DATA PROCESSING TIMING SERVICE DORNA DATA PROCESSING TIMING SERVICE DORNA DATA PROCESSING TIMING SERVICE DORNA DATA PROCESSING TIMING SERVICE DORNA DATA PROCESSING TIMING SERVICE DORNA DATA PROCESSING TIMING SERVICE DORNA DATA PROCESSING TIMING SERVICE DORNA DATA PROCESSING TIMING SERVICE DORNA DATA PROCESSING TIMING SERVICE DORNA DATA PROCCESSS







**Race Nr.1**

**RookiesCup**

Lap	Lap Time	T1	T2	T3	T4	Speed	Lap	Lap Time	T1	T2	T3	T4	Speed
11	2'29.168	35.191	31.863	48.323	33.791	221.7	3	2'32.327	35.793	32.683	49.116	34.735	212.1
12	2'29.513	34.961	31.982	48.271	34.299	218.6	4	2'31.563	35.973	32.279	48.964	34.347	213.0
13	2'27.646	35.561	31.747	47.335	33.003	218.1	5	2'30.349	35.438	31.761	48.619	34.531	213.4
<b>7th 12 Jacob ROULSTONE</b> Red Bull MotoGP Roo AUS Runs=1 Total laps=13 Full laps=12 Valid laps=12							6	2'30.537	35.233	31.740	48.497	35.067	214.2
1	2'41.564	42.724	32.883	50.314	35.643	172.2	7	2'30.492	35.361	31.805	48.808	34.518	213.8
2	2'32.221	36.276	32.216	48.830	34.899	210.1	8	2'29.653	35.220	31.465	48.419	34.549	213.4
3	2'32.651	35.541	32.526	49.101	35.483	216.0	9	2'28.976	34.844	31.556	48.278	34.298	214.7
4	2'32.850	35.756	32.325	49.381	35.388	212.1	10	2'29.856	35.403	31.514	48.585	34.354	214.7
5	2'31.777	35.576	32.054	49.188	34.959	214.7	11	2'29.460	35.340	31.380	48.595	34.145	216.0
6	2'30.082	35.955	31.942	48.228	33.957	211.7	12	2'28.713	35.139	31.656	47.895	34.023	216.8
7	2'28.734	35.658	31.723	47.799	33.554	216.0	13	2'29.821 *	35.494	31.793	48.317	34.217*	220.4
8	2'29.808	35.183	32.196	48.419	34.010	214.7	<b>11th 56 Kevin FARKAS</b> Red Bull MotoGP Roo HUN Runs=1 Total laps=13 Full laps=12 Valid laps=12						
9	2'31.510	35.734	32.397	48.963	34.416	213.4	1	2'47.719	46.230	34.246	51.364	35.879	175.0
10	2'30.219	35.545	31.752	49.029	33.893	217.7	2	2'34.925	36.930	32.501	50.529	34.965	212.5
11	2'28.902	35.743	31.728	47.938	33.493	217.3	3	2'33.089	36.470	32.792	49.030	34.797	215.1
12	2'29.968	35.076	31.848	48.383	34.661	217.3	4	2'32.099	36.389	32.148	49.050	34.512	208.8
13	2'27.923	35.450	31.624	47.867	32.982	213.8	5	2'32.648	36.582	32.356	48.925	34.785	204.1
<b>8th 57 Danial SHAHRIL</b> Red Bull MotoGP Roo MAL Runs=1 Total laps=13 Full laps=12 Valid laps=12							6	2'31.700	36.381	31.936	48.814	34.569	211.7
1	2'45.043	45.046	34.160	50.553	35.284	177.0	7	2'30.006	35.723	31.851	47.941	34.491	210.1
2	2'32.766	36.362	32.630	48.753	35.021	214.2	8	2'29.887	35.597	31.638	48.322	34.330	212.5
3	2'32.369	36.235	32.872	48.675	34.587	211.3	9	2'30.674	35.647	31.807	48.722	34.498	211.7
4	2'30.863	36.120	32.267	48.021	34.455	210.5	10	2'30.013	35.778	31.786	48.257	34.192	211.3
5	2'30.164	35.806	31.984	47.910	34.464	210.9	11	2'30.662	35.906	32.077	48.451	34.228	210.5
6	2'29.820	35.587	31.875	48.100	34.258	213.0	12	2'30.213	35.866	31.463	48.712	34.172	210.1
7	2'29.838	35.667	32.026	48.162	33.983	208.8	13	2'32.682	35.981	32.139	48.966	35.596	211.3
8	2'30.815	35.508	32.097	49.093	34.117	213.0	<b>12th 27 Rico SALMELA</b> Red Bull MotoGP Roo FIN Runs=1 Total laps=13 Full laps=12 Valid laps=12						
9	2'29.967	35.366	31.952	48.323	34.326	219.0	1	2'38.891	42.984	32.913	49.048	33.946	172.2
10	2'30.287	35.606	31.979	48.679	34.023	218.6	2	2'29.056	35.875	32.330	47.787	33.064	213.8
11	2'29.076	35.388	31.896	48.017	33.775	221.7	3	2'26.938	35.098	31.481	47.140	33.219	217.3
12	2'29.389	35.118	31.973	48.139	34.159	219.9	4	3'00.213	1'01.580	34.671	49.055	34.907	216.0
13	2'28.537	35.775	31.820	47.547	33.395	215.1	5	2'32.008	36.205	32.600	48.730	34.473	206.1
<b>9th 88 Shinya EZAWA</b> Red Bull MotoGP Roo JPN Runs=1 Total laps=13 Full laps=12 Valid laps=11							6	2'30.612	36.317	32.417	47.869	34.009	207.2
1	2'47.000	45.748	34.647	50.732	35.873	172.8	7	2'30.632	36.033	32.709	47.996	33.894	207.6
2	2'34.213	36.313	32.942	49.315	35.643	211.7	8	2'29.887	36.041	32.237	47.795	33.814	208.8
3	2'32.957	36.262	32.255	49.010	35.430	209.7	9	2'29.755	36.059	32.361	47.694	33.641	210.1
4	2'31.321	36.089	31.964	48.397	34.871	209.3	10	2'30.229	36.058	32.107	47.708	34.356	210.9
5	2'30.398	35.764	31.601	47.967	35.066	208.4	11	2'30.312	36.299	32.140	47.449	34.424	212.5
6	2'29.586	35.611	31.616	47.506	34.853	209.3	12	2'30.098	36.147	32.049	47.658	34.244	213.4
7	2'30.063	35.248	31.533	48.029	35.253	209.7	13	2'29.171	35.982	32.033	47.428	33.728	210.9
8	2'29.528	35.401	31.624	47.700	34.803	210.1	<b>13th 8 Eddie O'SHEA</b> Red Bull MotoGP Roo GBR Runs=1 Total laps=13 Full laps=12 Valid laps=10						
9	2'29.007	35.255	31.751	47.436	34.565	210.9	1	2'47.653	45.223	34.358	52.050	36.022	173.6
10	2'29.055	35.295	31.406	47.773	34.581	212.5	2	2'35.996	36.873	32.549	50.683	35.891	215.1
11	2'28.824	35.221	31.615	47.660	34.328	214.2	3	2'34.248	36.956	32.611	49.225	35.456	214.2
12	2'28.858	35.147	31.511	47.793	34.407	211.7	4	2'32.015	36.742	31.790	48.595	34.888	213.4
13	2'29.855 *	35.909	31.822	47.433	34.691*	216.4	5	2'32.479	36.387	32.047	49.180	34.865	214.2
<b>10th 25 Alexander ENRIQUE</b> Red Bull MotoGP Roo USA Runs=1 Total laps=13 Full laps=12 Valid laps=11							6	2'31.210	36.061	31.654	48.768	34.727	215.5
1	2'46.149	46.014	33.993	50.748	35.394	176.4	7	2'31.796	36.292	31.600	48.784	35.120	215.1
2	2'32.811	36.677	32.068	49.042	35.024	213.8	8	2'30.974	36.059	31.609	48.525	34.781	214.2
							9	2'30.910	35.722	31.877	48.522	34.789	216.4
							10	2'30.916 *	36.025	31.635	48.664	34.592*	215.1

<b>Fastest Lap:</b>	Alberto FERRANDEZ	Red Bull MotoGP Roo	SPA	2'24.588	34.586	30.574	46.347	33.081
---------------------	-------------------	---------------------	-----	----------	--------	--------	--------	--------

DORNA DATA PROCESSING TIMING SERVICE DORNA DATA PROCESSING TIMING SERVICE DORNA DATA PROCESSING TIMING SERVICE DORNA DATA PROCESSING TIMING SERVICE DORNA DATA PROCESSING TIMING SERVICE DORNA DATA PROCESSING TIMING SERVICE DORNA DATA PROCESSING TIMING SERVICE DORNA DATA PROCESSING TIMING SERVICE DORNA DATA PROCESSING TIMING SERVICE DORNA DATA PROCCESSS



## Race Nr.1

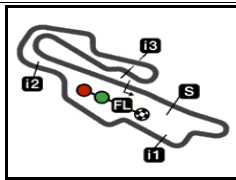
## RookiesCup

Lap	Lap Time	T1	T2	T3	T4	Speed	Lap	Lap Time	T1	T2	T3	T4	Speed		
11	2'30.178 *	35.841	31.481	48.305	34.551*	214.2	5	2'32.723	35.970	32.441	48.558	35.754	211.7		
12	2'30.570	35.909	31.378	48.529	34.754	214.2	6	2'30.846	35.490	32.106	48.071	35.179	215.5		
13	2'31.538	36.165	31.858	48.615	34.900	217.3	7	2'28.297	35.624	31.289	47.311	34.073	211.3		
14th	69	Marcos RUDA Red Bull MotoGP Roo SPA						8	2'27.688	35.103	31.310	47.148	34.127	215.5	
	Runs=1	Total laps=13		Full laps=12		Valid laps=12		unfinished	35.052				214.7		
1	2'45.990	44.672	34.308	51.094	35.916	173.0	18th	14	Cormac BUCHANA Red Bull MotoGP Roo NZE						
2	2'35.644	37.035	33.141	50.313	35.155	215.1		Runs=1	Total laps=7		Full laps=6		Valid laps=6		
3	2'33.889	36.772	32.858	48.894	35.365	216.8	1	2'38.924	43.187	31.970	48.601	35.166	168.7		
4	2'32.437	35.938	32.146	48.791	35.562	213.4	2	2'27.777	35.602	30.884	47.078	34.213	208.0		
5	2'32.778	36.352	32.296	48.773	35.357	210.1	3	2'27.569	35.212	30.979	47.141	34.237	212.1		
6	2'31.433	35.947	32.045	48.696	34.745	219.0	4	2'27.800	35.208	31.222	47.239	34.131	211.7		
7	2'32.996	35.649	31.982	50.174	35.191	213.4	5	2'27.739	35.160	31.353	46.999	34.227	210.9		
8	2'30.748	35.660	31.807	48.503	34.778	213.8	6	2'27.369	35.134	31.069	46.986	34.180	210.5		
9	2'31.030	35.623	32.179	48.509	34.719	213.8	7	2'27.980	35.097	31.209	47.317	34.357	210.9		
10	2'30.559	35.641	31.948	48.468	34.502	213.0		unfinished	35.127				211.7		
11	2'30.072	35.379	31.989	48.372	34.332	213.0	19th	13	Hakim DANISH Red Bull MotoGP Roo MAL						
12	2'30.515	35.437	32.100	48.583	34.395	213.0		Runs=1	Total laps=5		Full laps=4		Valid laps=4		
13	2'32.539	35.808	32.170	49.547	35.014	213.4	1	3'16.300	1'17.643	33.262	49.584	35.811	153.6		
15th	78	Jakob ROSENTHAL Red Bull MotoGP Roo AUT						2	2'32.351	36.686	32.796	48.016	34.853	209.7	
	Runs=1	Total laps=12		Full laps=11		Valid laps=11	3	2'30.366	35.719	31.897	47.813	34.937	209.7		
1	2'41.564	44.310	32.404	49.520	35.330	175.3	4	2'29.760	35.326	32.073	47.215	35.146	210.5		
2	2'29.713	35.295	32.150	48.017	34.251	211.7	5	2'28.063	35.127	31.554	47.114	34.268	209.7		
3	2'28.986	35.328	31.855	47.718	34.085	210.9		unfinished	34.545	31.027			211.7		
4	2'28.100	35.418	31.358	47.382	33.942	215.5	20th	28	Máximo QUILES Red Bull MotoGP Roo SPA						
5	2'27.591	35.070	31.103	47.589	33.829	215.5		Runs=1	Total laps=2		Full laps=1		Valid laps=1		
6	2'26.856	34.988	31.116	47.284	33.468	213.4	1	2'35.794	41.474	31.190	49.037	34.093	170.0		
7	2'25.983	34.655	30.809	47.040	33.479	216.4	2	2'27.427	34.278	30.654	48.574	33.921	213.0		
8	2'27.795	35.232	31.340	47.515	33.708	214.7	21st	5	Leo RAMMERSTOR Red Bull MotoGP Roo AUT						
9	2'27.207	34.915	31.177	47.512	33.603	216.8		Runs=1	Total laps=2		Full laps=1		Valid laps=1		
10	2'26.070	34.831	31.028	46.912	33.299	215.1	1	2'42.060	45.331	33.207	48.449	35.073	173.3		
11	2'25.546	34.616	30.958	46.876	33.096	208.4	2	2'29.864	35.966	31.980	47.694	34.224	212.1		
12	2'26.173	34.495	31.010	46.998	33.670	214.7		unfinished	35.471				213.4		
16th	94	Guido PINI Red Bull MotoGP Roo ITA						22nd	23	Rhys STEPHENSON Red Bull MotoGP Roo GBR					
	Runs=1	Total laps=12		Full laps=11		Valid laps=11		Runs=1	Total laps=1		Full laps=0		Valid laps=0		
1	2'42.057	44.375	33.046	49.419	35.217	170.3	1	2'46.136	45.864	33.900	50.472	35.900	173.9		
2	2'29.395	35.605	31.855	47.880	34.055	213.0		unfinished	37.993				211.7		
3	2'28.601	34.867	31.680	47.896	34.158	216.8									
4	2'28.110	35.223	31.184	47.686	34.017	210.9									
5	2'27.215	34.931	30.961	47.445	33.878	211.7									
6	2'26.783	34.674	31.077	47.278	33.754	213.8									
7	2'26.608	34.768	30.844	47.332	33.664	210.9									
8	2'27.568	34.797	31.387	47.686	33.698	213.8									
9	2'27.223	34.894	31.191	47.608	33.530	210.9									
10	2'25.997	34.773	31.133	46.932	33.159	211.3									
11	2'25.739	34.601	31.005	47.000	33.133	211.7									
12	2'26.310	34.716	31.084	47.094	33.416	211.7									
17th	2	Amaury MIZERA Red Bull MotoGP Roo FRA													
	Runs=1	Total laps=8		Full laps=7		Valid laps=7									
1	2'47.935	45.528	34.290	51.774	36.343	175.6									
2	2'34.317	36.902	32.736	49.186	35.493	219.0									
3	2'33.583	36.750	32.552	49.091	35.190	214.2									
4	2'32.012	36.123	32.164	48.696	35.029	217.7									

**Fastest Lap:** Alberto FERRANDEZ Red Bull MotoGP Roo SPA 2'24.588 34.586 30.574 46.347 33.081

DORNA DATA PROCESSING TIMING SERVICE DORNA DATA PROCESSING TIMING SERVICE DORNA DATA PROCESSING TIMING SERVICE DORNA DATA PROCESSING TIMING SERVICE DORNA DATA PROCESSING TIMING SERVICE DORNA DATA PROCESSING TIMING SERVICE DORNA DATA PROCCESSS





5245 m.

# GRAN PREMIO D'ITALIA OAKLEY

## Official Starting Grid

Race : 13 laps = 68.185 km

# RookiesCup



1	<b>3</b> 2'01.053 <b>12 Jacob ROULSTONE</b> KTM	<b>2</b> 2'00.860 <b>28 Máximo QUILES</b> KTM	<b>1</b> 2'00.750 <b>18 Angel PIQUERAS</b> KTM
2	<b>6</b> 2'01.258 <b>27 Rico SALMELA</b> KTM	<b>5</b> 2'01.233 <b>14 Cormac BUCHANAN</b> KTM	<b>4</b> 2'01.210 <b>94 Guido PINI</b> KTM
3	<b>9</b> 2'01.443 <b>8 Eddie O'SHEA</b> KTM	<b>8</b> 2'01.299 <b>69 Marcos RUDA</b> KTM	<b>7</b> 2'01.272 <b>54 Alberto FERRANDEZ</b> KTM
4	<b>12</b> 2'01.799 <b>2 Amaury MIZERA</b> KTM	<b>11</b> 2'01.707 <b>83 Alvaro CARPE</b> KTM	<b>10</b> 2'01.652 <b>67 Casey O'GORMAN</b> KTM
5	<b>15</b> 2'02.050 <b>5 Leo RAMMERSTORFER</b> KTM	<b>14</b> 2'02.041 <b>13 Hakim DANISH</b> KTM	<b>13</b> 2'01.892 <b>78 Jakob ROSENTHALER</b> KTM
6	<b>18</b> 2'02.799 <b>88 Shinya EZAWA</b> KTM	<b>17</b> 2'02.726 <b>57 Danial SHAHRIL</b> KTM	<b>16</b> 2'02.199 <b>95 Marco MORELLI</b> KTM
7	<b>21</b> 2'05.037 <b>25 Alexander ENRIQUEZ</b> KTM	<b>20</b> 2'03.283 <b>56 Kevin FARKAS</b> KTM	<b>19</b> 2'03.099 <b>93 Arbi ADITAMA</b> KTM
8			<b>22</b> 2'05.178 <b>23 Rhys STEPHENSON</b> KTM

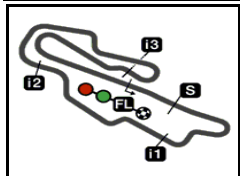
The results are provisional until the end of the limit for protest and appeals and until the ratification of the Event Management Committee.

Time limit for protest expires 60' at the latest after publication of the results - ..... Time: .....

DORNA DATA PROCESSING TIMING SERVICE DORNA DATA PROCESSING TIMING SERVICE DORNA DATA PROCESSING TIMING SERVICE DORNA DATA PROCESSING TIMING SERVICE DORNA DATA PROCESSING TIMING SERVICE DORNA DATA PROCESSING TIMING SERVICE DORNA DATA PROCESSING TIMING SERVICE DORNA DATA PROCESSING TIMING SERVICE DORNA DATA PROCCESSS







5245 m.

**GRAN PREMIO D'ITALIA OAKLEY**

**Race Nr.1**

**Lap Chart**

Pos	1	2	3	4	5	6	7	8	9	10	11	12	13	14	15	16	17	18	19	20	21	22
Grid	18	28	12	94	14	27	54	69	8	67	83	2	78	13	5	95	57	88	93	56	25	23

1 28 27 14 **54** 67 78 12 83 94 5 93 18 57 69 23 25 88 8 56 2 95 13

2 28 **54** 14 27 67 78 94 5 83 12 93 57 18 25 88 69 2 56 8 95 13

3 **54** 14 27 67 94 78 12 83 93 57 18 25 88 69 56 2 8 95 13

4 **54** 14 67 94 78 12 93 83 57 18 25 88 56 2 69 8 95 27 13

5 **54** 14 67 94 78 83 12 57 93 18 25 88 56 2 69 95 8 27 13

6 **54** 14 94 67 78 57 12 18 83 93 25 88 2 95 69 56 8 27

7 **54** 14 94 78 67 18 12 57 83 93 25 88 95 2 56 69 8 27

8 **54** 94 78 67 18 12 93 83 57 25 88 95 2 56 69 8 27

9 **54** 94 78 67 93 83 12 18 57 25 95 88 56 69 8 27

10 **54** 94 78 67 95 18 12 93 83 57 25 88 56 69 8 27

L 11 **54** 94 78 67 95 18 93 12 83 57 88 25 56 69 8 27

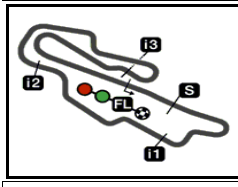
a 12 **54** 78 94 67 95 12 18 93 57 83 88 25 56 69 27 8

P 13 **54** 67 95 18 93 83 12 57 88 25 56 27 8 69

s

Winner     Lapped rider

DORNA DATA PROCESSING TIMING SERVICE DORNA DATA PROCESSING TIMING SERVICE DORNA DATA PROCESSING TIMING SERVICE DORNA DATA PROCESSING TIMING SERVICE DORNA DATA PROCESSING TIMING SERVICE DORNA DATA PROCESSING TIMING SERVICE DORNA DATA PROCESSING TIMING SERVICE DORNA DATA PROCESSING TIMING SERVICE DORNA DATA PROCESSING TIMING SERVICE DORNA DATA PROCESSING TIMING SERVICE DORNA DATA PROCCESSSS




5245 m.

## GRAN PREMIO D'ITALIA OAKLEY

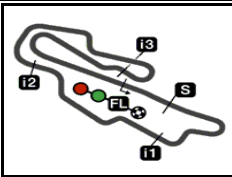
### Race Nr.1

### Fastest Lap of Each Rider

	Rider	Nation	Team	Motorcycle	Time	Lap	Total	Gap
1	54 <b>Alberto FERRANDEZ</b>	SPA	Red Bull MotoGP Rookies Cup	KTM	<b>2'24.588</b>	9	13	
2	78 <b>Jakob ROSENTHALER</b>	AUT	Red Bull MotoGP Rookies Cup	KTM	<b>2'25.546</b>	11	12	0.958 0.958
3	94 <b>Guido PINI</b>	ITA	Red Bull MotoGP Rookies Cup	KTM	<b>2'25.739</b>	11	12	1.151 0.193
4	67 <b>Casey O'GORMAN</b>	IRL	Red Bull MotoGP Rookies Cup	KTM	<b>2'25.838</b>	10	13	1.250 0.099
5	95 <b>Marco MORELLI</b>	ARG	Red Bull MotoGP Rookies Cup	KTM	<b>2'25.838</b>	11	13	1.250
6	27 <b>Rico SALMELA</b>	FIN	Red Bull MotoGP Rookies Cup	KTM	<b>2'26.938</b>	3	13	2.350 1.100
7	14 <b>Cormac BUCHANAN</b>	NZE	Red Bull MotoGP Rookies Cup	KTM	<b>2'27.369</b>	6	7	2.781 0.431
8	28 <b>Máximo QUILES</b>	SPA	Red Bull MotoGP Rookies Cup	KTM	<b>2'27.427</b>	2	2	2.839 0.058
9	93 <b>Arbi ADITAMA</b>	INA	Red Bull MotoGP Rookies Cup	KTM	<b>2'27.577</b>	13	13	2.989 0.150
10	18 <b>Angel PIQUERAS</b>	SPA	Red Bull MotoGP Rookies Cup	KTM	<b>2'27.579</b>	13	13	2.991 0.002
11	83 <b>Alvaro CARPE</b>	SPA	Red Bull MotoGP Rookies Cup	KTM	<b>2'27.646</b>	13	13	3.058 0.067
12	2 <b>Amaury MIZERA</b>	FRA	Red Bull MotoGP Rookies Cup	KTM	<b>2'27.688</b>	8	8	3.100 0.042
13	12 <b>Jacob ROULSTONE</b>	AUS	Red Bull MotoGP Rookies Cup	KTM	<b>2'27.923</b>	13	13	3.335 0.235
14	13 <b>Hakim DANISH</b>	MAL	Red Bull MotoGP Rookies Cup	KTM	<b>2'28.063</b>	5	5	3.475 0.140
15	57 <b>Danial SHAHRIL</b>	MAL	Red Bull MotoGP Rookies Cup	KTM	<b>2'28.537</b>	13	13	3.949 0.474
16	25 <b>Alexander ENRIQUEZ</b>	USA	Red Bull MotoGP Rookies Cup	KTM	<b>2'28.713</b>	12	13	4.125 0.176
17	88 <b>Shinya EZAWA</b>	JPN	Red Bull MotoGP Rookies Cup	KTM	<b>2'28.824</b>	11	13	4.236 0.111
18	5 <b>Leo RAMMERSTORFER</b>	AUT	Red Bull MotoGP Rookies Cup	KTM	<b>2'29.864</b>	2	2	5.276 1.040
19	56 <b>Kevin FARKAS</b>	HUN	Red Bull MotoGP Rookies Cup	KTM	<b>2'29.887</b>	8	13	5.299 0.023
20	69 <b>Marcos RUDA</b>	SPA	Red Bull MotoGP Rookies Cup	KTM	<b>2'30.072</b>	11	13	5.484 0.185
21	8 <b>Eddie O'SHEA</b>	GBR	Red Bull MotoGP Rookies Cup	KTM	<b>2'30.570</b>	12	13	5.982 0.498







5245 m.

## 2023 Riders Performance

(Qualifying Position - Starting Position - Race Position)

Rider	Points	POR	POR	SPA	SPA	FRA	FRA	ITA	ITA	NED	NED	AUT	AUT	RSM	RSM							
1 <b>PIQUERAS Angel</b>	<b>158</b>	1	1	3	3	4	4	1														
		1-1	1-1	3-1	3-2	4-1	4-1	1-4	-	-	-	-	-	-	-	-	-	-	-	-	-	-
2 <b>CARPE Alvaro</b>	<b>79</b>	7	7	10	10	8	8	11														
		7-2	7-6	10-4	10-3	8-6	8-NC	11-6	-	-	-	-	-	-	-	-	-	-	-	-	-	-
3 <b>FERRANDEZ Alberto</b>	<b>76</b>	5	5	7	7	16	16	7														
		5-6	5-NC	7-7	7-9	16-7	16-3	7-1	-	-	-	-	-	-	-	-	-	-	-	-	-	-
4 <b>SALMELA Rico</b>	<b>73</b>	6	6	11	11	2	2	6														
		6-3	6-5	11-5	11-5	2-2	2-NC	6-12	-	-	-	-	-	-	-	-	-	-	-	-	-	-
5 <b>QUILES Máximo</b>	<b>65</b>	9	9	1	1	7	7	2														
		9-21	9-11	1-3	1-1	7-4	7-10	2-NC	-	-	-	-	-	-	-	-	-	-	-	-	-	-
6 <b>ROULSTONE Jacob</b>	<b>64</b>	20	20	4	4	9	9	3														
		20-13	20-9	4-2	4-6	9-11	9-6	3-7	-	-	-	-	-	-	-	-	-	-	-	-	-	-
7 <b>MORELLI Marco</b>	<b>64</b>	18	18	2	2	1	1	16														
		18-11	18-7	2-11	2-4	1-13	1-4	16-3	-	-	-	-	-	-	-	-	-	-	-	-	-	-
8 <b>O'GORMAN Casey</b>	<b>61</b>	3	3	9	9	10	10	10														
		3-4	3-4	9-10	9-7	10-NL	10-NC	10-2	-	-	-	-	-	-	-	-	-	-	-	-	-	-
9 <b>DANISH Hakim</b>	<b>46</b>	8	8	17	17	12	12	14														
		8-5	8-3	16-9	16-11	12-9	12-NC	23-NC	-	-	-	-	-	-	-	-	-	-	-	-	-	-
10 <b>PINI Guido</b>	<b>43</b>	14	14	12	12	3	3	4														
		14-12	14-NC	12-8	12-NC	3-5	3-2	4-NC	-	-	-	-	-	-	-	-	-	-	-	-	-	-
11 <b>MOODLEY Ruché</b>	<b>42</b>	2	2	6	6	13	13															
		2-8	2-NC	6-6	6-8	13-3	13-NC	-	-	-	-	-	-	-	-	-	-	-	-	-	-	-
12 <b>RUDA Marcos</b>	<b>38</b>	19	19	14	14	11	11	8														
		19-7	19-2	14-14	14-12	11-NL	11-15	8-14	-	-	-	-	-	-	-	-	-	-	-	-	-	-
13 <b>LUCIANO Lorenz</b>	<b>32</b>	4	4	13	13	14	14															
		4-10	4-8	13-16	13-10	14-12	14-8	-	-	-	-	-	-	-	-	-	-	-	-	-	-	-

NC=Not classified NL=Not finished first lap NP=Not started race re-start N2=Not finished first lap race re-start EX=Excluded NS=Not Started DS=Disqualified

DORNA DATA PROCESSING TIMING SERVICE DORNA DATA PROCESSING TIMING SERVICE DORNA DATA PROCESSING TIMING SERVICE DORNA DATA PROCESSING TIMING SERVICE DORNA DATA PROCESSING TIMING SERVICE DORNA DATA PROCESSING TIMING SERVICE DORNA DATA PROCESSING TIMING SERVICE DORNA DATA PROCESSING TIMING SERVICE DORNA DATA PROCESSING TIMING SERVICE DORNA DATA PROCESSING TIMING SERVICE DORNA DATA PROCCESSS



Rider	Points	POR	POR	SPA	SPA	FRA	FRA	ITA	ITA	NED	NED	AUT	AUT	RSM	RSM							
14 ADITAMA Arbi	30	21	21	8	8	17	17	19														
		21-15	21-12	8-13	8-18	17-14	17-7	19-5	-	-	-	-	-	-	-	-	-	-	-	-	-	-
15 BUCHANAN Cormac	24	15	15	15	15	6	6	5														
		15-14	15-NC	15-15	15-14	6-8	6-5	5-NC	-	-	-	-	-	-	-	-	-	-	-	-	-	-
16 SHAHRIL Danial	21	11	11	16	16			17														
		11-9	11-10	-NS	-NS	-	-	17-8	-	-	-	-	-	-	-	-	-	-	-	-	-	-
17 O'SHEA Eddie	11	10	10			15	15	9														
		10-NC	10-NC	-	-	15-15	15-9	9-13	-	-	-	-	-	-	-	-	-	-	-	-	-	-
18 EZAWA Shinya	10	24	24	22	22	22	22	18														
		24-18	24-19	21-19	21-16	22-19	22-13	18-9	-	-	-	-	-	-	-	-	-	-	-	-	-	-
19 THOMPSON Carter	8	12	12	18	18	5	5															
		12-20	12-15	17-17	17-15	5-10	-NS	-	-	-	-	-	-	-	-	-	-	-	-	-	-	-
20 BOGGIO Dodo	8	NC	NC	5	5	18	18	NC														
		-NS	-NS	-NL	5-13	18-NC	18-11	-NS	-	-	-	-	-	-	-	-	-	-	-	-	-	-
21 ROSENTHALER Jakob	8	17	17	19	19	20	20	13														
		17-17	17-17	18-12	18-17	20-16	20-12	13-NC	-	-	-	-	-	-	-	-	-	-	-	-	-	-
22 FARKAS Kevin	7	13	13	20	20	19	19	20														
		13-NC	13-14	19-18	19-19	19-17	19-NC	20-11	-	-	-	-	-	-	-	-	-	-	-	-	-	-
23 ENRIQUEZ Alexander	6	25	25	25	25	25	25	21														
		25-19	25-NC	24-23	24-21	25-NC	25-NC	21-10	-	-	-	-	-	-	-	-	-	-	-	-	-	-
24 MIZERA Amaury	3	16	16	24	24	21	21	12														
		16-16	16-13	23-22	23-NC	21-18	21-NC	12-NC	-	-	-	-	-	-	-	-	-	-	-	-	-	-
25 RAMMERSTORFER Leo	2	23	23	21	21	23	23	15														
		23-22	23-18	20-21	20-20	23-20	23-14	15-NC	-	-	-	-	-	-	-	-	-	-	-	-	-	-
26 STEPHENSON Rhys	0	22	22	23	23	24	24	22														
		22-NC	22-16	22-20	22-NC	24-NC	24-NC	22-NC	-	-	-	-	-	-	-	-	-	-	-	-	-	-

NC=Not classified NL=Not finished first lap NP=Not started race re-start N2=Not finished first lap race re-start EX=Excluded NS=Not Started DS=Disqualified

DORNA DATA PROCESSING TIMING SERVICE DORNA DATA PROCESSING TIMING SERVICE DORNA DATA PROCESSING TIMING SERVICE DORNA DATA PROCESSING TIMING SERVICE DORNA DATA PROCESSING TIMING SERVICE DORNA DATA PROCESSING TIMING SERVICE DORNA DATA PROCESSING TIMING SERVICE DORNA DATA PROCESSING TIMING SERVICE DORNA DATA PROCESSING TIMING SERVICE DORNA DATA PROCESSING



