

GRAN PREMIO D'ITALIA OAKLEY

Race Nr.2

Classification after 13 laps = 68.185 km

Pos		Rider	Nation	Team	Motorcycle	Total Time	Km/h	Gap
1	25	Máximo QUILLES	SPA	Red Bull MotoGP Rookies Cup	KTM	26'50.807	152.3	
2	20	Angel PIQUERAS	SPA	Red Bull MotoGP Rookies Cup	KTM	26'50.972	152.3	0.165
3	16	Guido PINI	ITA	Red Bull MotoGP Rookies Cup	KTM	26'51.087	152.3	0.280
4	13	Rico SALMELA	FIN	Red Bull MotoGP Rookies Cup	KTM	26'51.210	152.3	0.403
5	11	Alberto FERRANDEZ	SPA	Red Bull MotoGP Rookies Cup	KTM	26'51.225	152.3	0.418
6	10	Hakim DANISH	MAL	Red Bull MotoGP Rookies Cup	KTM	26'51.252	152.3	0.445
7	9	Marcos RUDA	SPA	Red Bull MotoGP Rookies Cup	KTM	26'51.303	152.3	0.496
8	8	Alvaro CARPE	SPA	Red Bull MotoGP Rookies Cup	KTM	26'51.313	152.3	0.506
9	7	Jacob ROULSTONE	AUS	Red Bull MotoGP Rookies Cup	KTM	26'51.394	152.3	0.587
10	6	Jakob ROSENTHALER	AUT	Red Bull MotoGP Rookies Cup	KTM	26'51.556	152.3	0.749
11	5	Arbi ADITAMA	INA	Red Bull MotoGP Rookies Cup	KTM	26'53.148	152.1	2.341
12	4	Marco MORELLI	ARG	Red Bull MotoGP Rookies Cup	KTM	26'53.205	152.1	2.398
13	3	Shinya EZAWA	JPN	Red Bull MotoGP Rookies Cup	KTM	26'53.289	152.1	2.482
14	2	Danial SHAHRIL	MAL	Red Bull MotoGP Rookies Cup	KTM	26'54.614	152.0	3.807
15	1	Amaury MIZERA	FRA	Red Bull MotoGP Rookies Cup	KTM	27'06.779	150.8	15.972
16		Kevin FARKAS	HUN	Red Bull MotoGP Rookies Cup	KTM	27'06.782	150.8	15.975
17		Leo RAMMERSTORFER	AUT	Red Bull MotoGP Rookies Cup	KTM	27'06.787	150.8	15.980
18		Rhys STEPHENSON	GBR	Red Bull MotoGP Rookies Cup	KTM	27'39.936	147.8	49.129
19		Alexander ENRIQUEZ	USA	Red Bull MotoGP Rookies Cup	KTM	27'43.272	147.5	52.465

Not classified

8	Eddie O'SHEA	GBR	Red Bull MotoGP Rookies Cup	KTM	18'47.270	150.7	4 laps
67	Casey O'GORMAN	IRL	Red Bull MotoGP Rookies Cup	KTM	12'34.807	150.0	7 laps
14	Cormac BUCHANAN	NZE	Red Bull MotoGP Rookies Cup	KTM	12'35.239	150.0	7 laps

Race condition: Dry

Air: 18°
Humidity: 66%
Ground: 20°

Pole Position:

Fastest Lap:

Best Race Lap:

All Time Lap Record:

Lap 13	Arbi ADITAMA	2'01.740	155.1 Km/h	
2018	Adrian HUERTAS	2'00.957	156.1 Km/h	
2023	Angel PIQUERAS	2'00.750	156.3 Km/h	

8:40'00

8:50'00

8:53'02

8:55'01

9:06'32 Alexander ENRIQUEZ

9:07'30 Cormac BUCHANAN

9:07'30 Casey O'GORMAN

9:07'33 Angel PIQUERAS

9:08'31 Jakob ROSENTHALER

9:11'02 Marco MORELLI

9:13'10 Guido PINI

9:13'56 Eddie O'SHEA

9:15'14 Amaury MIZERA

9:17'48 Alexander ENRIQUEZ

9:20'35 Alexander ENRIQUEZ

SIGHTING LAP START

WARM UP LAP START

RACE START

No jump starts

track limits warning

crashed out - Medical Centre

crashed out - Rider OK

track limits warning

track limits warning

track limits warning

track limits warning

crashed out - Rider OK

track limits warning

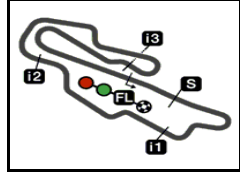
long lap penalty due to exceeding track limit

long lap penalty - COMPLETED

The results are provisional until the end of the limit for protest and appeals.

Time limit for protest expires 30' after publication of the results - Time:

DORNA DATA PROCESSING TIMING SERVICE DORNA DATA PROCESSING TIMING SERVICE DORNA DATA PROCESSING TIMING SERVICE DORNA DATA PROCESSING TIMING SERVICE DORNA DATA PROCESSING TIMING SERVICE DORNA DATA PROCESSING TIMING SERVICE DORNA DATA PROCESSING TIMING SERVICE DORNA DATA PROCESSING TIMING SERVICE DORNA DATA PROCESSING TIMING SERVICE DORNA DATA PROCESSING TIMING SERVICE DORNA DATA PROCCESSS



5245 m.

GRAN PREMIO D'ITALIA OAKLEY Race Nr.2

Chronological Analysis of Performances

* Lap / Sector time cancelled

T1 Time from finish line to 1st intermediate

T3 Time from 2nd intermed. to 3rd intermed.

P Crossing the finish line in pit lane

T2 Time from 1st intermed. to 2nd intermed.

T4 Time from 3rd intermediate to finish line

Lap	Lap Time	T1	T2	T3	T4	Speed	Lap	Lap Time	T1	T2	T3	T4	Speed
1st 28 Máximo QUILES Red Bull MotoGP Roo SPA Runs=1 Total laps=13 Full laps=12 Valid laps=12							13	2'02.391	29.954	24.794	38.804	28.839	222.6
1	2'13.601	38.128	26.075	39.625	29.773	175.8							
2	2'04.762	30.946	25.786	38.855	29.175	216.4							
3	2'04.222	30.202	25.525	39.001	29.494	231.2							
4	2'04.373	30.264	25.603	39.073	29.433	221.7							
5	2'03.668	30.154	25.540	38.852	29.122	223.6							
6	2'03.585	30.289	25.799	38.590	28.907	221.3							
7	2'02.719	29.529	25.363	38.411	29.416	222.6							
8	2'02.373	29.576	24.992	38.488	29.317	216.8							
9	2'02.210	29.530	24.997	38.345	29.338	218.1							
10	2'01.950	29.557	24.892	38.178	29.323	216.4							
11	2'02.308	29.545	25.011	38.234	29.518	216.4							
12	2'02.812	29.645	25.070	38.560	29.537	216.8							
13	2'02.224	29.783	24.916	38.283	29.242	219.5							
4th 27 Rico SALMELA Red Bull MotoGP Roo FIN Runs=1 Total laps=13 Full laps=12 Valid laps=10							1	2'13.364	38.425	25.953	39.222	29.764	177.9
2	2'04.256	30.041	25.634	38.826	29.755	216.4							
3	2'04.905	*	30.72	*	25.509	39.062	29.607	213.8					
4	2'04.069	30.195	25.681	38.661	29.532	222.2							
5	2'03.472	*	29.851	25.517	*	38.505	29.599	217.3					
6	2'03.905	30.236	25.209	38.993	29.467	215.1							
7	2'03.303	29.688	25.294	39.104	29.217	218.6							
8	2'02.703	29.975	25.195	38.544	28.989	224.5							
9	2'01.922	29.635	24.993	38.254	29.040	221.3							
10	2'02.137	30.050	24.884	38.232	28.971	218.1							
11	2'02.104	29.781	24.958	38.099	29.266	225.4							
12	2'02.968	30.136	25.206	38.270	29.356	216.8							
13	2'02.102	29.680	25.407	38.148	28.867	231.2							
2nd 18 Angel PIQUERAS Red Bull MotoGP Roo SPA Runs=1 Total laps=13 Full laps=12 Valid laps=9							1	2'13.722	38.365	26.357	39.411	29.589	170.3
2	2'04.379	*	30.328	25.556	39.081	29.414	*	219.9					
3	2'04.422	30.101	25.419	39.186	29.716	229.7							
4	2'04.587	30.555	25.682	39.059	29.291	217.3							
5	2'03.506	*	29.878	25.458	38.844	29.326	*	226.8					
6	2'03.431	29.833	25.165	38.789	29.644	224.5							
7	2'03.494	*	30.296	25.460	*	38.617	29.121	219.9					
8	2'02.394	29.879	25.328	38.071	29.116	229.7							
9	2'01.942	29.541	24.921	38.389	29.091	225.4							
10	2'02.078	29.885	24.920	38.221	29.052	221.3							
11	2'02.247	29.477	25.012	38.254	29.504	227.3							
12	2'02.796	29.686	25.121	38.589	29.400	222.2							
13	2'01.974	29.212	25.069	38.527	29.166	230.2							
5th 54 Alberto FERRANDE Red Bull MotoGP Roo SPA Runs=1 Total laps=13 Full laps=12 Valid laps=10							1	2'13.641	38.595	25.834	39.256	29.956	173.9
2	2'04.486	30.747	25.494	38.885	29.360	216.4							
3	2'04.073	29.860	25.439	38.903	29.871	225.9							
4	2'04.455	*	30.203	25.623	38.759	*	29.870	212.5					
5	2'03.636	30.050	25.568	38.571	29.447	217.7							
6	2'04.036	30.472	25.237	38.926	29.401	218.1							
7	2'02.985	29.676	25.275	38.880	29.154	225.0							
8	2'02.181	29.559	24.996	38.523	29.103	223.6							
9	2'02.289	29.724	24.980	38.086	29.499	220.4							
10	2'01.985	*	29.718	24.966	38.157	*	29.144	217.7					
11	2'02.209	29.442	25.112	38.058	29.597	221.7							
12	2'02.698	29.958	25.004	38.314	29.422	212.1							
13	2'02.551	30.044	25.056	38.322	29.129	221.3							
3rd 94 Guido PINI Red Bull MotoGP Roo ITA Runs=1 Total laps=13 Full laps=12 Valid laps=9							1	2'13.973	38.728	25.876	39.949	29.420	173.9
2	2'03.882	*	30.04	*	25.448	38.956	29.434	229.2					
3	2'04.713	30.067	25.559	38.970	30.117	224.0							
4	2'04.125	30.098	25.664	38.870	29.493	222.2							
5	2'03.979	*	30.143	25.645	38.879	29.312	*	219.9					
6	2'03.467	30.178	25.214	38.734	29.341	222.2							
7	2'03.078	29.718	25.201	38.634	29.525	222.2							
8	2'02.229	29.524	24.927	38.464	29.314	225.9							
9	2'02.341	29.690	24.885	38.351	29.415	222.6							
10	2'02.535	*	30.108	25.092	*	38.179	29.156	216.4					
11	2'01.796	29.673	25.046	37.914	29.163	224.0							
12	2'02.578	30.076	24.911	38.242	29.349	216.8							
6th 13 Hakim DANISH Red Bull MotoGP Roo MAL Runs=1 Total laps=13 Full laps=12 Valid laps=10							1	2'13.776	39.247	25.980	39.200	29.349	177.9
2	2'03.887	29.839	25.590	38.821	29.637	217.7							
3	2'04.916	30.381	25.533	39.010	29.992	216.0							
4	2'05.257	30.547	25.569	39.953	29.188	219.0							
5	2'03.188	30.043	25.372	38.816	28.957	229.7							
6	2'03.650	30.057	25.805	38.870	28.918	226.4							
7	2'03.029	30.119	25.244	38.460	29.206	228.3							
8	2'02.420	29.688	25.452	38.267	29.013	229.7							
9	2'01.932	29.592	25.127	38.142	29.071	227.8							
10	2'01.756	29.211	25.111	38.133	29.301	226.4							

Fastest Lap: Arbi ADITAMA

Red Bull MotoGP Roo INA

2'01.740

29.365

25.083

38.007

29.285

DORNA DATA PROCESSING TIMING SERVICE DORNA DATA PROCESSING TIMING SERVICE DORNA DATA PROCESSING TIMING SERVICE DORNA DATA PROCESSING TIMING SERVICE DORNA DATA PROCESSING TIMING SERVICE DORNA DATA PROCESSING TIMING SERVICE DORNA DATA PROCCESSS



Race Nr.2

RookiesCup

Lap	Lap Time	T1	T2	T3	T4	Speed	Lap	Lap Time	T1	T2	T3	T4	Speed
11	2'02.534 *	29.92*	25.446	37.959	29.205	221.3	3	2'04.064	30.167	25.605	38.802	29.490	227.3
12	2'02.492 *	29.291	25.268	38.555*	29.378	225.9	4	2'04.621	30.339	25.834	39.318	29.130	224.5
13	2'02.415	29.697	25.341	38.310	29.067	226.8	5	2'03.624	30.260	25.264	38.903	29.197	228.8
7th 69 Marcos RUDA Red Bull MotoGP Roo SPA Runs=1 Total laps=13 Full laps=12 Valid laps=10							6	2'03.480 *	30.251	25.635	38.729*	28.865	229.2
1	2'14.356	38.889	25.938	39.948	29.581	177.0	7	2'03.613 *	30.230	25.515*	38.735	29.133*	215.1
2	2'04.390	30.268	25.861	38.881	29.380	225.0	8	2'02.759	29.810	25.229	38.598	29.122	228.3
3	2'04.591 *	29.924	25.683	39.143	29.841*	226.8	9	2'02.512	29.624	25.143	38.726	29.019	229.2
4	2'04.148	30.256	25.676	39.137	29.079	219.9	10	2'02.247	29.698	25.134	38.335	29.080	224.5
5	2'03.220	29.713	25.370	38.861	29.276	230.2	11	2'02.193	29.808	25.074	38.147	29.164	214.7
6	2'03.215	29.819	25.167	38.533	29.696	223.6	12	2'01.821	29.618	24.923	38.273	29.007	223.6
7	2'03.382	30.149	25.604	38.639	28.990	216.4	13	2'01.957	29.625	25.159	38.285	28.888	227.3
8	2'02.195	29.718	24.927	38.365	29.185	221.3	11th 93 Arbi ADITAMA Red Bull MotoGP Roo INA Runs=1 Total laps=13 Full laps=12 Valid laps=11						
9	2'02.249	29.788	25.031	38.319	29.111	218.6	1	2'14.726	39.585	26.288	39.444	29.409	181.5
10	2'02.204	29.868	24.931	38.226	29.179	217.3	2	2'04.271	30.219	26.075	38.794	29.183	226.8
11	2'02.174	29.527	25.056	38.237	29.354	224.0	3	2'04.327	29.940	25.847	38.960	29.580	223.1
12	2'02.492 *	29.613	25.008	38.399*	29.472	218.6	4	2'05.051	30.406	25.825	39.446	29.374	218.6
13	2'02.687	29.459	25.156	38.445	29.627	220.8	5	2'02.940	29.665	25.408	38.764	29.103	225.9
8th 83 Alvaro CARPE Red Bull MotoGP Roo SPA Runs=1 Total laps=13 Full laps=12 Valid laps=11							6	2'03.914	30.056	25.755	38.829	29.274	227.8
1	2'14.087	38.993	26.141	39.724	29.229	176.4	7	2'04.094	29.903	25.577	39.361	29.253	229.2
2	2'03.884	30.116	25.424	38.906	29.438	227.3	8	2'02.251	29.419	25.338	38.224	29.270	224.5
3	2'04.298	29.680	25.621	38.807	30.190	229.2	9	2'02.199	29.641	25.240	38.208	29.110	221.7
4	2'04.441 *	30.212	25.729	38.739*	29.761	219.0	10	2'02.796	29.903	25.119	38.365	29.409	226.4
5	2'03.360	29.909	25.450	38.594	29.407	217.7	11	2'02.317	29.576	25.111	38.252	29.378	219.9
6	2'03.980	30.040	25.284	39.289	29.367	216.8	12	2'02.522 *	29.60*	25.365	38.297	29.255	219.9
7	2'03.066	29.855	25.301	38.644	29.266	219.0	13	2'01.740	29.365	25.083	38.007	29.285	221.7
8	2'02.480	30.092	25.084	38.254	29.050	222.2	12th 95 Marco MORELLI Red Bull MotoGP Roo ARG Runs=1 Total laps=13 Full laps=12 Valid laps=9						
9	2'02.133	29.378	24.955	38.604	29.196	223.6	1	2'14.787	39.841	25.992	39.238	29.716	178.2
10	2'01.803	29.484	24.830	38.228	29.261	218.1	2	2'04.580	30.736	25.404	39.010	29.430	227.3
11	2'02.448	29.615	24.945	38.368	29.520	219.0	3	2'04.080	29.828	25.594	39.285	29.373	225.4
12	2'03.066	30.132	25.086	38.377	29.471	211.3	4	2'04.451	29.912	25.720	39.460	29.359	226.4
13	2'02.267	29.426	24.879	38.521	29.441	229.7	5	2'03.142	29.951	25.330	38.692	29.169	227.3
9th 12 Jacob ROULSTONE Red Bull MotoGP Roo AUS Runs=1 Total laps=13 Full laps=12 Valid laps=11							6	2'03.573 *	30.142	25.090	39.186	29.155*	225.0
1	2'13.593	38.228	25.920	39.299	30.146	172.2	7	2'02.932 *	29.827	25.142	38.654	29.309*	226.4
2	2'04.211	29.960	25.539	39.211	29.501	221.3	8	2'03.102	30.020	25.368	38.452	29.262	223.1
3	2'04.716	29.787	25.748	38.907	30.274	223.6	9	2'03.082 *	29.89*	25.294	38.604	29.286	220.4
4	2'04.410	29.799	25.823	39.311	29.477	220.8	10	2'03.123	30.144	25.196	38.319	29.464	220.4
5	2'03.646	29.637	25.653	38.976	29.380	224.0	11	2'02.421	29.601	25.056	38.592	29.172	222.6
6	2'03.872	30.114	25.211	39.258	29.289	227.3	12	2'02.122	29.470	25.113	38.178	29.361	228.8
7	2'03.525	30.148	25.367	38.821	29.189	229.2	13	2'01.810	29.505	24.996	38.123	29.186	220.8
8	2'02.773 *	29.827	25.312	38.701	28.933*	229.2	13th 88 Shinya EZAWA Red Bull MotoGP Roo JPN Runs=1 Total laps=13 Full laps=12 Valid laps=12						
9	2'02.556	29.538	25.253	38.582	29.183	226.8	1	2'15.790	40.108	26.360	39.346	29.976	181.5
10	2'02.206	29.540	25.137	38.296	29.233	224.0	2	2'04.711	30.296	25.717	39.032	29.666	225.4
11	2'02.005	29.499	25.049	38.287	29.170	219.5	3	2'03.235	29.883	25.205	38.719	29.428	224.5
12	2'01.919	29.387	25.049	38.292	29.191	223.1	4	2'04.406	30.124	25.705	39.329	29.248	227.3
13	2'01.962	29.589	25.207	38.310	28.856	226.8	5	2'03.542	29.975	25.568	38.872	29.127	228.3
10th 78 Jakob ROSENTHAL Red Bull MotoGP Roo AUT Runs=1 Total laps=13 Full laps=12 Valid laps=10							6	2'03.614	29.818	25.980	38.604	29.212	225.0
1	2'14.348	39.167	26.072	39.704	29.405	180.9	7	2'04.279	29.789	25.739	39.520	29.231	230.2
2	2'04.317	30.347	25.783	38.807	29.380	226.4	8	2'02.442	29.564	25.115	38.402	29.361	224.5
Fastest Lap: Arbi ADITAMA Red Bull MotoGP Roo INA 2'01.740 29.365 25.083 38.007 29.285							9	2'01.956	29.684	24.978	38.283	29.011	221.3
<small>DORNA DATA PROCESSING TIMING SERVICE DORNA DATA PROCESSING TIMING SERVICE DORNA DATA PROCESSING TIMING SERVICE DORNA DATA PROCESSING TIMING SERVICE DORNA DATA PROCESSING TIMING SERVICE DORNA DATA PROCESSING TIMING SERVICE DORNA DATA PROCESSING TIMING SERVICE DORNA DATA PROCESSING TIMING SERVICE DORNA DATA PROCCESSS</small>							10	2'02.949	29.768	25.146	38.119	29.916	226.4

Fastest Lap: Arbi ADITAMA	Red Bull MotoGP Roo	INA	2'01.740	29.365	25.083	38.007	29.285
----------------------------------	---------------------	-----	----------	--------	--------	--------	--------

DORNA DATA PROCESSING TIMING SERVICE DORNA DATA PROCESSING TIMING SERVICE DORNA DATA PROCESSING TIMING SERVICE DORNA DATA PROCESSING TIMING SERVICE DORNA DATA PROCESSING TIMING SERVICE DORNA DATA PROCESSING TIMING SERVICE DORNA DATA PROCESSING TIMING SERVICE DORNA DATA PROCCESSS



Race Nr.2

RookiesCup

Lap	Lap Time	T1	T2	T3	T4	Speed	Lap	Lap Time	T1	T2	T3	T4	Speed
11	2'02.244	29.691	25.027	38.290	29.236	223.6	3	2'03.930	29.897	25.530	39.110	29.393	223.1
12	2'02.277	29.672	25.129	38.351	29.125	225.4	4	2'04.915	30.278	25.691	39.350	29.596	229.2
13	2'01.844	29.626	24.957	38.095	29.166	219.0	5	2'03.399	29.749	25.455	38.837	29.358	227.3
14th 57 Danial SHAHRIL Red Bull MotoGP Roo MAL Runs=1 Total laps=13 Full laps=12 Valid laps=12							6	2'03.697	29.866	25.709	38.826	29.296	227.8
1	2'14.786	39.699	26.314	39.408	29.365	180.3	7	2'03.739	29.818	25.440	39.168	29.313	224.5
2	2'04.697	30.807	25.814	38.808	29.268	227.8	8	2'04.555	30.885	25.343	38.608	29.719	226.4
3	2'03.932	29.876	25.626	39.191	29.239	224.0	9	2'03.446	29.877	25.395	38.614	29.560	223.6
4	2'04.483	30.071	25.706	39.578	29.128	227.3	10	2'05.510	30.944	25.640	38.662	30.264	218.6
5	2'03.501	30.033	25.406	38.997	29.065	225.9	11	2'04.785 *	30.21 *	25.490	39.201	29.882	219.0
6	2'03.954	30.052	25.884	38.925	29.093	228.8	12	2'04.388	30.223	25.723	38.737	29.705	223.1
7	2'04.016	29.899	25.651	39.087	29.379	223.6	13	2'04.563	30.285	25.836	38.760	29.682	218.6
8	2'02.355	29.520	25.260	38.418	29.157	225.4	18th 23 Rhys STEPHENSON Red Bull MotoGP Roo GBR Runs=1 Total laps=13 Full laps=12 Valid laps=11						
9	2'02.104	29.737	25.080	38.256	29.031	225.9	1	2'17.282	40.383	26.679	39.894	30.326	183.3
10	2'02.760	29.575	25.152	38.330	29.703	227.8	2	2'06.850	30.512	26.212	39.637	30.489	219.9
11	2'02.538	29.675	25.061	38.496	29.306	218.6	3	2'07.192	30.661	26.328	39.729	30.474	216.8
12	2'02.784	29.859	25.101	38.642	29.182	225.9	4	2'07.167	30.389	26.567	39.687	30.524	216.0
13	2'02.704	29.492	25.139	38.507	29.566	223.6	5	2'06.885	30.730	26.423	39.453	30.279	213.4
15th 2 Amaury MIZERA Red Bull MotoGP Roo FRA Runs=1 Total laps=13 Full laps=12 Valid laps=9							6	2'06.641	30.191	26.128	39.718	30.604	218.1
1	2'15.634	39.857	26.422	39.422	29.933	177.3	7	2'07.293	30.431	26.162	40.227	30.473	214.2
2	2'04.827	30.275	25.773	39.047	29.732	225.9	8	2'06.958	30.503	26.044	39.867	30.544	219.5
3	2'03.670	30.141	25.496	38.617	29.416	225.0	9	2'06.730	30.263	26.393	39.608	30.466	218.6
4	2'04.868	30.173	25.691	39.312	29.692	230.7	10	2'07.258	30.290	26.130	39.746	31.092	215.1
5	2'03.782 *	29.86 *	25.543	38.801	29.570	226.8	11	2'06.479	30.622	26.232	39.388	30.237	214.7
6	2'04.049	30.032	25.480	39.037	29.500	225.0	12	2'06.629 *	30.246	26.378	39.708 *	30.297	214.7
7	2'03.945	29.917	25.408	38.965	29.655	225.4	13	2'06.572	30.481	26.156	39.571	30.364	216.4
8	2'03.219	29.827	25.250	38.706	29.436	223.1	19th 25 Alexander ENRIQUE Red Bull MotoGP Roo USA Runs=1 Total laps=13 Full laps=12 Valid laps=8						
9	2'03.647 *	30.031	25.423	38.721	29.472 *	220.8	1	2'18.252	40.643	26.902	40.338	30.369	181.8
10	2'05.212 *	29.858	25.361	39.367	30.626 *	222.6	2	2'07.002	30.614	26.370	39.723	30.295	218.1
11	2'04.499	30.207	25.499	38.775	30.018	215.5	3	2'06.786 *	30.65 *	26.290	39.636	30.206	219.0
12	2'04.746	30.287	25.535	38.845	30.079	215.1	4	2'06.415	30.282	26.248	39.634	30.251	219.5
13	2'04.681	30.425	25.464	38.776	30.016	214.7	5	2'06.769	30.456	26.272	39.549	30.492	215.5
16th 56 Kevin FARKAS Red Bull MotoGP Roo HUN Runs=1 Total laps=13 Full laps=12 Valid laps=12							6	2'06.966 *	31.27 *	26.149	39.324	30.214 *	211.7
1	2'15.803	40.250	26.342	39.371	29.840	184.9	7	2'06.974 *	30.45 *	26.305	39.737	30.478	216.8
2	2'04.948	30.378	25.922	39.217	29.431	220.8	8	2'06.964	30.739	26.189	39.817	30.219	213.4
3	2'04.554	30.005	25.646	39.349	29.554	227.8	9	2'06.835	30.573	26.264	39.695	30.303	214.2
4	2'03.829	29.880	25.545	38.977	29.427	224.0	10	2'07.256	30.543	25.994	39.843	30.876	212.5
5	2'03.699	29.919	25.503	38.860	29.417	230.7	11	2'06.533	30.331	26.121	39.596	30.485	213.0
6	2'03.730	29.794	25.545	38.917	29.474	224.5	12	2'06.496 *	30.43 *	26.018	39.631 *	30.416	211.3
7	2'04.167	30.024	25.433	39.332	29.378	221.3	13	2'10.024	30.680	26.190	42.154	31.000	213.8
8	2'03.792	30.054	25.457	38.828	29.453	219.9	20th 8 Eddie O'SHEA Red Bull MotoGP Roo GBR Runs=1 Total laps=9 Full laps=8 Valid laps=7						
9	2'03.188	29.876	25.287	38.698	29.327	221.7	1	2'14.712	39.427	26.135	39.594	29.556	174.7
10	2'05.147	30.008	25.287	39.301	30.551	224.5	2	2'04.299	30.297	25.676	38.699	29.627	228.3
11	2'04.889	30.466	25.549	39.187	29.687	212.5	3	2'04.231	30.080	25.841	38.910	29.400	221.7
12	2'04.343	29.996	25.522	38.896	29.929	220.8	4	2'04.217	29.983	25.901	39.166	29.167	225.4
13	2'04.693	30.541	25.490	38.737	29.925	212.1	5	2'03.303	29.958	25.390	38.815	29.140	227.3
17th 5 Leo RAMMERSTOR Red Bull MotoGP Roo AUT Runs=1 Total laps=13 Full laps=12 Valid laps=11							6	2'03.879	30.244	25.781	38.871	28.983	226.8
1	2'15.269	39.987	26.172	39.381	29.729	179.1	7	2'04.718	30.095	25.524	39.624	29.475	226.8
2	2'04.591	30.176	25.916	38.966	29.533	225.0	8	2'03.963 *	30.319	25.196 *	39.015	29.433	223.6
							9	2'03.948	30.086	25.361	38.810	29.691	218.6
							unfinished	30.138	25.359	39.333			216.8

Fastest Lap: Arbi ADITAMA

Red Bull MotoGP Roo INA

2'01.740

29.365

25.083

38.007

29.285

DORNA DATA PROCESSING TIMING SERVICE DORNA DATA PROCESSING TIMING SERVICE DORNA DATA PROCESSING TIMING SERVICE DORNA DATA PROCESSING TIMING SERVICE DORNA DATA PROCESSING TIMING SERVICE DORNA DATA PROCESSING TIMING SERVICE DORNA DATA PROCCESSS

Race Nr.2**RookiesCup**

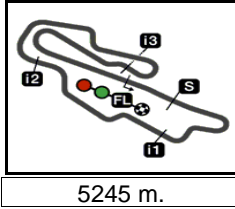
Lap	Lap Time	T1	T2	T3	T4	Speed	Lap	Lap Time	T1	T2	T3	T4	Speed
-----	----------	----	----	----	----	-------	-----	----------	----	----	----	----	-------

21st 67		Casey O'GORMAN		Red Bull MotoGP Roo IRL			
		Runs=1	Total laps=6	Full laps=5		Valid laps=5	
1	2'13.750	39.003	25.992	39.305	29.450	174.1	
2	2'04.414	30.526	25.548	39.021	29.319	216.8	
3	2'04.366	30.126	25.434	39.266	29.540	229.2	
4	2'04.567	30.465	25.600	39.006	29.496	218.6	
5	2'03.924	30.163	25.747	38.952	29.062	225.4	
6	2'03.786	30.253	25.667	38.925	28.941	227.3	
unfinished		30.014	25.445	228.3			

22nd 14		Cormac BUCHANA		Red Bull MotoGP Roo NZE			
		Runs=1	Total laps=6	Full laps=5		Valid laps=3	
1	2'13.710	39.049	25.876	39.267	29.518	172.2	
2	2'04.630	30.682	25.729	38.903	29.316	217.3	
3	2'04.998	30.356	25.550	39.177	29.915	228.3	
4	2'05.017	30.447	25.597	39.557	29.416	219.5	
5	2'03.593 *	29.903	25.300	38.881	29.509*	228.8	
6	2'03.291 *	29.617	25.571	38.720*	29.383	226.8	
unfinished		29.729	25.443	228.3			

Fastest Lap: Arbi ADITAMA Red Bull MotoGP Roo INA **2'01.740** 29.365 25.083 38.007 29.285

DORNA DATA PROCESSING TIMING SERVICE DORNA DATA PROCESSING TIMING SERVICE DORNA DATA PROCESSING TIMING SERVICE DORNA DATA PROCESSING TIMING SERVICE DORNA DATA PROCESSING TIMING SERVICE DORNA DATA PROCESSING TIMING SERVICE DORNA DATA PROCESSING TIMING SERVICE DORNA DATA PROCESSING TIMING SERVICE DORNA DATA PROCESSING TIMING SERVICE DORNA DATA PROCESSING TIMING SERVICE DORNA DATA PROCESSING TIMING SERVICE DORNA DATA PROCCESSS



GRAN PREMIO D'ITALIA OAKLEY

Official Starting Grid

Race : 13 laps = 68.185 km

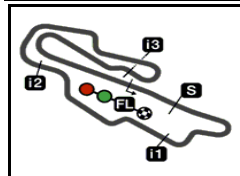


1	3 2'01.053 12 Jacob ROULSTONE KTM	2 2'00.860 28 Máximo QUILES KTM	1 2'00.750 18 Angel PIQUERAS KTM
2	6 2'01.258 27 Rico SALMELA KTM	5 2'01.233 14 Cormac BUCHANAN KTM	4 2'01.210 94 Guido PINI KTM
3	9 2'01.443 8 Eddie O'SHEA KTM	8 2'01.299 69 Marcos RUDA KTM	7 2'01.272 54 Alberto FERRANDEZ KTM
4	12 2'01.799 2 Amaury MIZERA KTM	11 2'01.707 83 Alvaro CARPE KTM	10 2'01.652 67 Casey O'GORMAN KTM
5	15 2'02.050 5 Leo RAMMERSTORFER KTM	14 2'02.041 13 Hakim DANISH KTM	13 2'01.892 78 Jakob ROSENTHALER KTM
6	18 2'02.799 88 Shinya EZAWA KTM	17 2'02.726 57 Danial SHAHRIL KTM	16 2'02.199 95 Marco MORELLI KTM
7	21 2'05.037 25 Alexander ENRIQUEZ KTM	20 2'03.283 56 Kevin FARKAS KTM	19 2'03.099 93 Arbi ADITAMA KTM
8			22 2'05.178 23 Rhys STEPHENSON KTM

The results are provisional until the end of the limit for protest and appeals and until the ratification of the Event Management Committee.

Time limit for protest expires 60' at the latest after publication of the results - Time:

DORNA DATA PROCESSING TIMING SERVICE DORNA DATA PROCESSING TIMING SERVICE DORNA DATA PROCESSING TIMING SERVICE DORNA DATA PROCESSING TIMING SERVICE DORNA DATA PROCESSING TIMING SERVICE DORNA DATA PROCESSING TIMING SERVICE DORNA DATA PROCESSING TIMING SERVICE DORNA DATA PROCESSING TIMING SERVICE DORNA DATA PROCESSING TIMING SERVICE DORNA DATA PROCESSING



5245 m.

GRAN PREMIO D'ITALIA OAKLEY

Race Nr.2

Fastest Lap of Each Rider

RookiesCup

	Rider	Nation	Team	Motorcycle	Time	Lap	Total	Gap
1	93 Arbi ADITAMA	INA	Red Bull MotoGP Rookies Cup	KTM	2'01.740	13	13	
2	13 Hakim DANISH	MAL	Red Bull MotoGP Rookies Cup	KTM	2'01.756	10	13	0.016 0.016
3	94 Guido PINI	ITA	Red Bull MotoGP Rookies Cup	KTM	2'01.796	11	13	0.056 0.040
4	83 Alvaro CARPE	SPA	Red Bull MotoGP Rookies Cup	KTM	2'01.803	10	13	0.063 0.007
5	95 Marco MORELLI	ARG	Red Bull MotoGP Rookies Cup	KTM	2'01.810	13	13	0.070 0.007
6	78 Jakob ROSENTHALER	AUT	Red Bull MotoGP Rookies Cup	KTM	2'01.821	12	13	0.081 0.011
7	88 Shinya EZAWA	JPN	Red Bull MotoGP Rookies Cup	KTM	2'01.844	13	13	0.104 0.023
8	12 Jacob ROULSTONE	AUS	Red Bull MotoGP Rookies Cup	KTM	2'01.919	12	13	0.179 0.075
9	27 Rico SALMELA	FIN	Red Bull MotoGP Rookies Cup	KTM	2'01.922	9	13	0.182 0.003
10	18 Angel PIQUERAS	SPA	Red Bull MotoGP Rookies Cup	KTM	2'01.942	9	13	0.202 0.020
11	28 Máximo QUILES	SPA	Red Bull MotoGP Rookies Cup	KTM	2'01.950	10	13	0.210 0.008
12	57 Danial SHAHRIL	MAL	Red Bull MotoGP Rookies Cup	KTM	2'02.104	9	13	0.364 0.154
13	69 Marcos RUDA	SPA	Red Bull MotoGP Rookies Cup	KTM	2'02.174	11	13	0.434 0.070
14	54 Alberto FERRANDEZ	SPA	Red Bull MotoGP Rookies Cup	KTM	2'02.181	8	13	0.441 0.007
15	56 Kevin FARKAS	HUN	Red Bull MotoGP Rookies Cup	KTM	2'03.188	9	13	1.448 1.007
16	2 Amaury MIZERA	FRA	Red Bull MotoGP Rookies Cup	KTM	2'03.219	8	13	1.479 0.031
17	8 Eddie O'SHEA	GBR	Red Bull MotoGP Rookies Cup	KTM	2'03.303	5	9	1.563 0.084
18	5 Leo RAMMERSTORFER	AUT	Red Bull MotoGP Rookies Cup	KTM	2'03.399	5	13	1.659 0.096
19	67 Casey O'GORMAN	IRL	Red Bull MotoGP Rookies Cup	KTM	2'03.786	6	6	2.046 0.387
20	14 Cormac BUCHANAN	NZE	Red Bull MotoGP Rookies Cup	KTM	2'04.630	2	6	2.890 0.844
21	25 Alexander ENRIQUEZ	USA	Red Bull MotoGP Rookies Cup	KTM	2'06.415	4	13	4.675 1.785
22	23 Rhys STEPHENSON	GBR	Red Bull MotoGP Rookies Cup	KTM	2'06.479	11	13	4.739 0.064

	Rider	Points	POR	POR	SPA	SPA	FRA	FRA	ITA	ITA	NED	NED	AUT	AUT	RSM	RSM							
14	LUCIANO Lorenz	32	4	4	13	13	14	14															
			4-10	4-8	13-16	13-10	14-12	14-8	-	-	-	-	-	-	-	-	-	-	-	-	-	-	-
15	BUCHANAN Cormac	24	15	15	15	15	6	6	5	5													
			15-14	15-NC	15-15	15-14	6-8	6-5	5-NC	5-NC	-	-	-	-	-	-	-	-	-	-	-	-	-
16	SHAHNIL Danial	23	11	11	16	16			17	17													
			11-9	11-10	-NS	-NS	-	-	17-8	17-14	-	-	-	-	-	-	-	-	-	-	-	-	-
17	ROSENTHALER Jakob	14	17	17	19	19	20	20	13	13													
			17-17	17-17	18-12	18-17	20-16	20-12	13-NC	13-10	-	-	-	-	-	-	-	-	-	-	-	-	-
18	EZAWA Shinya	13	24	24	22	22	22	22	18	18													
			24-18	24-19	21-19	21-16	22-19	22-13	18-9	18-13	-	-	-	-	-	-	-	-	-	-	-	-	-
19	O'SHEA Eddie	11	10	10			15	15	9	9													
			10-NC	10-NC	-	-	15-15	15-9	9-13	9-NC	-	-	-	-	-	-	-	-	-	-	-	-	-
20	THOMPSON Carter	8	12	12	18	18	5	5															
			12-20	12-15	17-17	17-15	5-10	-NS	-	-	-	-	-	-	-	-	-	-	-	-	-	-	-
21	BOGGIO Dodo	8	NC	NC	5	5	18	18	NC	NC													
			-NS	-NS	-NL	5-13	18-NC	18-11	-NS	-NS	-	-	-	-	-	-	-	-	-	-	-	-	-
22	FARKAS Kevin	7	13	13	20	20	19	19	20	20													
			13-NC	13-14	19-18	19-19	19-17	19-NC	20-11	20-16	-	-	-	-	-	-	-	-	-	-	-	-	-
23	ENRIQUEZ Alexander	6	25	25	25	25	25	25	21	21													
			25-19	25-NC	24-23	24-21	25-NC	25-NC	21-10	21-19	-	-	-	-	-	-	-	-	-	-	-	-	-
24	MIZERA Amaury	4	16	16	24	24	21	21	12	12													
			16-16	16-13	23-22	23-NC	21-18	21-NC	12-NC	12-15	-	-	-	-	-	-	-	-	-	-	-	-	-
25	RAMMERSTORFER Leo	2	23	23	21	21	23	23	15	15													
			23-22	23-18	20-21	20-20	23-20	23-14	15-NC	15-17	-	-	-	-	-	-	-	-	-	-	-	-	-
26	STEPHENSON Rhys	0	22	22	23	23	24	24	22	22													
			22-NC	22-16	22-20	22-NC	24-NC	24-NC	22-NC	22-18	-	-	-	-	-	-	-	-	-	-	-	-	-

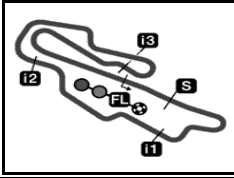
NC=Not classified NL=Not finished first lap NP=Not started race re-start N2=Not finished first lap race re-start EX=Excluded NS=Not Started DS=Disqualified

DORNA DATA PROCESSING TIMING SERVICE DORNA DATA PROCESSING TIMING SERVICE DORNA DATA PROCESSING TIMING SERVICE DORNA DATA PROCESSING TIMING SERVICE DORNA DATA PROCESSING TIMING SERVICE DORNA DATA PROCESSING TIMING SERVICE DORNA DATA PROCESSING TIMING SERVICE DORNA DATA PROCESSING TIMING SERVICE DORNA DATA PROCESSING TIMING SERVICE DORNA DATA PROCCESSS



mo Internazionale del

Results and timing service provided by **TISSOT**



5245 m.

GRAN PREMIO D'ITALIA OAKLEY

Rookies Cup

Championship Classification

Rider	Nation	Points	POR	POR	SPA	SPA	FRA	FRA	ITA	ITA	NED	NED	AUT	AUT	RSM	RSM
1 PIQUERAS Angel	SPA	178	25	25	25	20	25	25	13	20						
2 QUILES Máximo	SPA	90	0	5	16	25	13	6	-	25						
3 FERRANDEZ Alberto	SPA	87	10	-	9	7	9	16	25	11						
4 CARPE Alvaro	SPA	87	20	10	13	16	10	-	10	8						
5 SALMELA Rico	FIN	86	16	11	11	11	20	-	4	13						
6 ROULSTONE Jacob	AUS	71	3	7	20	10	5	10	9	7						
7 MORELLI Marco	ARG	68	5	9	5	13	3	13	16	4						
8 O'GORMAN Casey	IRL	61	13	13	6	9	-	-	20	-						
9 PINI Guido	ITA	59	4	-	8	-	11	20	-	16						
10 DANISH Hakim	MAL	56	11	16	7	5	7	-	-	10						
11 RUDA Marcos	SPA	47	9	20	2	4	-	1	2	9						
12 MOODLEY Ruché	RSA	42	8	-	10	8	16	-	-	-						
13 ADITAMA Arbi	INA	35	1	4	3	0	2	9	11	5						
14 LUCIANO Lorenz	BEL	32	6	8	0	6	4	8	-	-						
15 BUCHANAN Cormac	NZE	24	2	-	1	2	8	11	-	-						
16 SHAH RIL Danial	MAL	23	7	6	-	-	-	-	8	2						
17 ROSENTHALER Jakob	AUT	14	0	0	4	0	0	4	-	6						
18 EZAWA Shinya	JPN	13	0	0	0	0	0	3	7	3						
19 O'SHEA Eddie	GBR	11	-	-	-	-	1	7	3	-						
20 THOMPSON Carter	AUS	8	0	1	0	1	6	-	-	-						
21 BOGGIO Dodo	ITA	8	-	-	-	3	-	5	-	-						
22 FARKAS Kevin	HUN	7	-	2	0	0	0	-	5	0						
23 ENRIQUEZ Alexander	USA	6	0	-	0	0	-	-	6	0						
24 MIZERA Amaury	FRA	4	0	3	0	-	0	-	-	1						
25 RAMMERSTORFER Leo	AUT	2	0	0	0	0	0	2	-	0						
26 STEPHENSON Rhys	GBR	0	-	0	0	-	-	-	-	0						

DORNA DATA PROCESSING TIMING SERVICE DORNA DATA PROCESSING TIMING SERVICE DORNA DATA PROCESSING TIMING SERVICE DORNA DATA PROCESSING TIMING SERVICE DORNA DATA PROCESSING TIMING SERVICE DORNA DATA PROCESSING TIMING SERVICE DORNA DATA PROCESSING TIMING SERVICE DORNA DATA PROCESSING TIMING SERVICE DORNA DATA PROCESSING TIMING SERVICE DORNA DATA PROCESSING TIMING SERVICE



Mugello, Sunday, June 11, 2023